

ILLUMINAZIONE

**AEC**  
LIGHTING  
TECHNOLOGIES

# Stradale

Street

## 008

# Urbano

Urban

## 064

# Proiettori

Floodlights

## 169

# Artistico

Decor

## 224

# Interni

Indoor

## 256

# Pali e mensole

Poles and Brackets

## 272

ITALO	008	ECORAYS TS	032	BABEL	058
I-TRON	012	ITALO 2 URBAN TS	036		
STYLO	016	ARMONIA TS	040		
Q-DROME	020	ARTELYS TS	044		
ARYA TS	024	ARTELYS DECO TS	048		
COMPASS TS	028	SICUREZZA	052		

DRAGON & DRAGON SOLAR	064	MASTER 3	100	ECORAYS	124	ARMONIA	148
NOOS	072	MASTER 6	104	ARYA	128	DELOS	152
MOD 2.0 URBAN	078	ITALO 2 URBAN	108	STORY	132	REVELAMPE	156
MOD 2.0 TOWER	086	LOGIKA	112	SOLED	136	GOBLET	160
MOD 2.0 BOLLARD	090	Q QUADRO	116	ARTELYS	140		
COMPASS	094	ARMODUE	120	ARTELYS DECO	144		

ARCHITETTURALE ARCHITECTURAL	169	GRANDI AREE WIDE AREAS	189	IMPIANTI SPORTIVI SPORT FACILITIES	199	TUNNEL STRADALI ROAD TUNNELS	213
FALCO	170	MX PRO	190	ALO	200	T-LED 4	214
OSLO-SPOT	180	Q MULTIPRO	194			MX-PRO TUNNEL	218
MOD 2.0 PRO	184						

SIENA	224	NOVECENTO	240	BRACCI ARTISTICI DECORATIVE BRACKETS	255
FIRENZE	228	FIRENZE	244		
IBOX	232	SIGNORIA	248		
CANDELABRI CANDELABRA		MILANO	252		
VASARI	236	FRANCIA	253		
SIENA	240	GRANDUCATO	254		

GA	256
GH	260
GQ1	264

SERIE CILINDRICO C102 C	278	SERIE RASTREMATO R102 C	290	PALO CILINDRICO CURVATO	302
SERIE CILINDRICO C102	280	SERIE CONICO CURVATO	292	PALO CILINDRICO CON MENSOLA PZ	304
SERIE CILINDRICO C127 C	282	SERIE RETTANGOLARE RX-2 AC	294	PALO CILINDRICO CON MENSOLA PE	306
SERIE CILINDRICO C127	284	SERIE RETTANGOLARE RX-2 AL	296	SERIE DECORATIVO DELOS	308
SERIE RASTREMATO R127 C	286	SERIE RETTANGOLARE RX-3 AC	298	SERIE DECORATIVO REVELAMPE	310
SERIE RASTREMATO R127	288	SERIE RETTANGOLARE RX-3 AL	300	SERIE CILINDRICO DRAGON DR.C 127 C	312
				SERIE CILINDRICO DRAGON SOLAR DR.C 168 SOLAR C	314
				SERIE X-FORM	316
MENSOLE BRACKETS	318				
COLORI AEC AEC COLORS	324				





# The company

AEC GROUP



Dal 1957 siamo protagonisti di rilievo nel settore dell'illuminazione pubblica: Milano, Berlino, Londra, Abu Dhabi, Oslo, Auckland e Dubai sono solo alcune delle rinomate città illuminate da AEC. Oggi l'Azienda è un importante esempio di eccellenza industriale italiana, conosciuta ed apprezzata in tutto il mondo.


*Since 1957 We have been major players in the public lighting sector: Milan, Berlin, London, Oslo, Abu Dhabi, Auckland and Dubai are just some of the prestigious cities illuminated by AEC. Today the Company is an important example of Italian industrial excellence, known and appreciated all over the world.*





## Pentha: la nuova tecnologia ottica

### Pentha: the new optical technology



Ottica in alluminio con finitura superficiale purissima 99,95% Classe A+ che garantisce efficienza energetica senza precedenti.

Aluminium optic with a very pure 99.95% surface finish Class A+ that guarantees unprecedented energy efficiency.

Distribuzioni ottiche  
Light distributions



### STE-S

**Emissione stretta**  
Ottica asimmetrica per illuminazione stradale extraurbana.

**Narrow emission**  
Asymmetrical optic for suburban street lighting.

### STE-M

**Emissione media**  
Ottica asimmetrica per illuminazione stradale extraurbana.

**Medium emission**  
Asymmetrical optic for suburban street lighting.

### STU-S

**Emissione stretta**  
Ottica asimmetrica per illuminazione stradale, urbana e ciclopedonale.

**Narrow emission**  
Asymmetrical optic for street, urban and cycle-path lighting.

### STU-M

**Emissione media**  
Ottica asimmetrica per illuminazione stradale, urbana e ciclopedonale.

**Medium emission**  
Asymmetrical optic for street, urban and cycle-path lighting.

### STW

Ottica asimmetrica per illuminazione di strade larghe urbane ed extraurbane, specifica per asfalti bagnati.

Asymmetrical optic for wide urban and suburban road lighting, specific for wet asphalts.

### S05

Ottica asimmetrica per illuminazione stradale, urbana e aree verdi.

Asymmetrical optic for street, urban and green areas lighting.

### S07

Ottica asimmetrica per illuminazione stradale, urbana e aree verdi.

Asymmetrical optic for street, urban and green areas lighting.

### STA

Ottica asimmetrica per illuminazione di strade larghe urbane e ciclopedonale.

Asymmetric optic for large urban and cycle-pedestrian streets lighting.

### SV

Ottica asimmetrica per illuminazione di svicoli autostradali o strade urbane molto strette.

Asymmetrical optic for small urban streets or highway entrance/exit turns.

### TS

Ottica simmetrica per illuminazione a centro strada.

Symmetrical optic for centre road lighting.

### Temperatura di colore standard

Su tutti i prodotti AEC che supportano la tecnologia ottica Pentha può essere scelta una delle seguenti opzioni monocromatiche CCT: 2200K | 2700K | 3000K | 4000K.

For all AEC products with Pentha optical technology, it's possible to choose one of the following monochromatic CCTs: 2200K | 2700K | 3000K | 4000K.

### \*Tunable White

2200K 2700K 3000K

Tunable White Technology consente di emettere differenti tonalità di luce in un range da 2200K a 3000K. Altre configurazioni su richiesta.

Tunable White Technology allows to emit different shades of light in a range from 2200K to 3000K. Other configurations on request.

\*Su richiesta  
Upon request

### Dal 2021 Laboratorio



Accredia è l'Ente designato dal governo italiano ad attestare la competenza, l'indipendenza e l'imparzialità degli organismi e dei laboratori che verificano la conformità di beni e servizi alle norme. L'accredito assicura che gli organismi di certificazione seguano tutti i requisiti richiesti dalle norme per svolgere attività di valutazione della conformità. Dal 2021 Accredia assicura la competenza tecnica del personale di AEC, l'adeguatezza delle sue attrezzature, delle apparecchiature e l'idoneità del suo laboratorio come ente certificatore.

Accredia is the authority designated by the Italian government to certify the competence, independence and impartiality of the bodies and laboratories that verify the compliance of goods and services with the standards. Accreditation ensures that certification companies follow all the conditions required by the standards to carry out conformity assessment activities. Since 2021 Accredia has been ensuring the technical competence of AEC Staff, the adequacy of its equipment, appliances and the suitability of its laboratory as a certifying body.

# Smart light

Seguendo il paradigma dell'Internet of Things (IoT), la tecnologia Smart applicata ai corpi illuminanti permette di convertire i prodotti AEC in apparecchi intelligenti e connessi, predisposti per erogare molteplici servizi. I corpi illuminanti AEC sono infatti predisposti per interagire con dispositivi terzi e sensori, in grado di offrire servizi Smart ed essere gestiti e monitorati da remoto dalle pubbliche amministrazioni.

Following the paradigm of the Internet of Things (IoT), Smart technology applied to lighting fixtures allows AEC products to be converted into intelligent and connected devices, designed to provide multiple services. AEC lighting fixtures are in fact designed to interact with third-party devices and sensors, capable of offering Smart services being managed and monitored remotely by public administrations.

Gli apparecchi di AEC Illuminazione sono predisposti per l'installazione di nodi Smart. Il sistema di telecontrollo completo può essere fornito da uno dei nostri partner specifici di settore.

AEC Illuminazione luminaires are designed for the installation of third-party Smart nodes. The complete remote control system can be supplied by one of our sector-specific partners.



NEMA



ZHAGA

### Sistemi di controllo

#### Available Control Systems

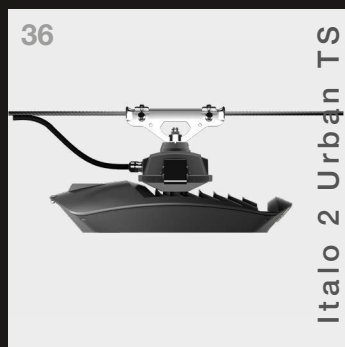



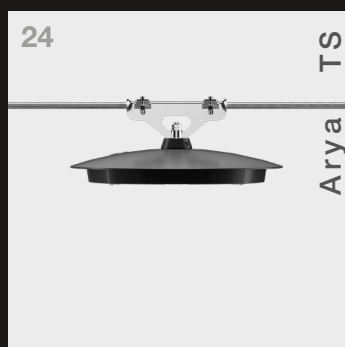
		Simbolo Symbol
F	Fisso non dimmerabile Fixed power not dimmable	F
DA	Dimmerazione automatica (mezzanotte virtuale) con profilo di default Automatic dimming (virtual midnight) with default profile	DA
DAC	Profilo DA custom Custom DA profile	DAC
FLC	Flusso luminoso costante Constant light flux	FLC
DALI	Interfaccia di dimmerazione digitale DALI Digital dimming interface DALI	
Nema	Presse 7 pin (ANSI C136.41) Socket 7 pin (ANSI C136.41)	Nema
Zhaga	Presse 4 pin (ZHAGA Book 18) Socket 4 pin (ZHAGA Book 18)	Zhaga



# street

## product index

*Indice prodotti*






# ITALO

## L'icona dell'illuminazione stradale

*The street lighting icon*



ITALO 1



ITALO 2



ITALO 3



# Caratteristiche principali

Main Features

# ITALO




## Gruppo ottico

Available Optics




### STE-M/S




Ottica asimmetrica per illuminazione stradale extraurbana.  
Asymmetrical optic for suburban street lighting.

### STU-M/S




Ottica asimmetrica per illuminazione stradale, urbana e ciclopedonale.  
Asymmetrical optic for street, urban and cycle-path lighting.

### STW




Ottica asimmetrica per illuminazione di strade larghe specifica per asfalti bagnati.  
Asymmetrical optic for wide streets lighting, specific for wet asphalts.

### SV



Ottica asimmetrica per illuminazione di svincoli autostradali o strade urbane molto strette.  
Asymmetrical optic for very narrow urban streets or highway entrance/exit turns.

### S05/S07



Ottica asimmetrica per illuminazione stradale, urbana e aree verdi.  
Asymmetrical optic for street, urban and green areas lighting.

### STA



Ottica asimmetrica per illuminazione di strade larghe urbane e ciclopedonale.  
Asymmetrical optic for wide urban streets and cycle-path lighting.

## Classe di isolamento

Insulation class



II, I

## Grado di protezione

Protection Degree

IP66/67 | IK09 totale  
IP66/67 | IK09 total

## Peso

Weight

ITALO 1: max 7 Kg  
ITALO 2: max 12,5 Kg  
ITALO 3: max 20 Kg

## Superficie esposta

Exposed surface

ITALO 1: laterale side: 0.05m<sup>2</sup> | pianta top: 0.16m<sup>2</sup> | SCx 0.048 m<sup>2</sup>  
ITALO 2: laterale side: 0.067m<sup>2</sup> | pianta top: 0.32m<sup>2</sup> | SCx 0.067 m<sup>2</sup>  
ITALO 3: laterale side: 0.083m<sup>2</sup> | pianta top: 0.42m<sup>2</sup> | SCx 0.085 m<sup>2</sup>

## Montaggio

Mounting

ITALO 1  
Braccio / testa palo Bracket / Post-top  
Ø33mm ÷ Ø60mm | Ø60mm ÷ Ø76mm (optional)

ITALO 2  
Braccio Bracket : Ø33mm ÷ Ø60mm | Ø60mm ÷ Ø76mm (optional)  
Testa-palo Post-top : Ø42mm ÷ Ø60mm | Ø60mm ÷ Ø76mm (optional)

ITALO 3  
Braccio / testa palo Bracket / Post-top  
Ø60mm ÷ Ø76mm

## Inclinazione

Tilt Angle

ITALO 1  
Testa palo: -10°/+25° | Braccio: -25°/+10°  
Post-top: -10°/+25° | Bracket: -25°/+10°

ITALO 2  
Testa palo: -10°/+25° | Braccio: -25°/+10°  
Post-top: -10°/+25° | Bracket: -25°/+10°

ITALO 3  
Testa palo: -10°/+30° | Braccio: -30°/+10°  
Post-top: -10°/+30° | Bracket: -30°/+10°

## Temperatura di esercizio

Operating Temperature

-40°C / +55°C

## Protezione sovratensioni

Surge Protection

Fino a 12 kV  
Up to 12 kV

## Temperatura di colore


Color Temperature

CRI ≥ 70  
2200K | 2700K | 3000K | 4000K

## Bianco dinamico

Tunable White

2200K 2700K 3000K



Possibilità di emettere differenti tonalità di luce da 2200K a 3000K.  
Altre configurazioni su richiesta.  
Possibility of emitting different colour temperatures from 2200K to 3000K. Other configurations on request.

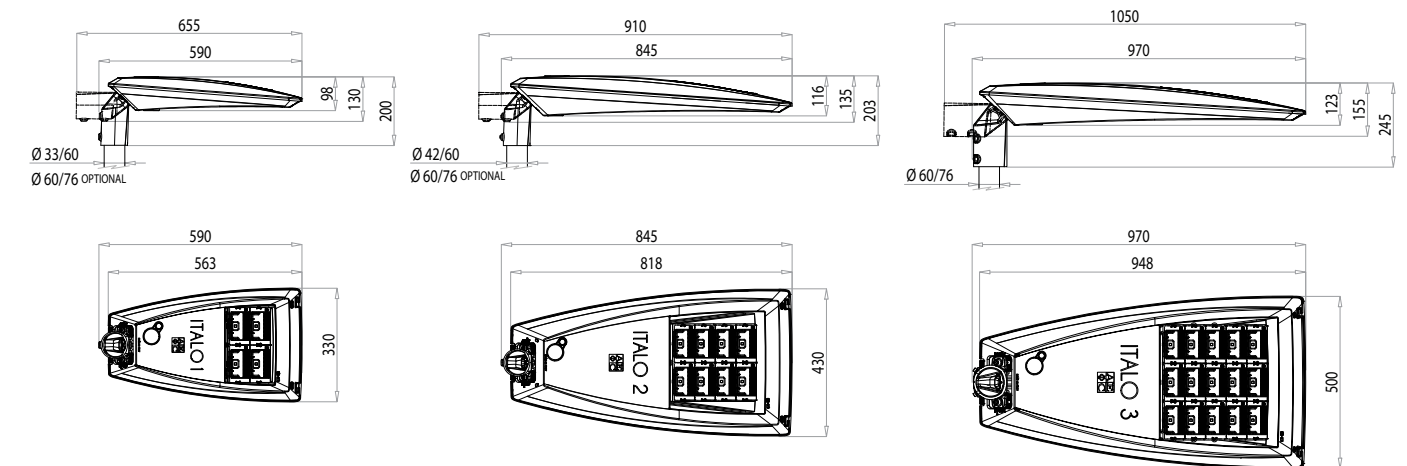
## Sistemi di controllo

Lighting Control Systems

F DA DAC FLC Nema ZHAGA

## Dimensioni

Dimensions



## Certificazioni

Certifications



## Colori disponibili

Available Colors

Grafite 01  
Graphite 01



Colori custom\*  
Custom colors



\*Su richiesta  
Upon request

## Flussi e potenze


Luminous flux and power



Per i dati aggiornati consultare il sito AEC  
For updated data please check on AEC website



Apertura massima  
Maximum opening | 60°





# I-TRON



## Rivoluziona il concetto di illuminazione

*Revolutionize the concept of lighting*



Norway  
Reference

I-TRON MICRO



I-TRON ZERO



I-TRON 1



I-TRON 2



# Caratteristiche principali

Main Features

# I-TRON



## Gruppo ottico



### STE-M/S



Ottica asimmetrica per illuminazione stradale extraurbana.  
Asymmetrical optic for suburban street lighting.

### STU-M/S



Ottica asimmetrica per illuminazione stradale, urbana e ciclopedonale.  
Asymmetrical optic for street, urban and cycle-path lighting.

### STW



Ottica asimmetrica per illuminazione di strade larghe specifica per asfalti bagnati.  
Asymmetrical optic for wide streets lighting, specific for wet asphalts.

### SV



Ottica asimmetrica per illuminazione di svincoli autostradali o strade urbane molto strette.  
Asymmetrical optic for very narrow urban streets or highway entrance/exit turns.

### S05/S07



Ottica asimmetrica per illuminazione stradale, urbana e aree verdi.  
Asymmetrical optic for street, urban and green areas lighting.

### STA



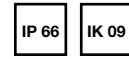
Ottica asimmetrica per illuminazione di strade larghe urbane e ciclopedonale.  
Asymmetrical optic for wide urban streets and cycle-path lighting.

## Classe di isolamento



II, I

## Grado di protezione



IP66/67 | IK09 totale  
IP66/67 | IK09 total

## Peso

I-TRON MICRO: max 4 Kg  
I-TRON ZERO: max 6 kg  
I-TRON 1: max 8 kg  
I-TRON 2: max 13 kg

## Superficie esposta

I-TRON MICRO: Laterale side: 0.024m<sup>2</sup> – Pianta top: 0.09m<sup>2</sup> | SCx 0.033 m<sup>2</sup>  
I-TRON ZERO: Laterale side: 0.03m<sup>2</sup> – Pianta top: 0.13m<sup>2</sup> | SCx 0.04 m<sup>2</sup>  
I-TRON 1: Laterale side: 0.04m<sup>2</sup> – Pianta top: 0.16m<sup>2</sup> | SCx 0.051 m<sup>2</sup>  
I-TRON 2: Laterale side: 0.06m<sup>2</sup> – Pianta top: 0.28m<sup>2</sup> | SCx 0.059 m<sup>2</sup>

## Montaggio

I-TRON MICRO | I-TRON ZERO | I-TRON 1  
Braccio / testa palo Bracket / Post-top  
Ø33mm ÷ Ø60mm | Ø60mm ÷ Ø76mm (optional)

I-TRON 2  
Braccio Bracket : Ø33mm ÷ Ø60mm | Ø60mm ÷ Ø76mm (in opzione)  
Testa-palo Post-top : Ø42mm ÷ Ø60mm | Ø60mm ÷ Ø76mm (in opzione)

## Inclinazione

I-TRON ZERO | I-TRON 1 | I-TRON 2  
Testa palo: -10°/+25° | Braccio: -25°/+10°  
Post-top: -10°/+25° | Bracket: -25°/+10°

I-TRON MICRO  
Testa palo: -5°/+25° | Braccio: -25°/+10°  
Post-top: -5°/+25° | Bracket: -25°/+10°

## Temperatura di esercizio

-40°C / +55°C

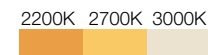
## Protezione sovratensioni

Fino a 12 kV  
Up to 12 kV

## Temperatura di colore

CRI ≥ 70  
2200K | 2700K | 3000K | 4000K

## Bianco dinamico

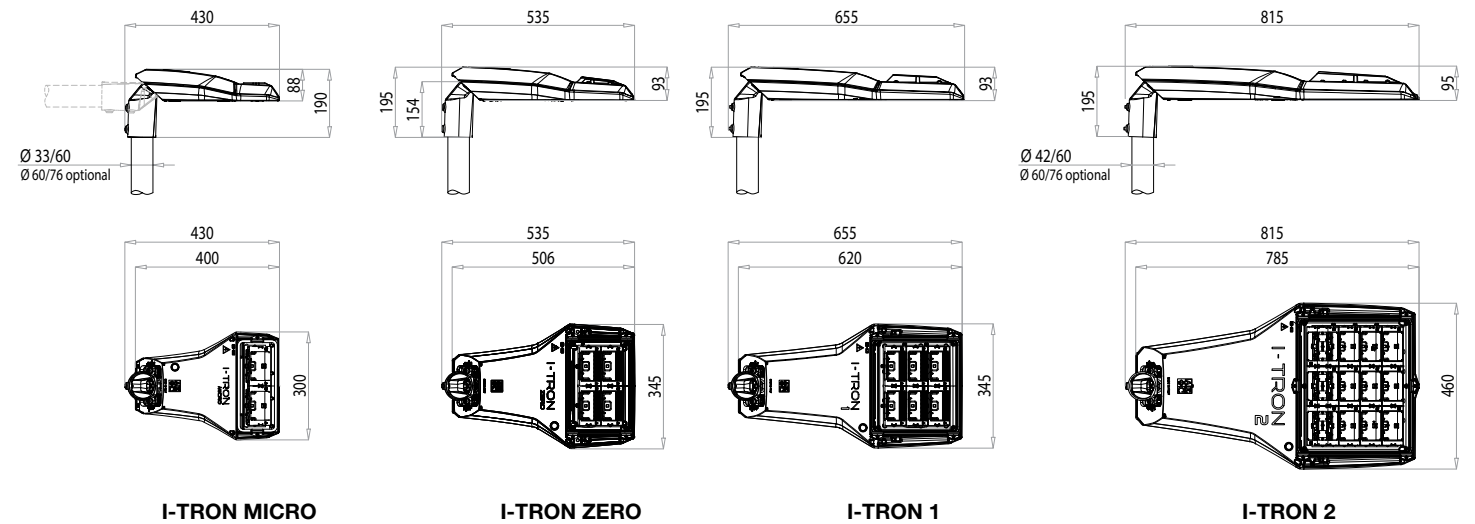


Possibilità di emettere differenti tonalità di luce da 2200K a 3000K.  
Altre configurazioni su richiesta.  
Possibility of emitting different colour temperatures from 2200K to 3000K.  
Other configurations on request.

## Sistemi di controllo

F DA DAC FLC Nema ZHAGA

## Dimensioni



## Certificazioni



## Colori disponibili

Grafite 01  
Graphite 01



Colori custom\*  
Custom colors



\*Su richiesta  
Upon request

## Flussi e potenze

Luminous flux and power



Per i dati aggiornati consultare il sito AEC  
For updated data please check on AEC website



Sistema di apertura  
Opening system  
I-TRON ZERO | I-TRON 1 | I-TRON 2



Sistema di apertura  
Opening system  
I-TRON MICRO



# STYLO

**Valorizza le strade  
con un design  
esclusivo**

*Enhance the streets  
with an exclusive design*



Design by Massimo Sacconi

**STYLO**  
Vetro temperato  
Tempered flat glass

**STYLO**  
Diffusore curvo  
Curved diffusive screen



# Caratteristiche principali

Main Features

# STYLO




## Gruppo ottico

Available Optics




### STE-M/S




Ottica asimmetrica per illuminazione stradale extraurbana.  
Asymmetrical optic for suburban street lighting.

### STU-M/S




Ottica asimmetrica per illuminazione stradale, urbana e ciclopedonale.  
Asymmetrical optic for street, urban and cycle-path lighting.

### STW




Ottica asimmetrica per illuminazione di strade larghe specifica per asfalti bagnati.  
Asymmetrical optic for wide streets lighting, specific for wet asphalts.

### SV




Ottica asimmetrica per illuminazione di svincoli autostradali o strade urbane molto strette.  
Asymmetrical optic for very narrow urban streets or highway entrance/exit turns.

### S05/S07



Ottica asimmetrica per illuminazione stradale, urbana e aree verdi.  
Asymmetrical optic for street, urban and green areas lighting.

### STA



Ottica asimmetrica per illuminazione di strade larghe urbane e ciclopedonale.  
Asymmetrical optic for wide urban streets and cycle-path lighting.

## Classe di isolamento

Insulation class



II, I

## Grado di protezione

Protection Degree



IP66 | IK08 con schermo in policarbonato  
IK07 con schermo in vetro  
IP66 | IK08 with polycarbonate screen  
IK07 with glass screen

## Peso

Weight

Max 11,5 kg

## Superficie esposta

Exposed surface

Laterale: 0.09m<sup>2</sup> | Pianta: 0.25m<sup>2</sup> | SCx: 0.043m<sup>2</sup> | SCy: 0.18m<sup>2</sup>  
Side: 0.09m<sup>2</sup> - Top: 0.25m<sup>2</sup> | SCx: 0.043m<sup>2</sup> - SCy: 0.18m<sup>2</sup>

## Montaggio

Mounting

Su bracci: Ø42-65mm  
Lunghezza innesto: 100mm

On brackets: Ø42-65mm  
Spigot entry: 100mm

## Inclinazione

Tilt Angle

Braccio: 0°/-5°/-10°/-15°  
Bracket: 0°/-5°/-10°/-15°

## Temperatura di esercizio

Operating Temperature

-40°C / +50°C

## Protezione sovratensioni

Surge Protection

Fino a 12 kV  
Up to 12 kV

## Temperatura di colore

Color Temperature

CRI ≥ 70  
2200K | 2700K | 3000K | 4000K

## Bianco dinamico

Tunable White

2200K 2700K 3000K



Possibilità di emettere differenti tonalità di luce da 2200K a 3000K.  
Altre configurazioni su richiesta.  
Possibility of emitting different colour temperatures from 2200K to 3000K. Other configurations on request.

## Sistemi di controllo

Lighting Control Systems

F DA DAC FLC Nema ZHAGA

## Tipologie di schermo

Screen types

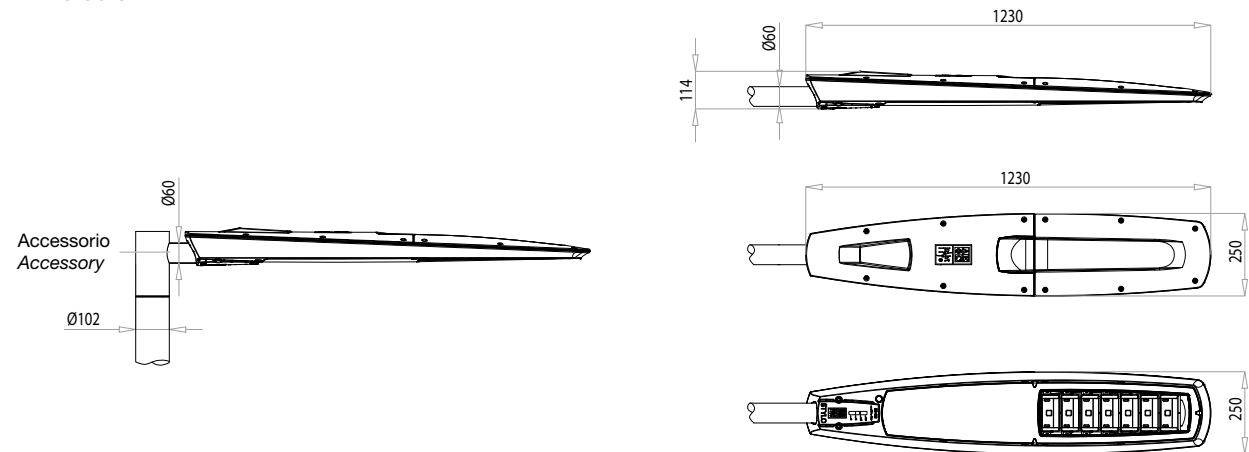
VP: Vetro piano temperato  
Tempered flat glass

PC: Diffusore curvo in policarbonato resistente ai raggi UV  
Curved diffusive screen in UV-Resistant Polycarbonate

SD: Kit illuminazione diffusiva dello schermo (opzionale)  
Diffusive screen lighting kit (optional)

## Dimensioni

Dimensions



## Certificazioni

Certifications



## Colori disponibili

Available Colors

Grafite 01  
Graphite 01




Colori custom\*  
Custom colors



\*Su richiesta  
Upon request

## Flussi e potenze

Luminous flux and power



Per i dati aggiornati consultare il sito AEC  
For updated data please check on AEC website



# Q-DROME



## Efficienza e versatilità in qualsiasi applicazione

*Efficiency and versatility  
in any application.*



# Caratteristiche principali

Main Features




## Gruppo ottico

Available Optics




### STE-M/S




Ottica asimmetrica per illuminazione stradale extraurbana.  
Asymmetrical optic for suburban street lighting.

### STU-M/S



Ottica asimmetrica per illuminazione stradale, urbana e ciclopedonale.  
Asymmetrical optic for street, urban and cycle-path lighting.

### STW



Ottica asimmetrica per illuminazione di strade larghe specifica per asfalti bagnati.  
Asymmetrical optic for wide streets lighting, specific for wet asphalts.

### SV




Ottica asimmetrica per illuminazione di svincoli autostradali o strade urbane molto strette.  
Asymmetrical optic for very narrow urban streets or highway entrance/exit turns.

### S05/S07



Ottica asimmetrica per illuminazione stradale, urbana e aree verdi.  
Asymmetrical optic for street, urban and green areas lighting.

### STA



Ottica asimmetrica per illuminazione di strade larghe urbane e ciclopedonale.  
Asymmetrical optic for wide urban streets and cycle-path lighting.

## Classe di isolamento

Insulation class



II, I

## Grado di protezione

Protection Degree



IP66/IP67 | IK08 totale  
IP66/IP67 | IK08 total

## Peso

Weight

5.5 kg

## Superficie esposta

Exposed surface

Laterale: 0.03m<sup>2</sup> | Pianta: 0.11m<sup>2</sup>  
Side: 0.03m<sup>2</sup> – Top: 0.11m<sup>2</sup>

## Montaggio

Mounting

Testa-palo o braccio post-top or bracket  
Ø33mm ÷ Ø60mm (Ø76 optional)

## AM

Attacco a parete mounted on wall

## Inclinazione

Tilt Angle

Testa palo post-top: 0° / +20° (step di 5°)  
Braccio bracket: +5° / -20° (step di 5°)

AM: 0°

## Temperatura di esercizio

Operating Temperature

-40°C / +50°C

## Protezione sovratensioni

Surge Protection

Fino a 12 kV  
Up to 12 kV

## Temperatura di colore

Color Temperature

CRI ≥ 70  
2200K | 2700K | 3000K | 4000K

## Bianco dinamico

Tunable White

2200K 2700K 3000K



Possibilità di emettere differenti tonalità di luce da 2200K a 3000K.  
Altre configurazioni su richiesta.  
Possibility of emitting different colour temperatures from 2200K to 3000K. Other configurations on request.

## Sistemi di controllo

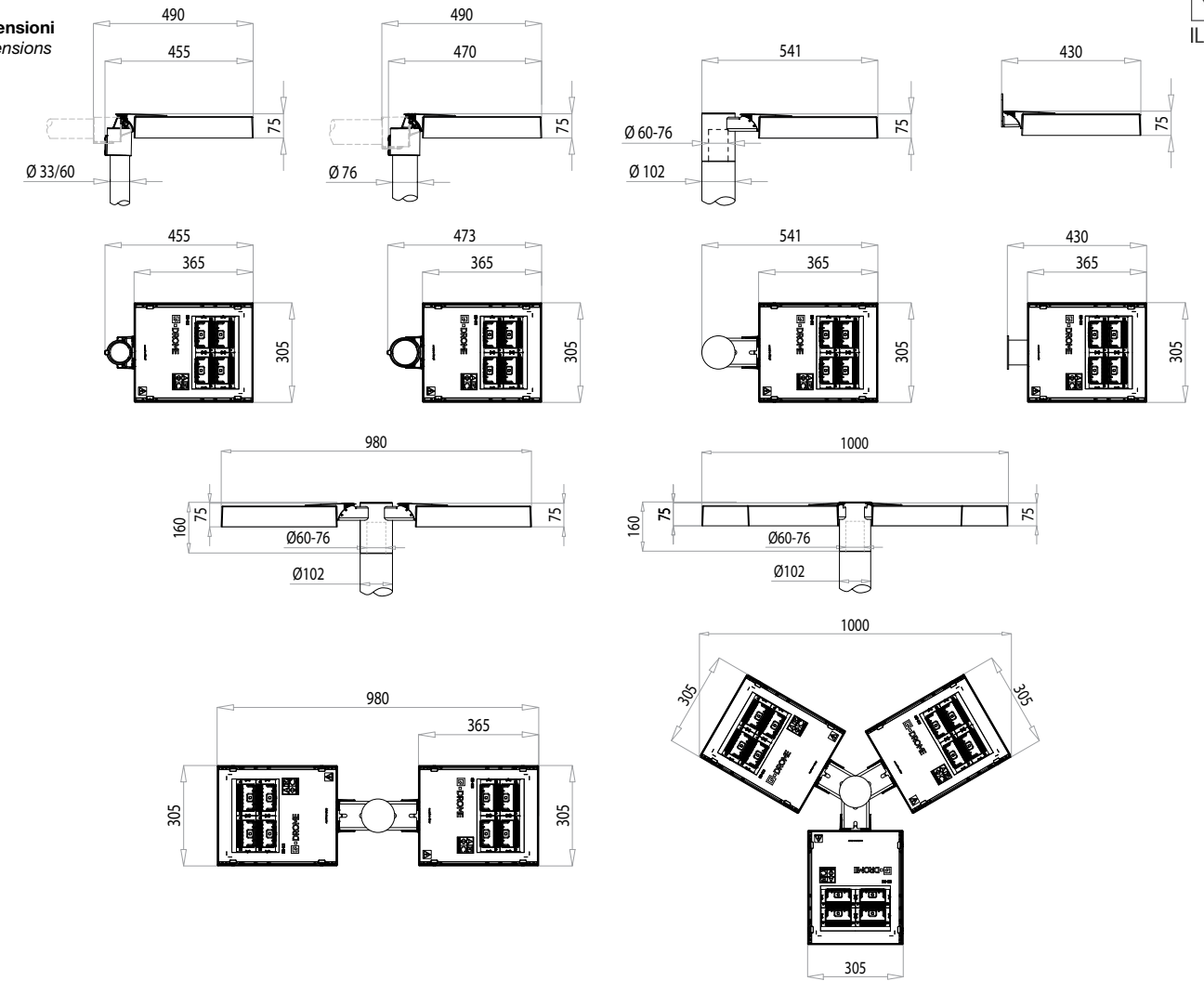
Lighting Control Systems

F DA DAC FLC Nema ZHAGA

Per i dati aggiornati consultare il sito AEC  
For updated data please check on AEC website

## Dimensioni

Dimensions



## Certificazioni

Certifications



## Colori disponibili

Available Colors

Grafite 01  
Graphite 01



Colori custom\*  
Custom colors



\*Su richiesta  
Upon request

## Flussi e potenze

Luminous flux and power



Q-DROME  
Su palo Ø60  
On Ø60 pole




Q-DROME  
Su palo Ø102  
On Ø102 pole





## La versione a tesata della serie Arya

*The suspended on cable version of the Arya series*



Florence  
Reference

La serie completa  
The complete series

ARYA TP



ARYA S



ARYA TS



# Caratteristiche principali

## Main Features



**Gruppo ottico**  
Available Optics



TS



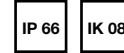
Ottica simmetrica per illuminazione a centro strada.  
Symmetrical optic for center street lighting.

**Classe di isolamento**  
Insulation class



II, I

**Grado di protezione**  
Protection Degree



IP66/IP67 | IK08 totale  
IP66/IP67 | IK08 total

**Peso**  
Weight

Max 7,5 kg

**Superficie esposta**  
Exposed surface

Laterale side: 0.04m<sup>2</sup> | Pianta Top: 0.17m<sup>2</sup>

**Montaggio**  
Mounting

Installazione sospesa su fune Ø5-12mm  
Inclinazione su piano orizzontale: ±15°  
Rotazione: 360° su asse verticale

Suspended installation on Ø5-12mm rope  
Inclination on the horizontal plane: ±15°  
Rotation: 360° on vertical axis

**Temperatura di esercizio**  
Operating Temperature

-40°C / +55°C

**Protezione sovratensioni**  
Surge Protection

Fino a 12 kV  
Up to 12 kV

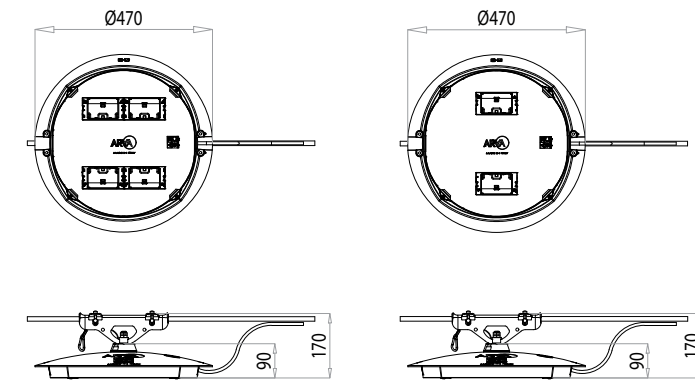
**Temperatura di colore**  
Color Temperature

CRI ≥ 70  
2200K | 2700K | 3000K | 4000K

**Sistemi di controllo**  
Lighting Control Systems

F DA DAC FLC Nema ZHAGA

**Dimensioni**  
Dimensions



**Certificazioni**  
Certifications



**Colori disponibili**  
Available Colors



Grafite 01  
Graphite 01

Colori custom\*  
Custom colors



\*Su richiesta  
Upon request

**Flussi e potenze**  
Luminous flux and power




# COMPASS

TS

## La versione a tesata della serie Compass

*The suspended version  
on cable of Compass series*



Florence  
Reference



### La serie completa *The complete series*

COMPASS TP



COMPASS TP-BR



COMPASS TP-UB



COMPASS S



COMPASS AM



COMPASS TS





# Caratteristiche principali


## Main Features



**Gruppo ottico**  
Available Optics



**TS**




Ottica simmetrica per illuminazione a centro strada.  
Symmetrical optic for center street lighting.

**Classe di isolamento**  
Insulation class



II, I

**Grado di protezione**  
Protection Degree



IP66/IP67 | IK08 totale  
IP66/IP67 | IK08 total

**Peso**  
Weight

Compass 1 TS: max 10.5 kg  
Compass 2 TS: max 13.5 kg

**Superficie esposta**  
Exposed surface

Compass 1 TS: Laterale side: 0.05m<sup>2</sup> | Pianta Top: 0.25m<sup>2</sup>  
Compass 2 TS: Laterale side: 0.06m<sup>2</sup> | Pianta Top: 0.32m<sup>2</sup>

**Montaggio**  
Mounting

Installazione sospesa su fune Ø5-12mm  
Inclinazione su piano orizzontale: ±15°  
Rotazione: 360° su asse verticale

Suspended installation on Ø5-12mm rope  
Inclination on the horizontal plane: ±15°  
Rotation: 360° on vertical axis

**Temperatura di esercizio**  
Operating Temperature

-40°C / +50°C

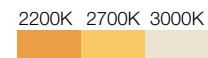
**Protezione sovratensioni**  
Surge Protection

Fino a 12 kV  
Up to 12 kV

**Temperatura di colore**  
Color Temperature

CRI ≥ 70  
2200K | 2700K | 3000K | 4000K

**\*Bianco dinamico**  
Tunable White

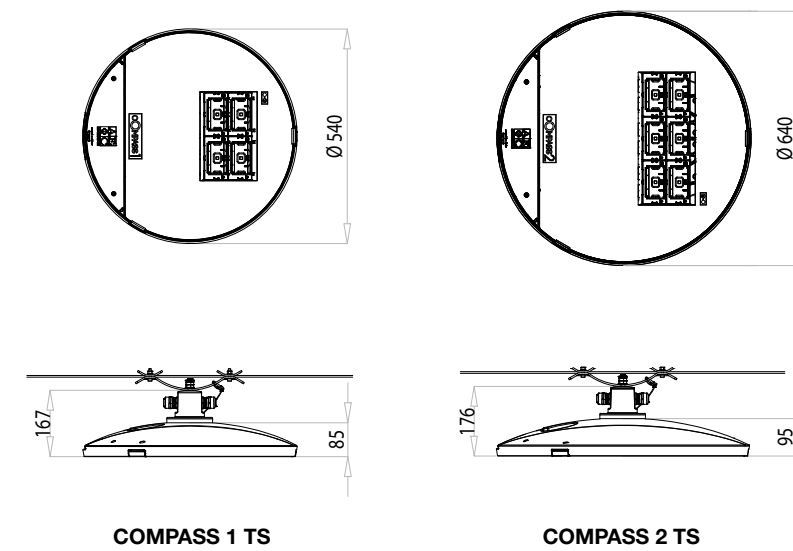


Possibilità di emettere differenti tonalità di luce da 2200K a 3000K.  
Altre configurazioni su richiesta.  
Possibility of emitting different colour temperatures from 2200K to 3000K.  
Other configurations on request.

**Sistemi di controllo**  
Lighting Control Systems

F DA DAC FLC Nema ZHAGA

**Dimensioni**  
Dimensions



**Certificazioni**  
Certifications



**Colori disponibili**  
Available Colors

Grafite 01  
Graphite 01

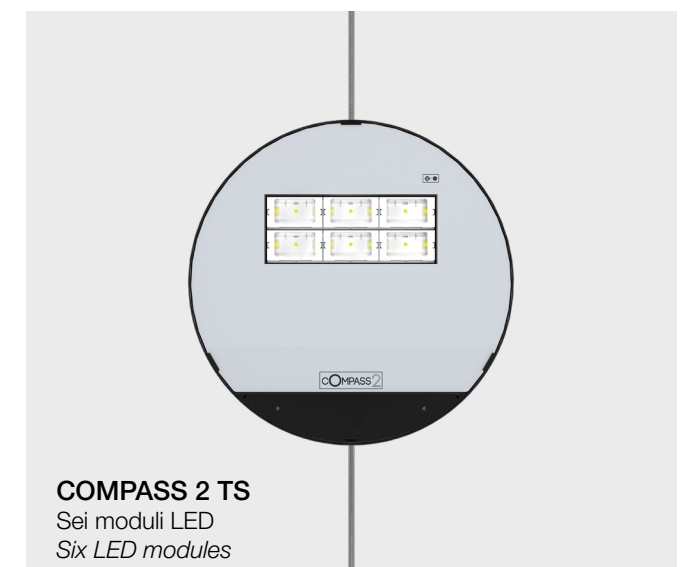
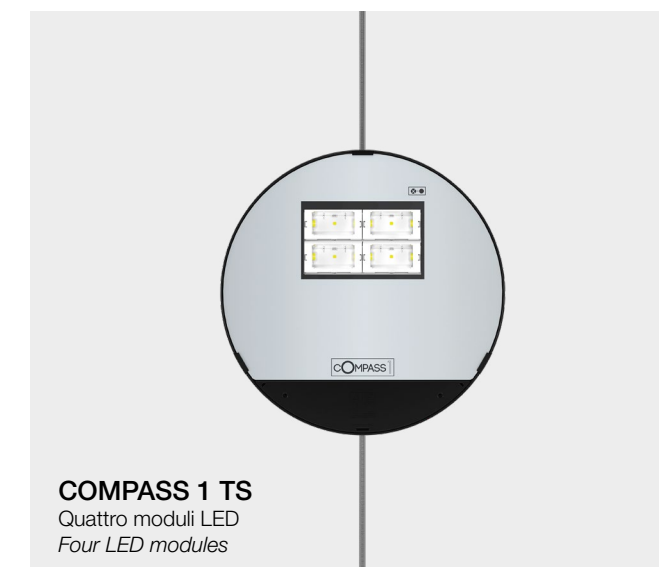


Colori custom\*  
Custom colors



\*Su richiesta  
Upon request

**Flussi e potenze**  
Luminous flux and power



# ECO·RAYS

TS




## La versione a tesata della serie EcoRays

*The suspended version  
on cable of EcoRays series*



**UK**  
Reference




**Turin**  
Reference

La serie completa  
The complete series

ECORAYS TP



ECORAYS BR



ECORAYS S



ECORAYS TS





# Caratteristiche principali

Main Features

ECO·RAYS<sup>TS</sup>



**Gruppo ottico**  
Available Optics



TS



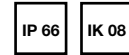
Ottica simmetrica per illuminazione a centro strada.  
Symmetrical optic for center street lighting.

**Classe di isolamento**  
Insulation class



II, I

**Grado di protezione**  
Protection Degree



IP66/IP67 | IK08 totale  
IP66/IP67 | IK08 total

**Peso**  
Weight

Max 7 kg

**Superficie esposta**  
Exposed surface

Laterale: 0.04m<sup>2</sup> | Pianta: 0.17m<sup>2</sup>  
Side: 0.04m<sup>2</sup> – Top: 0.17m<sup>2</sup>

**Montaggio**  
Mounting

Installazione sospesa su fune Ø5-12mm  
Suspended installation on Ø5-12mm rope

**Inclinazione**  
Tilt Angle

±15° su piano orizzontale  
±15° on the horizontal plane

Rotazione: 360° su asse verticale  
Rotation: 360° on vertical axis

**Temperatura di esercizio**  
Operating Temperature

-40°C / +50°C

**Protezione sovratensioni**  
Surge Protection

Fino a 12 kV  
Up to 12 kV

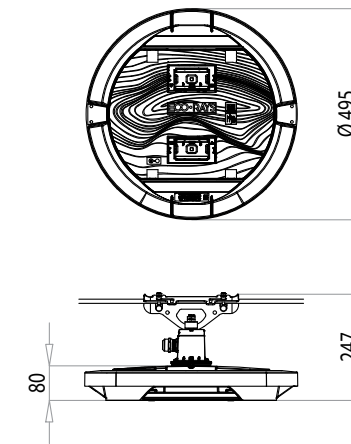
**Temperatura di colore**  
Color Temperature

CRI ≥ 70  
2200K | 2700K | 3000K | 4000K

**Sistemi di controllo**  
Lighting Control Systems

F DA DAC FLC Nema ZHAGA

**Dimensioni**  
Dimensions



**Certificazioni**  
Certifications



**Colori disponibili**  
Available Colors

Grafite 01  
Graphite 01

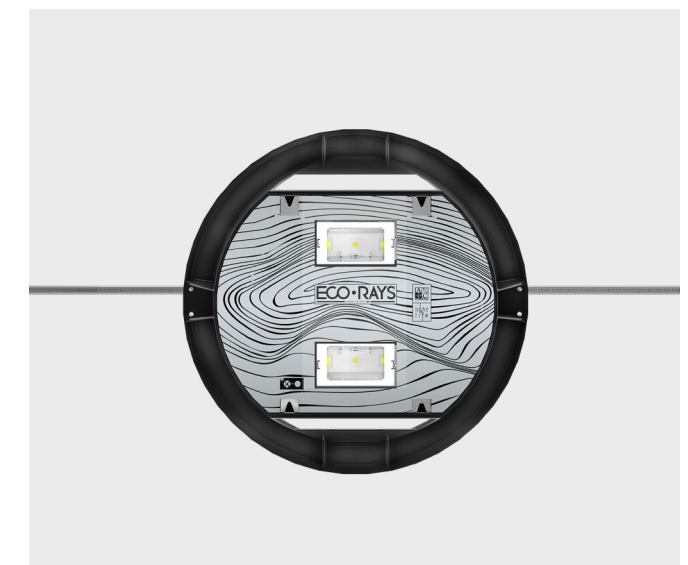


Colori custom\*  
Custom colors



\*Su richiesta  
Upon request

**Flussi e potenze**  
Luminous flux and power




# italo 2 URBAN TS



## Elevata efficienza per illuminazione a centro strada

*High performances for center street installations on steel cables*



**Milan**  
Reference



La serie completa  
*The complete series*

ITALO 2 URBAN



ITALO 2 URBAN TP



ITALO 2 URBAN TS



# Caratteristiche principali

Main Features

italo <sup>URBAN</sup> <sub>2</sub> TS



## Gruppo ottico

Available Optics



Ottica simmetrica per illuminazione a centro strada  
Symmetrical optic for center street lighting



Ottica simmetrica per illuminazione urbana e aree verdi  
Symmetrical optics for urban and green areas lighting

## Classe di isolamento


Insulation class



II, I

## Grado di protezione

Protection Degree



IP66 | IK09 totale  
IP66 | IK09 total

## Peso

Weight

12 kg

## Superficie esposta

Exposed surface

Laterale: 0.06m<sup>2</sup> | Pianta: 0.25m<sup>2</sup> | SCx: 0.04m<sup>2</sup>  
Side: 0.06m<sup>2</sup> | Top: 0.25m<sup>2</sup> | SCx: 0.04m<sup>2</sup>

## Montaggio

Mounting

Installazione sospesa su fune Ø5-12mm  
Suspended installation on Ø5-12mm rope

## Inclinazione

Tilt Angle

Su piano orizzontale: ±15°  
±15° on the horizontal plane

Rotazione: 360° su asse verticale  
Rotation: 360° on vertical axis

## Temperatura di esercizio

Operating Temperature

-40°C / +50°C

## Protezione sovratensioni

Surge Protection

Fino a 10 kV  
Up to 10 kV

## Temperatura di colore

Color Temperature

CRI ≥ 70  
4000K (3000K in opzione optional)

## Sistemi di controllo

Lighting Control Systems

F DA DAC FLC Nema ZHAGA

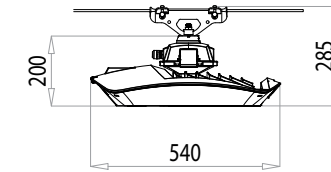
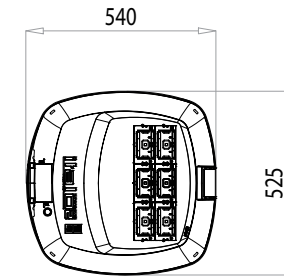
## Certificazioni

Certifications



## Dimensioni

Dimensions



## Colori disponibili

Available Colors

Grafite 01  
Graphite 01



Grigio satinato semilucido 2B  
Semigloss satin gray 2B




Colori custom\*  
Custom colors



\*Su richiesta  
Upon request

## Flussi e potenze

Luminous flux and power



**ITALO 2 URBAN TS**  
Sistema tesato con sezionatore integrato  
Mounting fixture system with integrated disconnect



**ITALO 2 URBAN TS**  
Versione grigio satinato semilucido  
Semi-gloss satin gray version

Per i dati aggiornati consultare il sito AEC  
For updated data please check on AEC website




# ARMONIA

TS



## Linee armoniche in versione tesata

*Harmonic lines in  
suspended on cable version*



**Helsinki**  
Reference

La serie completa  
*The complete series*

ARMONIA MINI



ARMONIA 1



ARMONIA 2



ARMONIA TS



ARMONIA MINI TS



# Caratteristiche principali

## Main Features


ARMONIA TS



**Gruppo ottico**  
Available Optics



TS



Ottica simmetrica per illuminazione a centro strada  
Symmetrical optic for center street lighting

**Classe di isolamento**  
Insulation class



II, I

**Grado di protezione**  
Protection Degree



IP66 | IK08 totale  
IP66 | IK08 total

**Peso**  
Weight

ARMONIA TS: 16 Kg  
ARMONIA MINI TS: 14 Kg

**Superficie esposta**  
Exposed surface

ARMONIA TS: Laterale side: 0.9m<sup>2</sup> | Pianta Top: 0.31m<sup>2</sup>  
ARMONIA MINI TS: Laterale side: 0.8m<sup>2</sup> | Pianta Top: 0.24m<sup>2</sup>

**Montaggio**  
Mounting

Installazione sospesa su fune Ø6-12mm  
Suspended on cable installation on Ø6-12mm rope

**Inclinazione**  
Tilt Angle

Inclinazione e orientamento regolabili  
Adjustable inclination and orientation

**Temperatura di esercizio**  
Operating Temperature

-40°C / +35°C

**Protezione sovratensioni**  
Surge Protection

Fino a 10 kV  
Up to 10 kV

**Temperatura di colore**  
Color Temperature

CRI ≥ 70  
4000K (3000K in opzione optional)

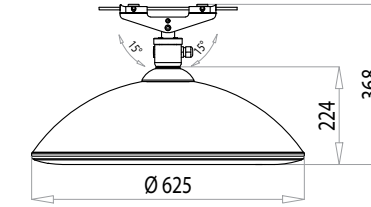
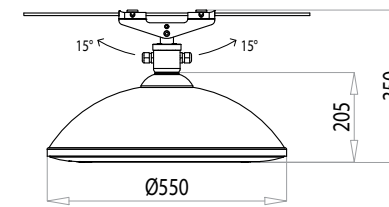
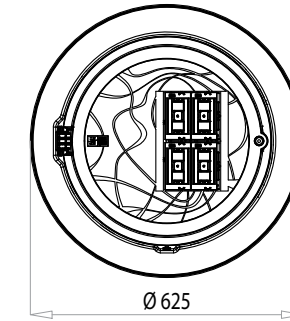
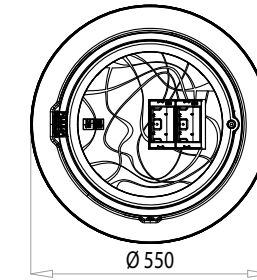
**Sistemi di controllo**  
Lighting Control Systems

F DA DAC FLC

**Certificazioni**  
Certifications



**Dimensioni**  
Dimensions



ARMONIA MINI TS

ARMONIA TS

**Certificazioni**  
Certifications



**Colori disponibili**  
Available Colors

Grafite 01  
Graphite 01




Colori custom\*  
Custom colors



\*Su richiesta  
Upon request

**Flussi e potenze**  
Luminous flux and power



ARMONIA TS  
Due moduli LED  
Two LED modules



ARMONIA MINI TS  
Un modulo LED  
One LED modules

Per i dati aggiornati consultare il sito AEC  
For updated data please check on AEC website



# ARTELYS

TS

**Forme classiche  
in versione tesata**

*Classic shapes in suspended  
on cable version*



**Australia**  
Reference

**La serie completa**  
*The complete series*

**ARTELYS 350**



**ARTELYS 460**



**ARTELYS 350 TS**



**ARTELYS 460 TS**



# Caratteristiche principali

Main Features



**Gruppo ottico**  
Available Optics



**TS**



Ottica simmetrica per illuminazione a centro strada  
Symmetrical optic for center street lighting

**S**




Ottica simmetrica per illuminazione urbana  
Symmetrical optic for urban lighting

**Classe di isolamento**  
Insulation class



II, I

**Grado di protezione**  
Protection Degree



IP66 | IK08 totale  
IP66 | IK08 total

**Peso**  
Weight

Artelys 350 TS: max 5.8  
Artelys 460 TS: max 8.8

**Superficie esposta**  
Exposed surface

Artelys 350 TS: laterale side: 0.08m<sup>2</sup> | Pianta Top: 0.10m<sup>2</sup>  
Artelys 460 TS: laterale side: 0.13m<sup>2</sup> | Pianta Top: 0.17m<sup>2</sup>

**Montaggio**  
Mounting

Installazione sospesa su fune Ø5-12mm  
Suspended installation on Ø5-12mm rope

**Inclinazione**  
Tilt Angle

Su piano orizzontale: ±15°  
±15° on the horizontal plane

Rotazione: 360° su asse verticale  
Rotation: 360° on vertical axis

**Temperatura di esercizio**  
Operating Temperature

-40°C / +50°C

**Protezione sovratensioni**  
Surge Protection

Fino a 10 kV  
Up to 10 kV

**Temperatura di colore**  
Color Temperature

CRI ≥ 70  
4000K (3000K in opzione optional)

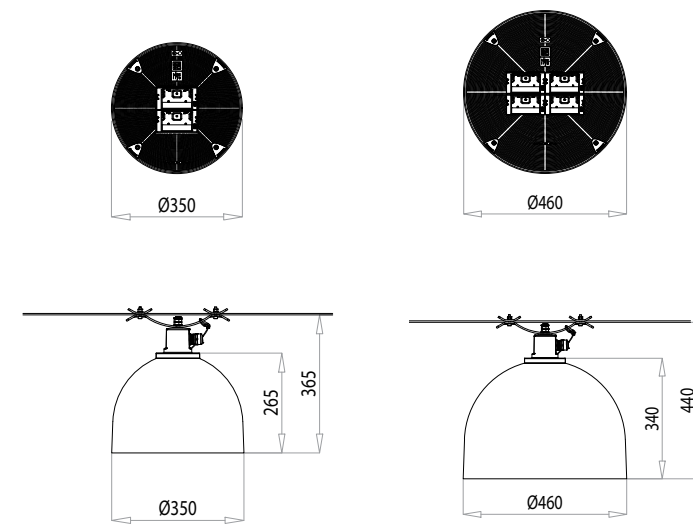
**Sistemi di controllo**  
Lighting Control Systems

F DA DAC FLC

**Certificazioni**  
Certifications



**Dimensioni**  
Dimensions



**Certificazioni**  
Certifications



**Colori disponibili**  
Available Colors



Grafite 01  
Graphite 01

Colori custom\*  
Custom colors




\*Su richiesta  
Upon request

**Flussi e potenze**  
Luminous flux and power



**ARTELYS 350 TS**  
Due moduli LED  
Two LED modules



**ARTELYS 460 TS**  
Quattro moduli LED  
Four LED modules

Per i dati aggiornati consultare il sito AEC  
For updated data please check on AEC website



# ARTELYS

DECO  
TS

## Il prodotto decorativo a tesata per eccellenza

*The decorative suspended  
on cable lighting fixture  
par excellence*



**La serie completa**  
*The complete series*

ARTELYS DECO 350



ARTELYS DECO 460



ARTELYS DECO 350 TS



ARTELYS DECO 360 TS





# Caratteristiche principali

Main Features



**Gruppo ottico**  
Available Optics



Ottica simmetrica per illuminazione a centro strada  
Symmetrical optic for center street lighting




Ottica simmetrica per illuminazione urbana e aree verdi  
Symmetrical optics for urban and green areas lighting

**Classe di isolamento**  
Insulation class



II, I

**Grado di protezione**  
Protection Degree



IP66 | IK08 totale  
IP66 | IK08 total

**Peso**  
Weight

Artelys Deco 350 TS: max 6.5  
Artelys Deco 460 TS: max 9.7

**Superficie esposta**  
Exposed surface

Artelys Deco 350 TS: laterale side: 0.09m<sup>2</sup> | Pianta Top: 0.10m<sup>2</sup>  
Artelys Deco 460 TS: laterale side: 0.15m<sup>2</sup> | Pianta Top: 0.17m<sup>2</sup>

**Montaggio**  
Mounting

Installazione sospesa su fune Ø5-12mm  
Suspended installation on Ø5-12mm rope

**Inclinazione**  
Tilt Angle

Su piano orizzontale: ±15°  
±15° on the horizontal plane

Rotazione: 360° su asse verticale  
Rotation: 360° on vertical axis

**Temperatura di esercizio**  
Operating Temperature

-40°C / +50°C

**Protezione sovratensioni**  
Surge Protection

Fino a 10 kV  
Up to 10 kV

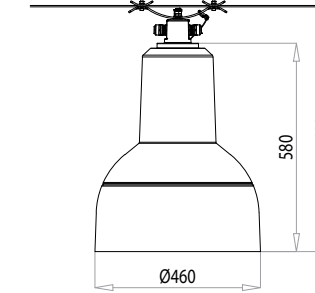
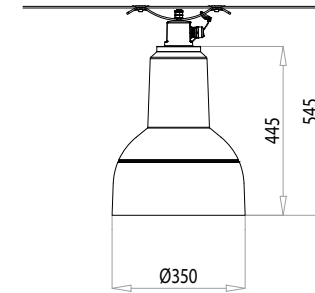
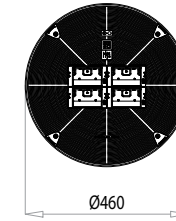
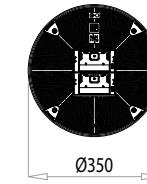
**Temperatura di colore**  
Color Temperature

CRI ≥ 70  
4000K (3000K in opzione optional)

**Sistemi di controllo**  
Lighting Control Systems

F DA DAC FLC

**Dimensioni**  
Dimensions



ARTELYS DECO 350 TS

ARTELYS DECO 460 TS

**Certificazioni**  
Certifications



**Colori disponibili**  
Available Colors

Grafite 01  
Graphite 01




Colori custom\*  
Custom colors



\*Su richiesta  
Upon request

**Flussi e potenze**  
Luminous flux and power



ARTELYS DECO 350 TS  
Due moduli LED  
Two LED modules



ARTELYS DECO 460 TS  
Quattro moduli LED  
Four LED modules


Per i dati aggiornati consultare il sito AEC  
For updated data please check on AEC website

# SAFETY

SERIES

## Sistema completo di illuminazione per attraversamenti pedonali

*Complete lighting system for pedestrian crossings*



Norway  
Reference



# Caratteristiche sistema

## System features

**Gruppo ottico**  
Available Optics



**OP-DX**



Ottica asimmetrica destra per attraversamenti pedonali.  
Asymmetric optic for pedestrian crossings  
Right Emission

**OP-SX**



Ottica asimmetrica sinistra per attraversamenti pedonali.  
Asymmetric optic for pedestrian crossings  
Left Emission

**Sostegno**  
Support

Acciaio S235JR e/o S355JR formato da due tronchi incastrati e saldati tra loro  
S355 JR and/or S355JR steel made up of two sections joined and welded together

**Primo tronco**  
First section

Sezione poligonale con 12 lati base Ø 180 mm spessore 4 o 5 mm  
Polygonal section with 12 basic sides Ø 180 mm thickness 4 or 5 mm

**Secondo tronco**  
Second section

Sezione cilindrica Ø 114 mm spessore 5mm  
Cylindrical section Ø 114 mm thickness 5 mm

**Mensola apparecchio**  
Luminaire bracket

Mensola completa di attacco per ITALO 1  
Shelf complete with attachment for ITALO 1

**Braccio porta-segnaletica**  
Signage bracket support

In acciaio a sezione cilindrica Ø 102mm sporgenza 3500/4000 mm  
Steel bracket with cylindrical section Ø 102mm, projection 3500/4000 mm

**Tirante**  
Tie-rod

Tirante con cavetto di acciaio inox Ø 6 mm fissato nella parte superiore del palo  
Tie rod with Ø 6 mm stainless steel cable fixed on the top of the pole

**Asola**  
Slot

Asola per morsetti 186x45 mm e passaggio cavi  
Slot for 186x45 mm terminal block and cable passage

**Segnale passaggio pedonale**  
Pedestrian crossing sign

Segnale luminoso bifacciale dimensione 1000x1000 mm con struttura in alluminio saldato  
Double-sided luminous sign size 1000x1000 mm with welded aluminum structure

**Colori disponibili**  
Available Colors

Grafite 01  
Graphite 01



Nero satinato 02  
Satin black 02



Grigio satinato semilucido 2B  
Semigloss satin gray 2B



Colori custom\*  
Custom colors



\*Su richiesta  
Upon request

Per i dati aggiornati consultare il sito AEC  
For updated data please check on AEC website



**Norme di riferimento**  
Standards

**Palo**

"Norme tecniche relative ai criteri generali per la verifica di sicurezza delle costruzioni e dei carichi e sovraccarichi". D.M 16/01/1996 e successiva circ. n° 156 "Rivestimenti di zincatura per immersione a caldo su supporti finiti ferrosi". UNI EN ISO 1461 CE

**Segnale**

Conforme alle norme stabilite dal nuovo codice della strada D.L. 30/04/1992 n°285 e dal regolamento di attuazione del Nuovo Codice della Strada D.P.R. 19/12/1992 n° 495 CE.

**Apparecchio**

CEI EN 60598-1 | CEI EN 60598-2-1 | CEI EN 60598-2-3  
Compatibile con la normativa UNI 10819 (Inquinamento luminoso)  
Marcatura CE

**Pole**

"Technical standards relating to the general criteria for verifying the safety of constructions and loads and overloads". Ministerial Decree 01/16/1996 and subsequent circulars. n° 156 "Hot dip galvanizing coatings on finished ferrous supports". UNI EN ISO 1461 CE

**Signal**

Compliant with the rules established by the new highway code, Legislative Decree 04/30/1992 n°285 and by the implementation regulation of the New Highway Code, Presidential Decree 12/19/1992 n° 495 CE.

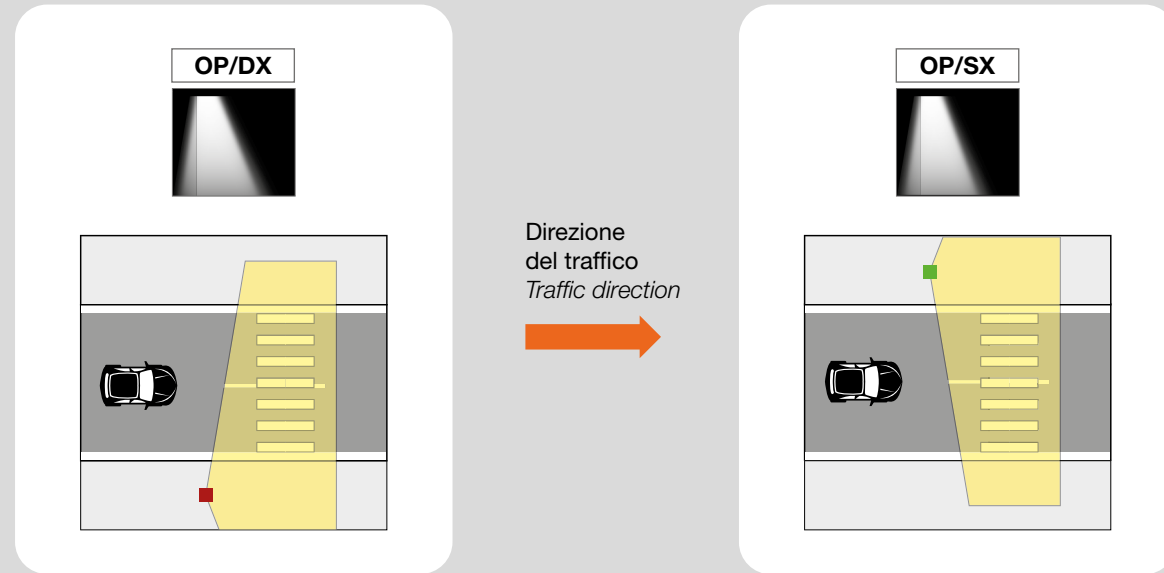
**Luminaire**

CEI EN 60598-1 | CEI EN 60598-2-1 | CEI EN 60598-2-3  
Compatible with UNI 10819 regulation (Light pollution)  
CE marking



# Ottiche specifiche per attraversamenti pedonali

Specific optics for pedestrian crossings



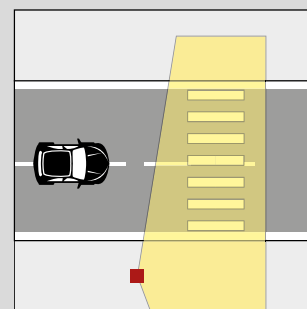
Ottiche OP per evidenziare le zone di attraversamento e garantire il corretto illuminamento verticale richiesto dalla norma UNI/TS 11726.

OP optics to highlight crossing areas and to ensure the correct vertical illuminance required by the standards.

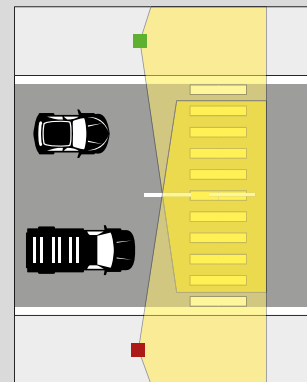
## Criteri di installazione

Installation criteria

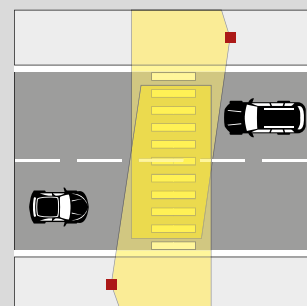
Strada a senso unico  
One way street



Strada a senso unico con due corsie  
One way street with two lanes



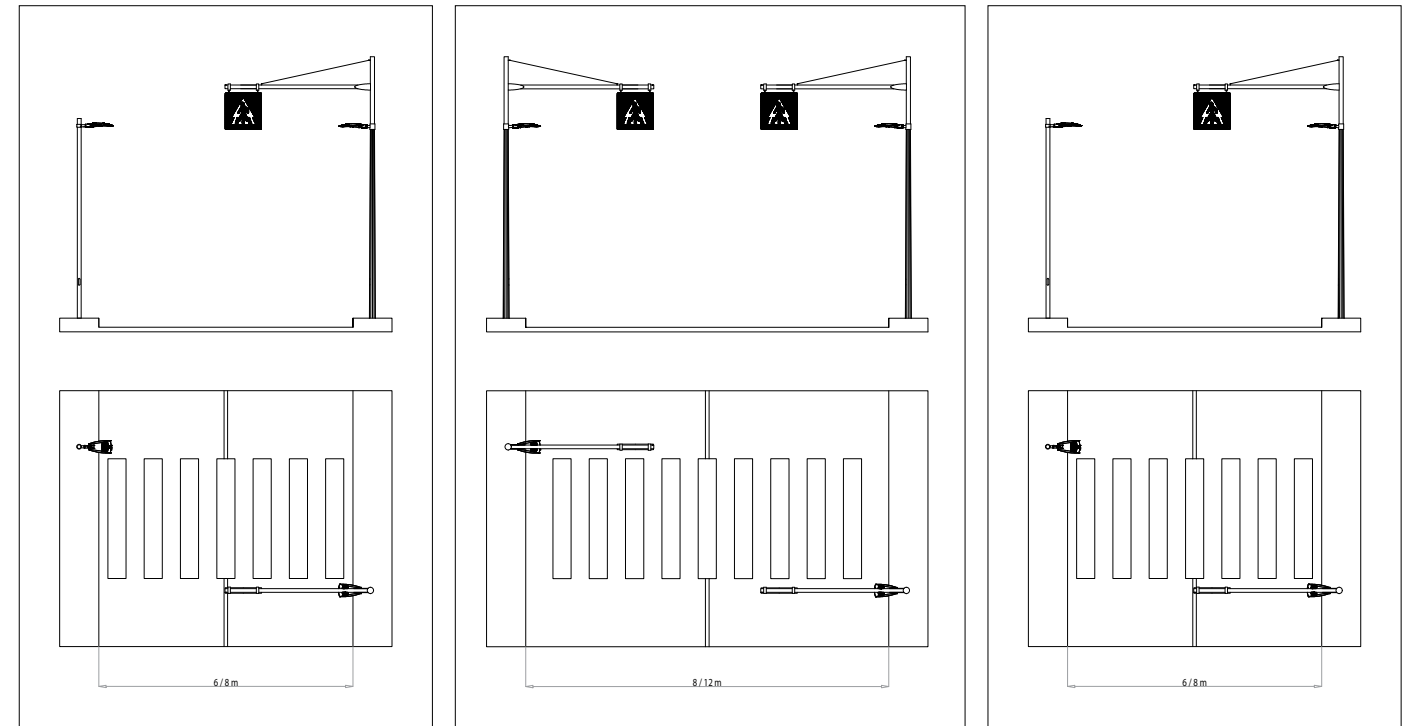
Strada a doppio senso  
Two way street



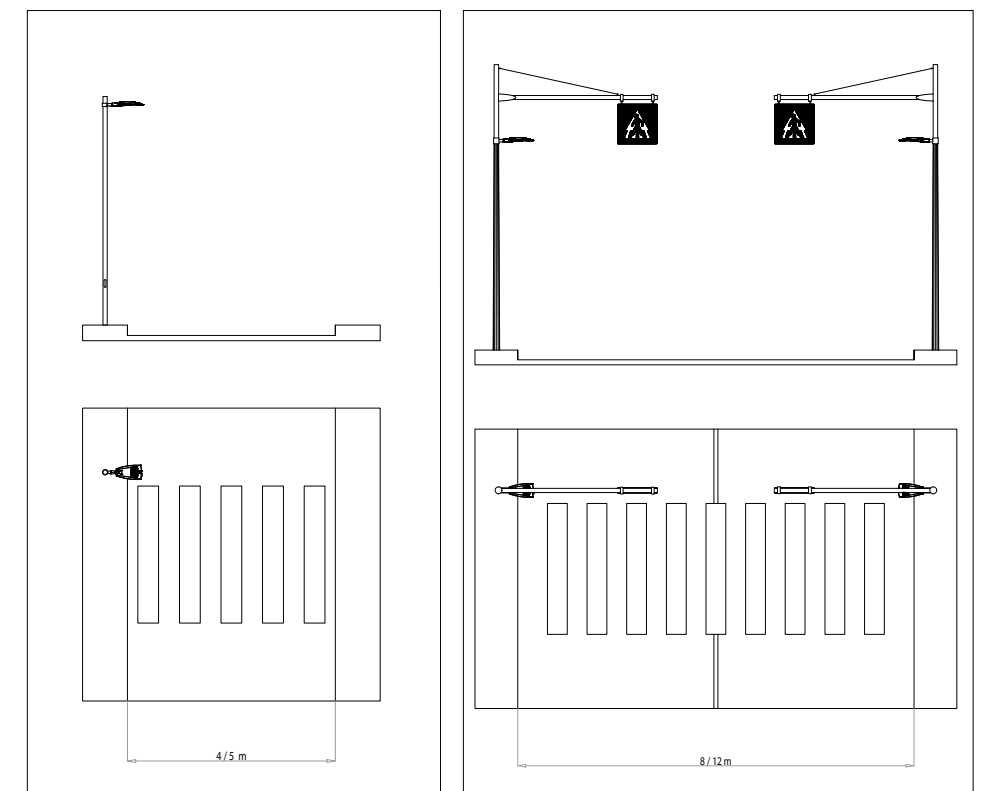
# Esempi di installazione

Installation examples

Strada a due corsie  
con doppio senso di marcia  
Two-lane road with two-way traffic





Strada a senso unico  
con una corsia  
One-way street with one lane



# Babel

## Torre faro LED dal design compatto

*LED lighting tower with a compact design*



# Caratteristiche principali

Main Features

# Babel



**Gruppo ottico**  
Available Optics



**AS-4W**



Ottica asimmetrica (emissione larga).  
Asymmetric optics (wide emission).

**AS-6M**



Ottica asimmetrica (emissione media).  
Asymmetric optics (medium emission).

**Classe di isolamento**  
Insulation class



II, I

**Grado di protezione**  
Protection Degree



IP66

**Peso**  
Weight

Palo completo *Complete pole*: 450kg  
Anello completo 18 moduli *Complete ring 18 modules*: max.185kg  
Anello completo 12 moduli *Complete ring 12 modules*: 152kg  
Anello completo 6 moduli *Complete ring 6 modules*: 136kg

**Superficie esposta**  
Exposed surface

Laterale *side*: 0,28 m<sup>2</sup>  
Pianta *top*: 2,8 m<sup>2</sup>

**Taglie disponibili**  
Available sizes

6, 12 e 18 moduli (54, 108, 162 LED)  
6, 12 and 18 modules (54, 108, 162 LEDs)

**Diametro massimo**  
Maximum diameter

Ø2180 mm

**Temperatura di esercizio**  
Operating Temperature

-30°C / +40°C

**Protezione sovratensioni**  
Surge Protection

Fino a 10 kV  
Up to 10 kV

**Temperatura di colore**  
Color Temperature

CRI ≥ 70  
4000K (3000K in opzione *optional*)

**Sistemi di controllo**  
Lighting Control Systems

F DA DAC FLC

**Certificazioni**  
Certifications



**Flussi e potenze**  
Luminous flux and power



**Colori disponibili**  
Available Colors

Colore: bianco satinato marmorizzato 2D  
Color: 2D marbled satin white

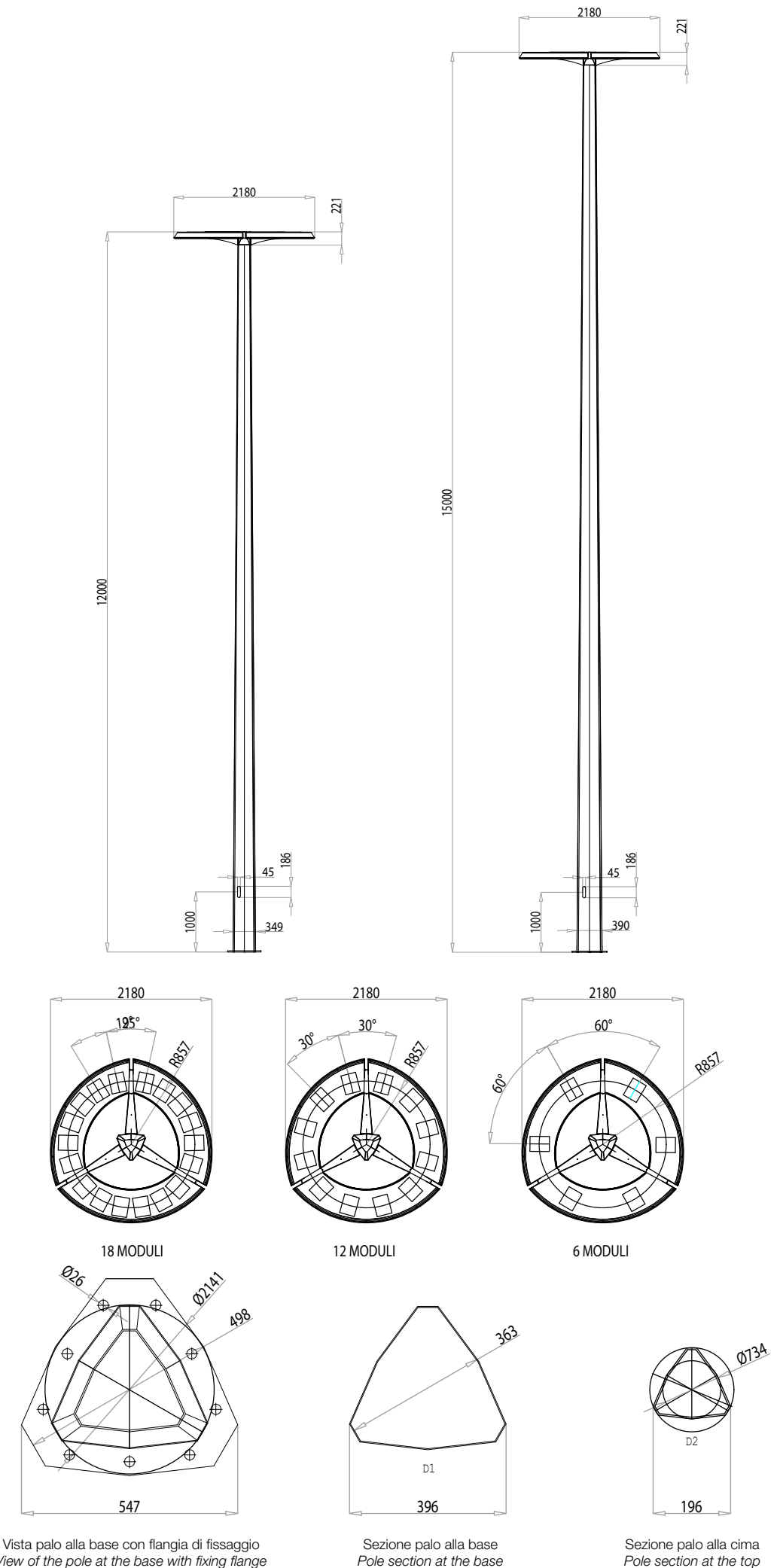


Colori custom\*  
Custom colors



\*Su richiesta  
Upon request

**Dimensioni**  
Dimensions



Per i dati aggiornati consultare il sito AEC  
For updated data please check on AEC website





ABU DHABI



























ray  
W  
O  
Z



# urban

## product index

*Indice prodotti*


64  Dragon	64  Dragon Solar	72  Noos	78  MOD 2.0	128  Arya	132  Story	136  Soled	140  Artelys
86  Mod Tower	90  Mod 2.0 bollard	94  Compass	100  Master 3	144  Artelys Deco	148  Armonia	152  Delos	156  Revelampe
	104  Master 6	108  Italo 2 urban	108  Italo 2 urban TP	160  Goblet			
112  Logika	116  Q Quadro	120  Armodue	124  Ecorays				



# DRAGON<sup>®</sup>

## Nuovo concetto di design per illuminazione urbana con tecnologia solare ibrida

*A new concept for urban lighting design with hybrid solar technology*




La serie completa  
*The complete series*

DRAGON



DRAGON SOLAR



# Caratteristiche principali

## Main Features

DRAGON®



**Gruppo ottico**  
Available Optics



**STE-M**



Ottica asimmetrica per illuminazione stradale extraurbana.  
Asymmetrical optic for suburban street lighting.

**STU-S**



Ottica asimmetrica per illuminazione stradale, urbana e ciclopedonale.  
Asymmetrical optic for street, urban and cycle-path lighting.

**STW**



Ottica asimmetrica per illuminazione di strade larghe specifica per asfalti bagnati.  
Asymmetrical optic for wide streets lighting, specific for wet asphalts.

**S05**



Ottica asimmetrica per illuminazione stradale, urbana e aree verdi.  
Asymmetrical optic for street, urban and green areas lighting.

**Classe di isolamento**  
Insulation class



II, I

**Grado di protezione**  
Protection Degree



IP66

**Temperatura di esercizio**  
Operating Temperature

-40°C / +50°C

**Protezione sovratensioni**  
Surge Protection

Fino a 12 kV  
Up to 12 kV

**Peso**  
Weight

Corpo illuminante lighting fixture: max. 15kg

**Superficie esposta**  
Exposed surface

Corpo illuminante lighting fixture | Laterale side: 0,3 m² | Pianta top: 0,15 m²  
Pannello solare singolo Single solar panel | Laterale side: 0,4 m²

**Temperatura di colore**  
Color Temperature

CRI ≥ 70  
2200K | 2700K | 3000K | 4000K

**\*Bianco dinamico**  
Tunable White

2200K 2700K 3000K



Possibilità di emettere differenti tonalità di luce da 2200K a 3000K.  
Altre configurazioni su richiesta.  
Possibility of emitting different colour temperatures from 2200K to 3000K.  
Other configurations on request.

**Sistemi di controllo**  
Lighting Control Systems

F DA DAC FLC Nema ZHAGA

**Certificazioni**  
Certifications



**Colori disponibili**  
Available Colors



Grafite 01  
Graphite 01

**Colori pannello solare**  
Solar panel colors



Grigio chiaro  
Light grey

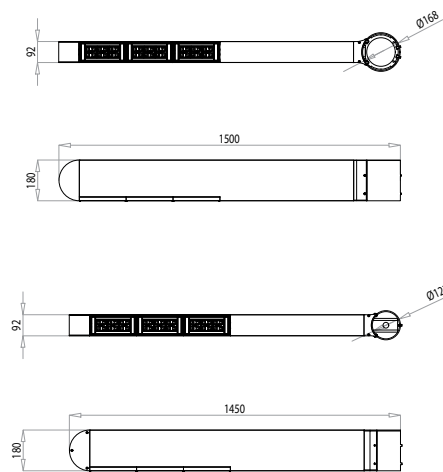
Grigio scuro  
Dark grey

Blue  
Blue

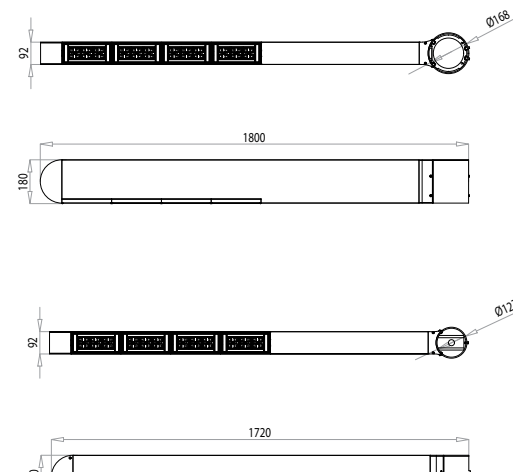
Bronzo  
Bronze

**Dimensioni**  
Dimensions

DRAGON 1500  
TP Ø127/168

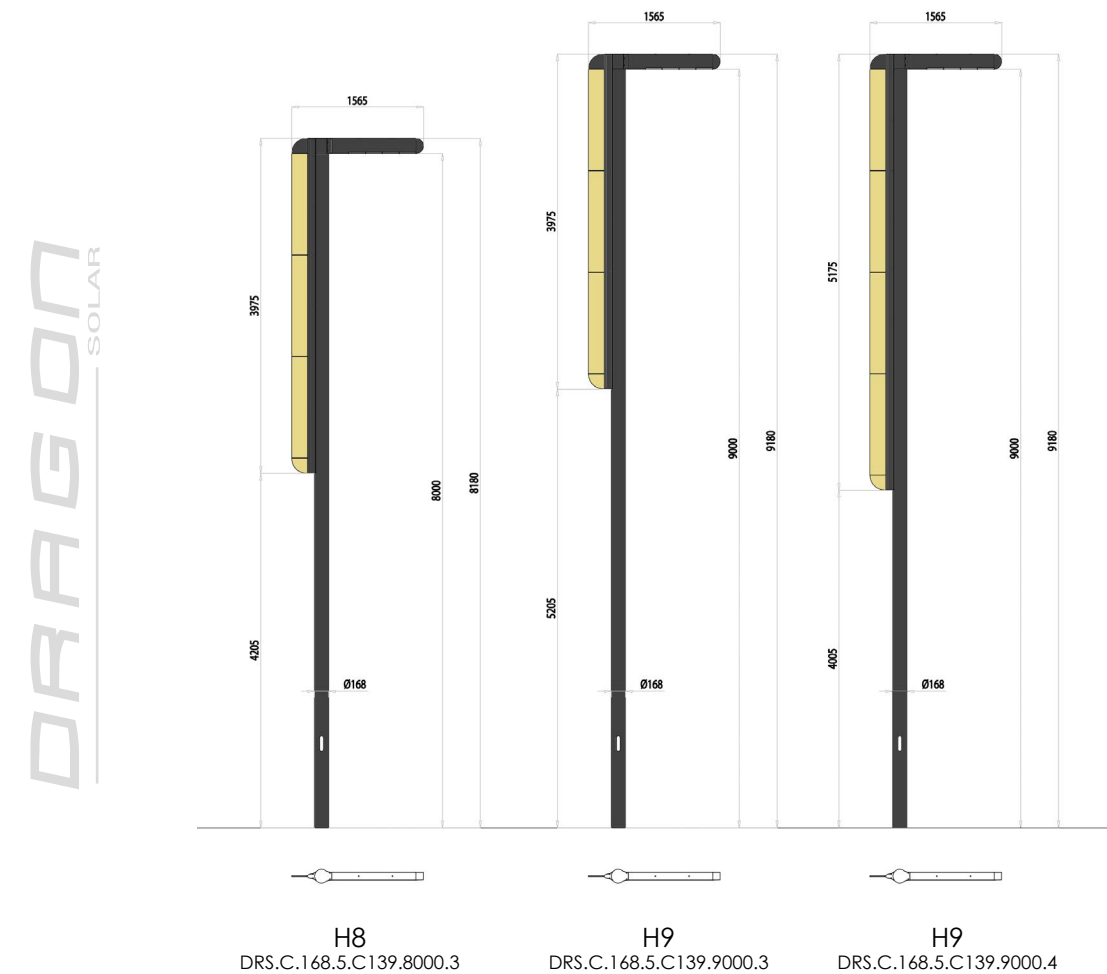
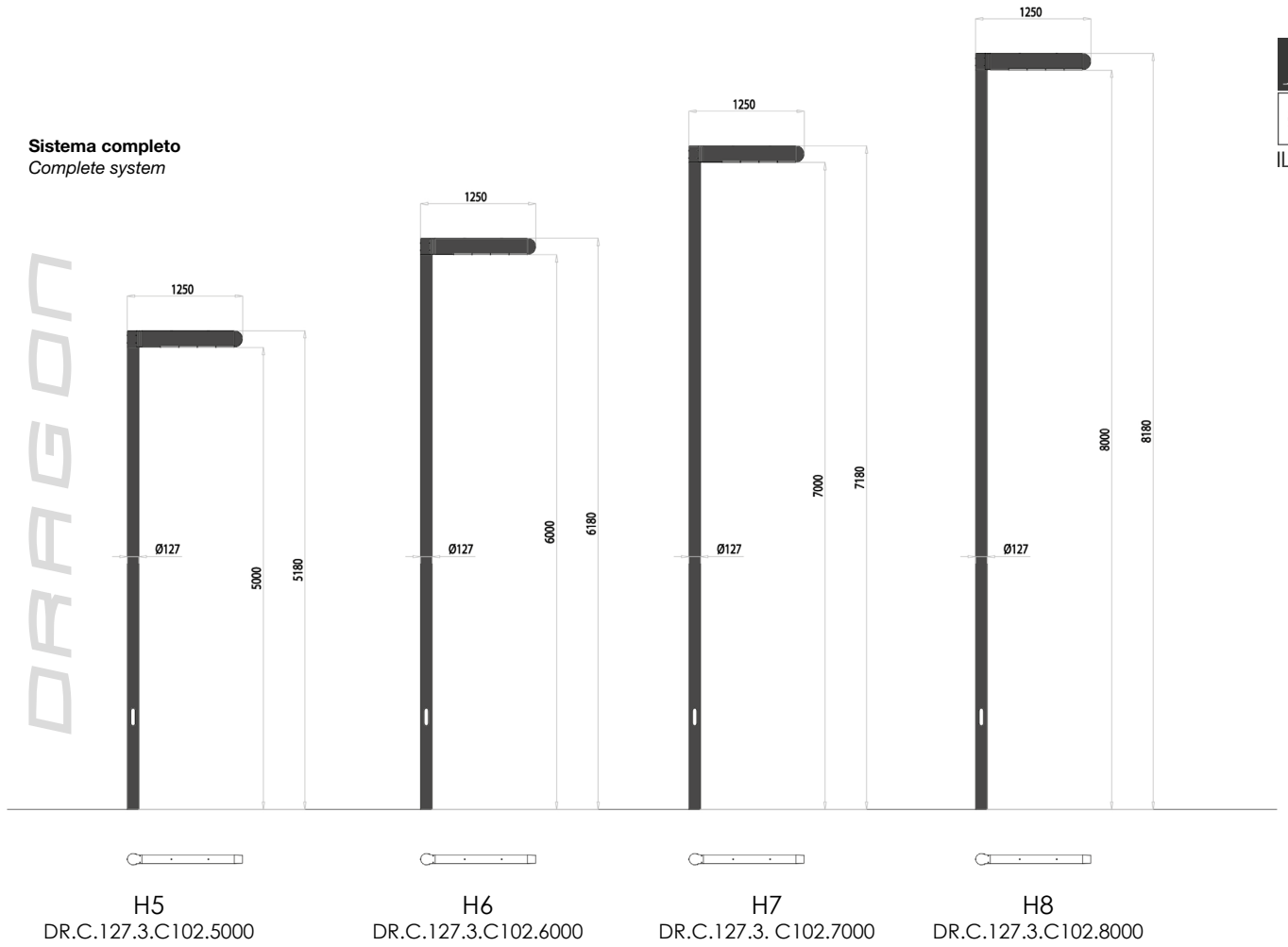


DRAGON 1800  
TP Ø127/168



**Sistema completo**  
Complete system

DRAGON



**Flussi e potenze**  
Luminous flux and power



Per i dati aggiornati consultare il sito AEC  
For updated data please check on AEC website

# Tecnologia solare all'avanguardia

DRAGON<sup>®</sup>  
SOLAR

Dragon Solar rappresenta un sistema di illuminazione ibrido solare all'avanguardia, progettato per offrire prestazioni ottimali e un design estetico di livello superiore. Questo sistema innovativo integra elementi fotovoltaici con celle monocristalline, incapsulati in pannelli di vetro appositamente progettati per applicazioni solari.

## Pannelli solari nanotecnologici

La tecnologia utilizzata per la finitura del vetro è basata su speciali trattamenti superficiali nanotecnologici e permette di avere un vetro colorato ottimizzato per applicazioni a energia solare. Attraverso un particolare processo di deposizione atomica, il vetro solare diventa colorato garantendo resistenza e immunità alla degradazione UV, senza l'uso di pigmenti, coloranti, vernici o serigrafie.



## Vantaggi

- Nessuna perdita di efficienza tipicamente presenti nelle tecnologie standard di colorazione dei vetri.
- Totale protezione dalla decolorazione nel tempo a causa dell'esposizione ai raggi solari.
- La superficie esterna del vetro trattato offre una riflessione diffusa, prevenendo gli effetti di abbagliamento e mascherando gli elementi fotovoltaici incapsulati al suo interno.



I pannelli fotovoltaici possono essere orientati verso sud durante l'installazione per massimizzare l'accumulo diurno di energia solare, mentre i moduli LED ad alta efficienza consentono una distribuzione ottimale della luce.

*The photovoltaic panels can be oriented towards the south during installation to maximize daytime solar energy accumulation, while the high-efficiency LED modules allow for optimal light distribution.*



## Tecnologia solare ibrida

Il sistema Dragon Solar è stato progettato per utilizzare come fonte primaria di energia quella rinnovabile solare. Grazie al suo sistema di alimentazione ibrida, nei giorni in cui le condizioni atmosferiche e di esposizione diurna non permettono di fornire la quantità di energia sufficiente, riesce a compensare l'apporto di energia richiesta tramite la connessione alla rete, garantendo un funzionamento continuo.

## Modalità di accensione

Le modalità di accensione del corpo illuminante sono personalizzabili dall'utente, consentendo di adattare il funzionamento alle specifiche esigenze e alle condizioni ambientali. Il pannello fotovoltaico integrato può infatti essere utilizzato anche come fotocellula crepuscolare di accensione: quando non riceve più energia solare, il suo stato segnala il momento del tramonto alla sera o dell'alba al mattino.

### • Accensione/spengimento con tensione di rete

La luce si accende quando c'è tensione dalla rete

### • Accensione con tensione di rete e pannello sotto soglia crepuscolare

La luce si accende con tensione di rete e quando il pannello solare fornisce il consenso.

### • Accensione con pannello sotto soglia crepuscolare

La luce si accende solo se il pannello fornisce il consenso, indipendentemente dalla presenza o meno della rete.

## Cutting edge Solar technology

Dragon Solar represents a cutting-edge solar hybrid lighting system, designed to offer optimal performance and superior aesthetic design. This innovative system integrates photovoltaic elements with monocrystalline cells, encapsulated in glass panels specially designed for solar applications.

### Nanotechnological solar panels

*The technology used for glass finishing is based on special nanotechnological surface treatments and allows for colored glass optimized for solar energy applications. Through a particular atomic deposition process, the solar glass becomes colored, guaranteeing resistance and immunity to UV degradation, without the use of pigments, dyes, paints or silk-screen printing.*

### Advantages

- No loss of efficiency typically found in standard glass tinting technologies.
- Total protection from discoloration over time due to exposure to sunlight.
- The external surface of the treated glass offers diffused reflection, preventing glare effects and masking the photovoltaic elements encapsulated within it.

## Hybrid solar technology

*The Dragon Solar system was designed to use renewable solar energy as the primary source of energy. Thanks to its hybrid power system, on days when the atmospheric and daytime exposure conditions do not allow it to provide the sufficient amount of energy, it manages to compensate for the required energy input via the connection to the grid, guaranteeing continuous operation.*

### Power-on mode

*The lighting modes can be customized by the user, allowing operation to be adapted to specific needs and environmental conditions. The integrated photovoltaic panel can in fact also be used as a twilight switch-on photocell: when it no longer receives solar energy, its status signals the moment of sunset in the evening or sunrise in the morning.*

### • Switching on/off with mains voltage

*The light turns on when there is mains voltage.*

### • Switching on with mains voltage and panel below twilight threshold

*The light turns on with mains voltage and when the solar panel provides consent.*

### • Switching on with the panel below the twilight threshold

*The light switches on only if the panel provides consent, regardless of whether the network is present or not.*



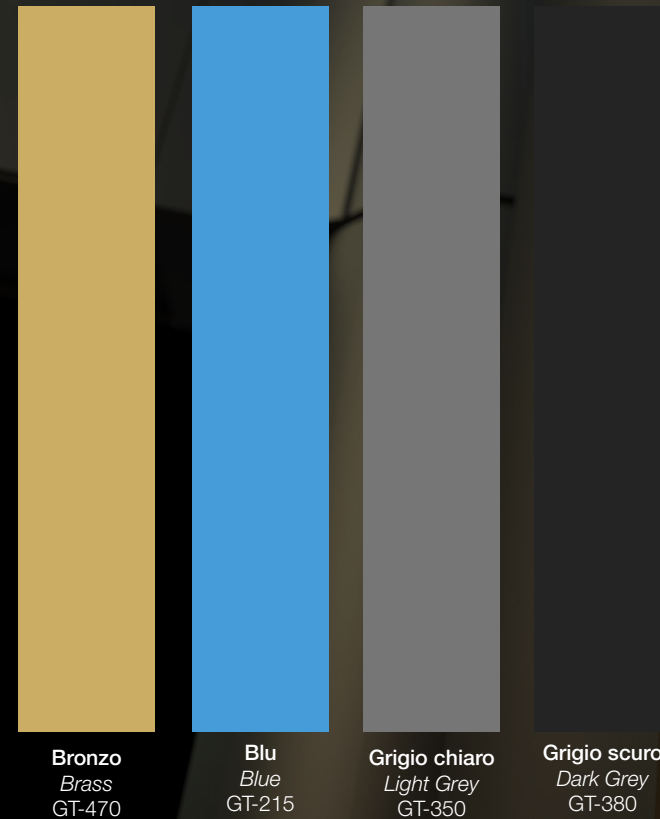
## Celle solari ispirate al morfo blu

### *Solar cell inspired by blue morpho*

La particolare colorazione blu di questa farfalla è dovuta alla conformazione superficiale delle sue ali. Le ali di questo lepidottero sono infatti un esempio di materiale gerarchico, il quale attraverso una serie di interferenze, create da una struttura frattale, riesce ad annullare tutte le lunghezze d'onda ad esclusione di quella che consideriamo blu. Questo fenomeno è comune anche ad altri animali ed è pressoché il solo caso in cui è possibile vedere il colore blu in natura, non essendovi pigmenti naturali di tale colore.

*The particular blue color of this butterfly is due to the surface shape of its wings. The wings of this moth are in fact an example of hierarchical material, which through a series of interferences, created by a fractal structure, manages to cancel out all wavelengths with the exception of the one we consider blue. This phenomenon is also common to other animals and is almost the only case in which it is possible to see the color blue in nature, as there are no natural pigments of this color.*

## Colori disponibili *Available Colors*



**Il morfo non ha colore. Si tratta di cellule disposte in strati che restituiscono una lunghezza d'onda che l'occhio umano percepisce come blu. Circa il 40% delle emissioni di CO2 del mondo provengono dal consumo energetico delle apparecchiature che utilizziamo negli edifici. Da qui nasce l'idea di creare celle fotovoltaiche ispirate al morfo blu: senza pigmenti, nè stampe digitali o vernice. Le celle solari utilizzate su Dragon Solar nascono dall'idea di non limitare più i pannelli alle coperture degli edifici, bensì rivestire anche facciate, balconi, spazi esterni come parcheggi o apparecchi solari per illuminazione, aumentando così le superfici essenziali per catturare l'energia solare.**

## Celle Solari orientate alle esigenze del regno animale

### *Solar Cells oriented to the needs of animal kingdom*

*The morpho has no color. These are cells arranged in layers that return a wavelength that the human eye perceives as blue. Around 40% of the world's CO2 emissions come from the energy consumption of the equipment we use in buildings. Hence the idea of creating photovoltaic cells inspired by the blue morpho: without pigments, digital prints or paint. The solar cells used on Dragon Solar were born from the idea of no longer limiting the panels to the roofs of buildings, but also covering facades, balconies, outdoor spaces such as car parks or solar lighting devices, thus increasing the surfaces essential for capturing solar energy.*



# NOOS



Designed by  
Arch. Massimo Sacconi  
Arch. Marzia Bandini  
**Studio Id design**



**Design minimal  
performance senza  
compromessi**

*Minimal design  
uncompromising performance*



**La serie completa**  
*The complete series*

**NOOS 1**



Design by Massimo Sacconi

**NOOS 2**



# Caratteristiche principali

Main Features


# NOOS



**Gruppo ottico**  
Available Optics



**STE-M/S**



Ottica asimmetrica per illuminazione stradale extraurbana.  
*Asymmetrical optic for suburban street lighting.*

**SV**




Ottica asimmetrica per illuminazione di strade urbane molto strette.  
*Asymmetrical optic for very narrow urban streets.*

**STU-M/S**



Ottica asimmetrica per illuminazione stradale, urbana e ciclopedonale.  
*Asymmetrical optic for street, urban and cycle-path lighting.*

**S05/S07**



Ottica asimmetrica per illuminazione stradale, urbana e aree verdi.  
*Asymmetrical optic for street, urban and green areas lighting.*

**STW**



Ottica asimmetrica per illuminazione di strade larghe urbane e extraurbane.  
*Asymmetrical optic for wide urban and suburban road lighting.*

**STA**



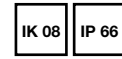
Ottica asimmetrica per illuminazione di strade larghe urbane e ciclopedonale.  
*Asymmetrical optic for wide urban road and cycle-path lighting.*

**Classe di isolamento**  
Insulation class



II, I

**Grado di protezione**  
Protection Degree



IP66 | IK08 totale  
IP66 | IK08 total

**Peso**  
Weight

NOOS 1: max 6 kg  
NOOS 2: max 7.5 kg

**Superficie esposta**  
Exposed surface

NOOS 1 | Laterale *side*: 0.056m<sup>2</sup> – Pianta *top*: 0.104m<sup>2</sup>  
NOOS 2 | Laterale *side*: 0.061m<sup>2</sup> – Pianta *top*: 0.143m<sup>2</sup>

**Montaggio**  
Mounting

TP: testa-palo Ø60mm ÷ Ø76mm ÷ Ø102mm ÷ Ø127mm  
BR-L: montaggio con braccio Ø60mm  
AC: collare Ø102mm ÷ Ø114mm ÷ Ø127mm

TP: Post-top Ø60mm ÷ Ø76mm ÷ Ø102mm  
BR-L: Post-top mounting with Ø60mm bracket  
AC: Collar mounting Ø102mm ÷ Ø114mm ÷ Ø127mm

**Inclinazione**  
Tilt Angle

TP | Testa palo *post-top*: 0°  
BR-L | Braccio *bracket*: 0°  
AC | Collare *collar*: 0°

**Temperatura di esercizio**  
Operating Temperature

-40°C / +50°C

**Protezione sovratensioni**  
Surge Protection

Fino a 12 kV  
Up to 12 kV

Per i dati aggiornati consultare il sito AEC  
For updated data please check on AEC website

**Temperatura di colore**  
Color Temperature

CRI ≥ 70  
2200K | 2700K | 3000K | 4000K

**\*Bianco dinamico**  
Tunable White

2200K 2700K 3000K



Possibilità di emettere differenti tonalità di luce da 2200K a 3000K.  
Altre configurazioni su richiesta.  
*Possibility of emitting different colour temperatures from 2200K to 3000K. Other configurations on request.*

**Certificazioni**  
Certifications



**Sistemi di controllo**  
Lighting Control Systems

F DA DAC FLC Nema ZHAGA

**Colori disponibili**  
Available Colors



Grafite 01  
Graphite 01

Colori custom\*  
Custom colors



\*Su richiesta  
Upon request

**Flussi e potenze**  
Luminous flux and power



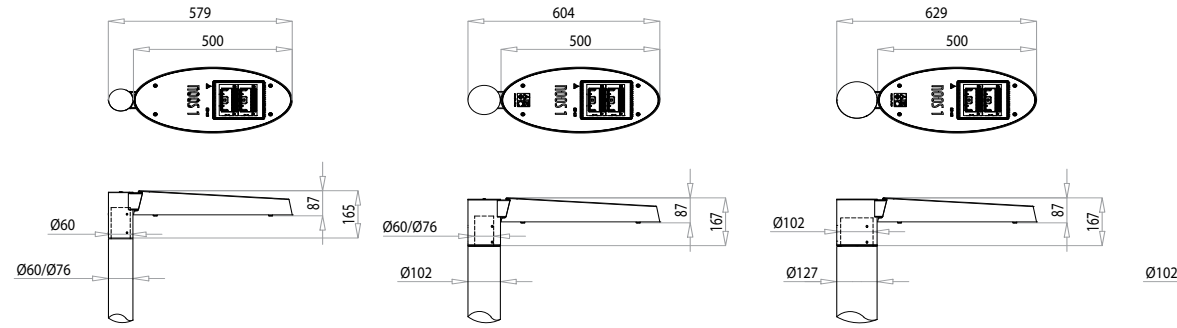
**NOOS 1**  
Due moduli LED  
Two LED modules



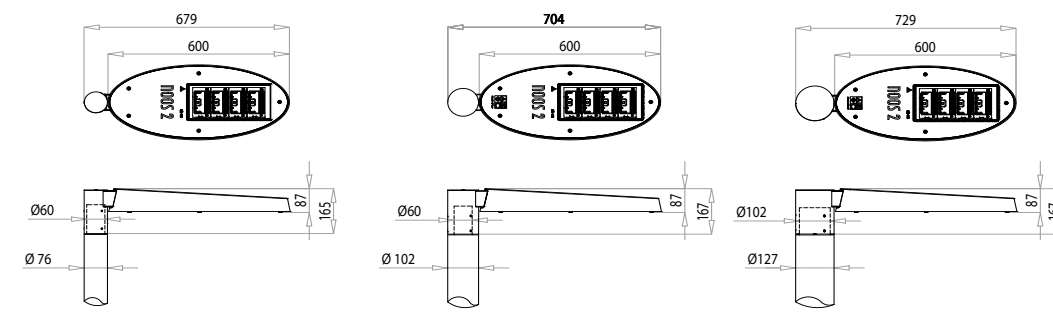
**NOOS 2**  
Quattro moduli LED  
Four LED modules



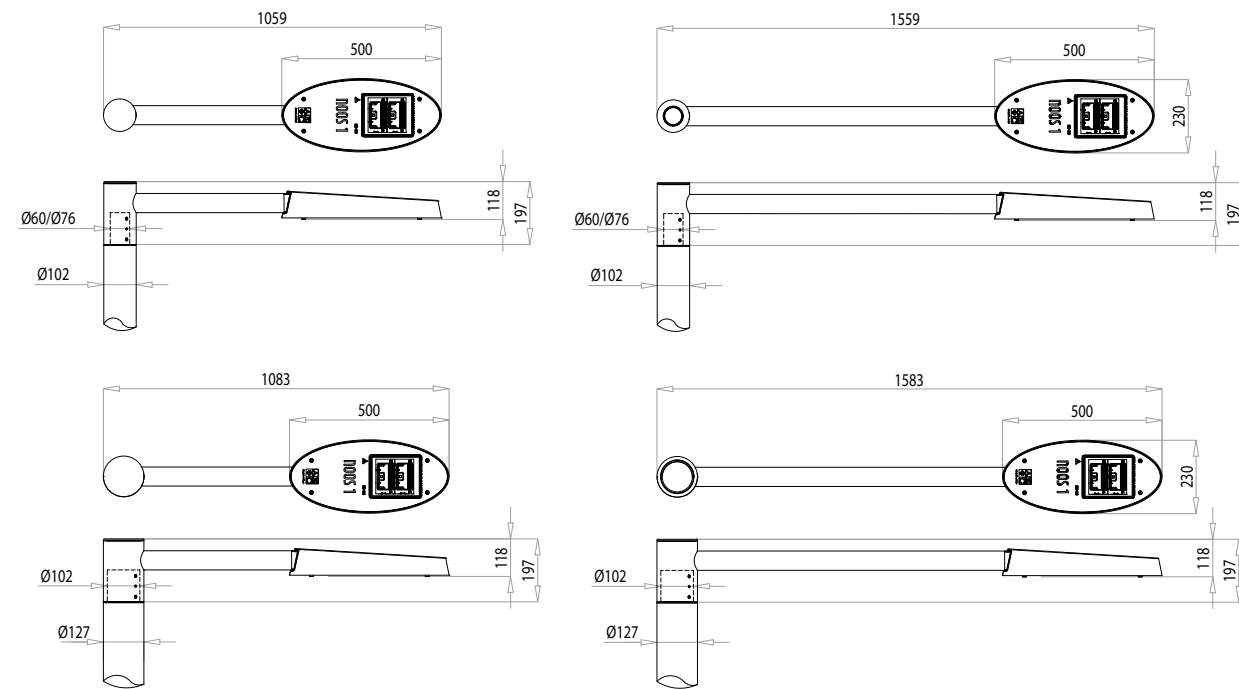
NOOS 1 TP



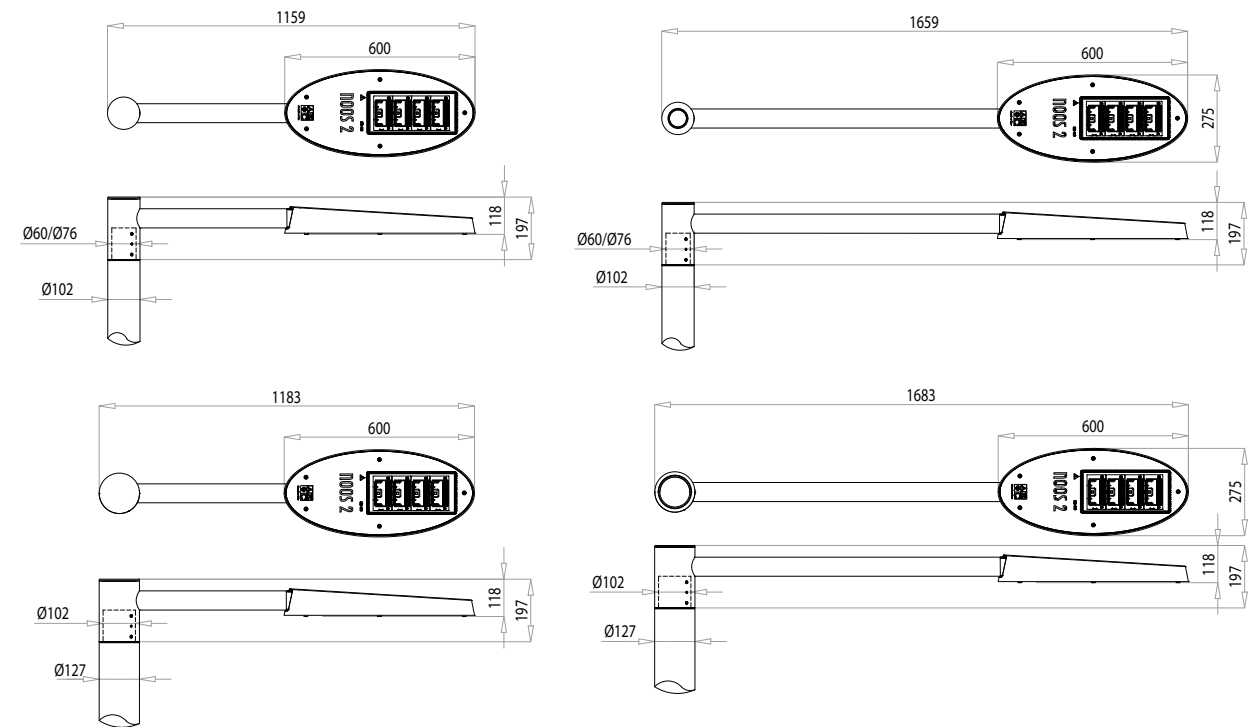
NOOS 2 TP



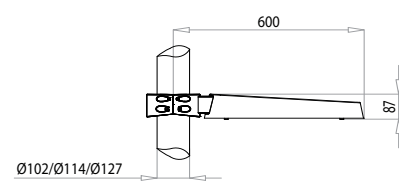
NOOS 1 BR-F-L



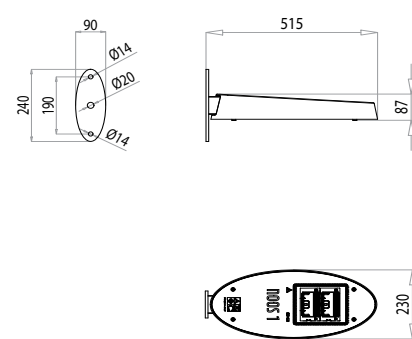
NOOS 2 BR-F-L



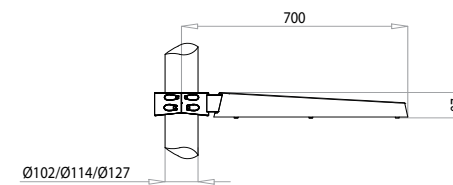
NOOS 1 AC



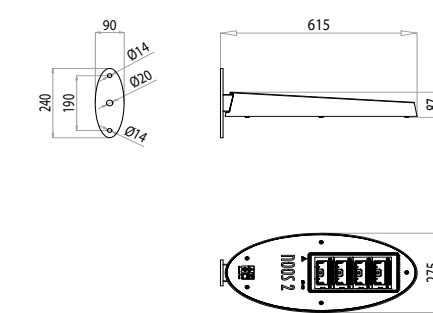
NOOS 1 AM



NOOS 2 AC



NOOS 2 AM



# MOD2.0 URBAN

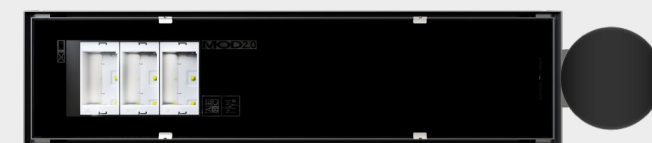
**Forme geometriche  
rigorose e lineari**

*Rigorous and linear  
geometric shapes*

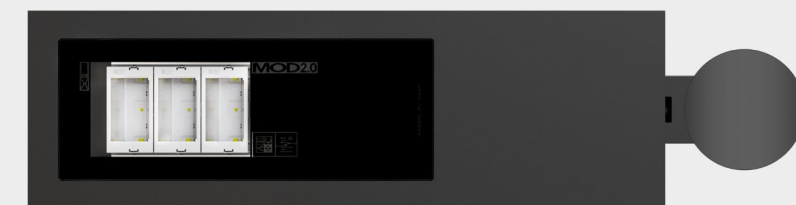


**La serie completa**  
*The complete series*

**MOD 2.0 URBAN 200**



**MOD 2.0 URBAN 250**





# Caratteristiche principali

## Main Features

**MOD2.0**  
URBAN



### Gruppo ottico

Available Optics



#### STE-M/S




Ottica asimmetrica per illuminazione stradale extraurbana.  
Asymmetrical optic for suburban street lighting.

#### STU-M/S



Ottica asimmetrica per illuminazione stradale, urbana e ciclopedonale.  
Asymmetrical optic for street, urban and cycle-path lighting.

#### STW



Ottica asimmetrica per illuminazione di strade larghe e urbane e extraurbane.  
Asymmetrical optic for wide urban and suburban road lighting.

#### SV/SV2




Ottica asimmetrica per illuminazione di strade urbane molto strette.  
Asymmetrical optic for very narrow urban streets.

#### S05




Ottica asimmetrica per illuminazione stradale, urbana e aree verdi.  
Asymmetrical optic for street, urban and green areas lighting.

#### OP-SX




Ottica asimmetrica sinistra per attraversamenti pedonali.  
Asymmetrical optic for pedestrian crossings.

#### OP-DX



Ottica asimmetrica destra per attraversamenti pedonali.  
Asymmetrical optic for pedestrian crossings.

#### ASP/ASC



Ottica asimmetrica per proiezione.  
Asymmetrical optic for projection.

### Classe di isolamento

Insulation class



II, I

### Grado di protezione

Protection Degree



IP66 | IK07

### Peso

Weight

MOD 200: max 11 kg  
MOD 250: max 15 kg

### Superficie esposta

Exposed surface

MOD 200 | Laterale side: 0.08m<sup>2</sup> – Pianta top: 0.19m<sup>2</sup>  
MOD 250 | Laterale side: 0.095m<sup>2</sup> – Pianta top: 0.24m<sup>2</sup>

### Montaggio

Mounting

#### MOD 2.0 URBAN 200

TP: montaggio testa palo Ø60-70-76-102-127mm  
RX-2: montaggio su palo rettangolare 200x80mm  
AC: montaggio a braccio su pali Ø102-114-127mm

TP: post top mounting Ø60-70-76-102-127mm  
RX-2: 200x80mm rectangular pole mounting  
AC: collar mounting on Ø102-114-127mm poles

#### MOD 2.0 URBAN 250

TP: montaggio testa palo Ø60-70-76-102-127mm  
RX-3: montaggio su palo rettangolare 250x100mm  
AC: montaggio a braccio su pali Ø102-114-127mm

TP: post top mounting Ø60-70-76-102-127mm  
RX-3: 250x100mm rectangular pole mounting  
AC: collar mounting on Ø102-114-127mm poles

### Temperatura di esercizio

Operating Temperature

-40°C / +50°C

### Protezione sovratensioni

Surge Protection

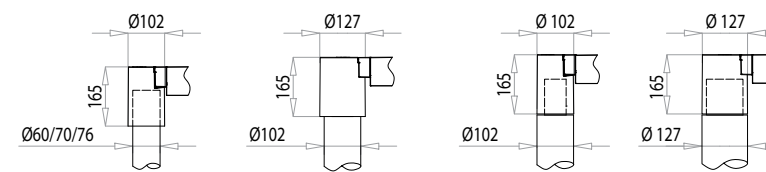
Fino a 10 kV  
Up to 10 kV

### Sistemi di installazione

Installation systems

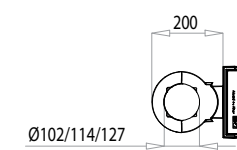
#### Attacco TP - Testa palo

TP fixing - Post top



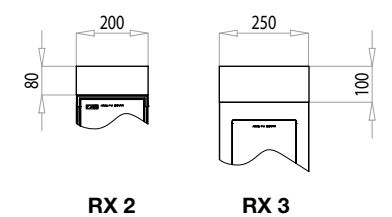
#### Attacco AC - Collare

AC fixing - Collar



#### Attacco RX - Palo rettangolare

RX Fixing - Rectangular pole



### Temperatura di colore

Color Temperature

CRI ≥ 70  
4000K (3000K in opzione optional)

### Sistemi di controllo

Lighting Control Systems

F DA DAC FLC Nema

### Certificazioni

Certifications



### Colori disponibili

Available Colors

Grafite 01  
Graphite 01



Colori custom\*  
Custom colors



\*Su richiesta  
Upon request

### Flussi e potenze

Luminous flux and power



**RX2**  
Attacco per palo rettangolare  
Fixing to the rectangular pole  
200x80 mm



**RX3**  
Attacco per palo rettangolare  
Fixing to the rectangular pole  
250x100 mm



**TP**  
Attacco testa palo  
Post top fixing  
ø60, ø70, ø76, ø102



**AC**  
Attacco a collare  
Collar fixing  
ø102, ø114, ø127

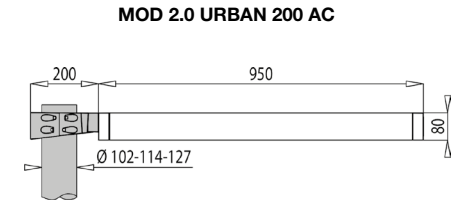
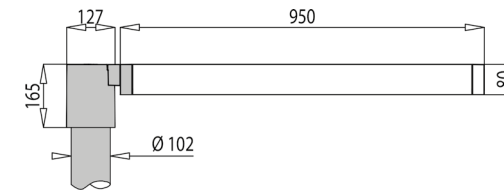
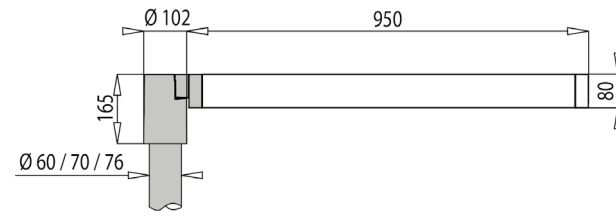
Per i dati aggiornati consultare il sito AEC  
For updated data please check on AEC website

# MOD 2.0 URBAN 200

200x80 mm

Lunghezze disponibili  
Available lengths

950mm - 800mm - 650mm - 500mm - 350mm

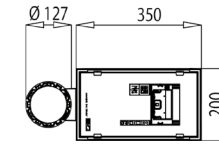
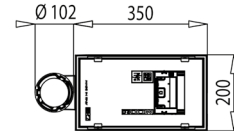
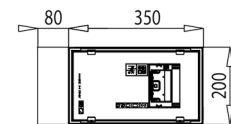
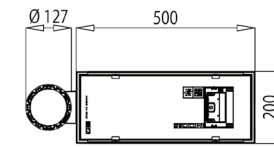
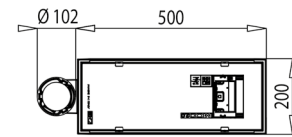
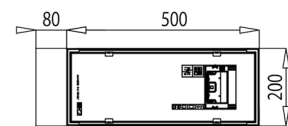
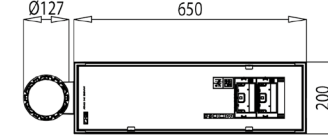
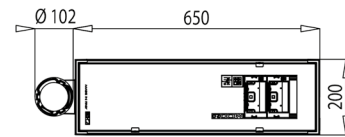
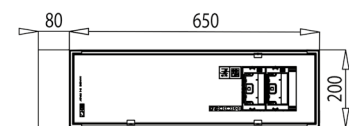
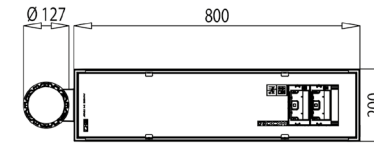
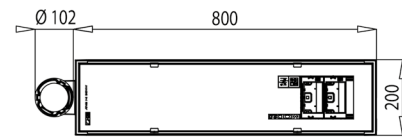
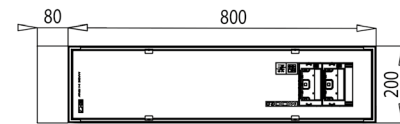
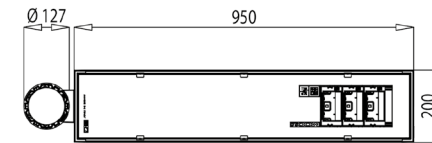
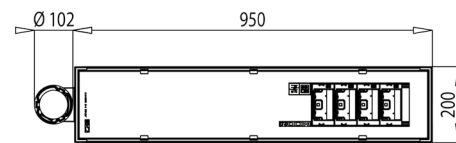
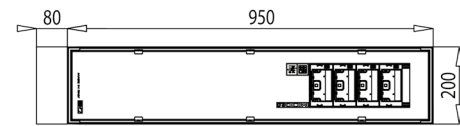
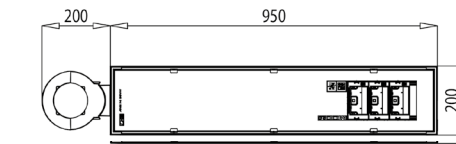

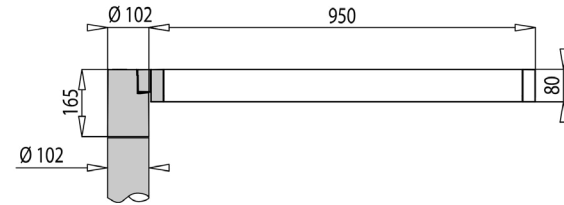
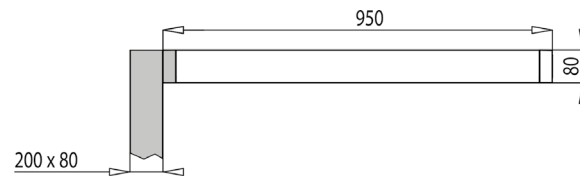


MOD 2.0 URBAN 200 RX

MOD 2.0 URBAN 200 TP Ø60 / Ø70 / Ø76

MOD 2.0 URBAN 200 TP Ø102

MOD 2.0 URBAN 200 AC



Attacco per palo sezione rettangolare 200x80 mm  
Fixing to the rectangular section pole 200x80 mm

Attacco per palo con finale Ø60 mm  
serie DS | PM | PU | PX  
Sezione circolare Ø102 mm  
Fixing for pole with final Ø60 mm  
series DS | PM | PU | PX  
Circular section Ø102

Attacco per palo con finale Ø102 mm  
Serie PM | PN/PA | EC  
Sezione circolare Ø127 mm  
Fixing for pole with final Ø102  
series DS | PN/PA | EC  
Circular section Ø127 mm

Attacco intermedio per pali con  
sezione circolare Ø102-114-127 mm  
Intermediate fixing for poles with  
circular section Ø102-114-127 mm



MOD 2.0  
URBAN 200 RX



MOD 2.0  
URBAN 200 TP



MOD 2.0  
URBAN 200 AC

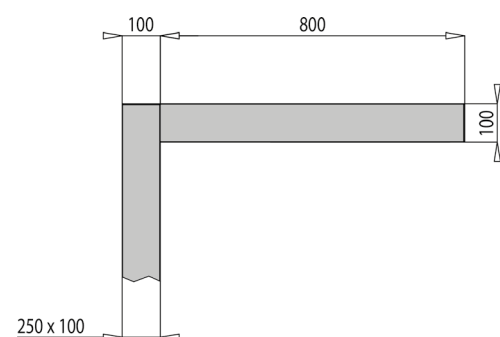


## MOD 2.0 URBAN 250

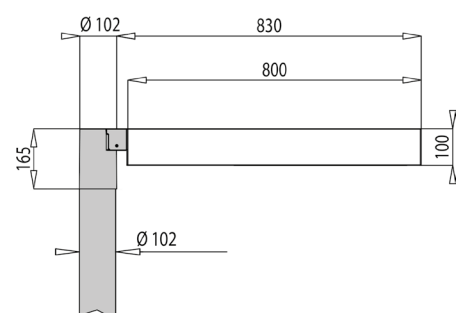
250x100 mm

Lunghezze disponibili  
Available lengths

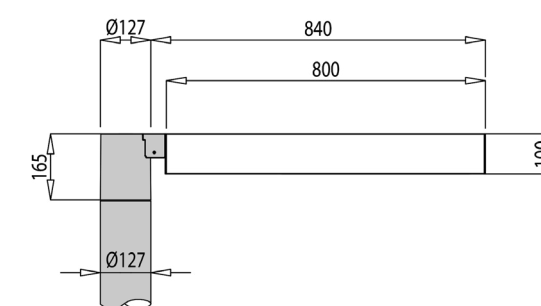
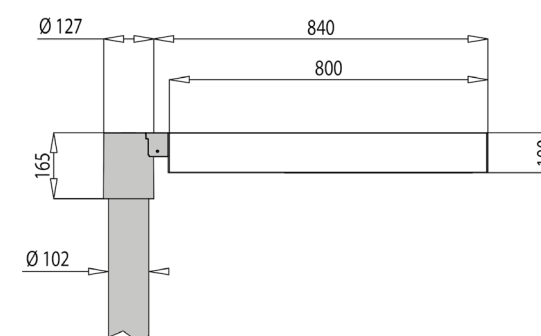
500mm - 800m



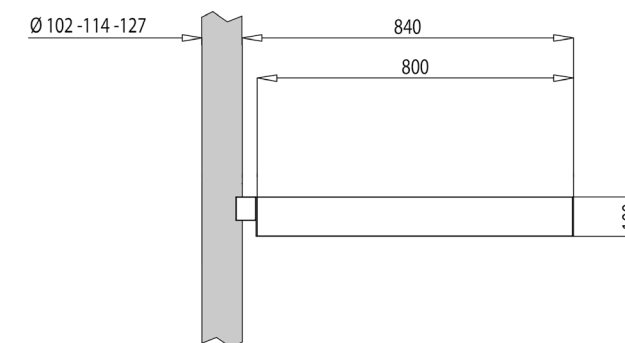
**MOD 2.0 URBAN 250 RX3**  
Palo sezione rettangolare 250x100 mm  
Rectangular pole section 250x100 mm



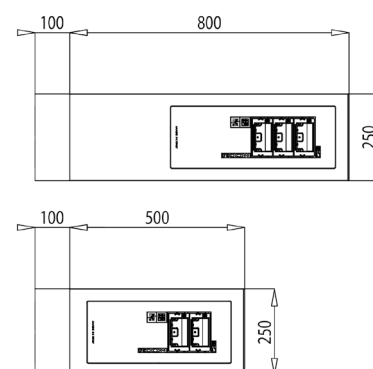
**MOD 2.0 URBAN 250 TP Ø60 / Ø70 / Ø76**  
Codolo palo Ø102 mm  
Pole spigot Ø102 mm



**MOD 2.0 URBAN 250 TP Ø102 / Ø127**  
Palo sezione circolare Ø127 mm - codolo Ø102 mm  
Palo sezione circolare Ø102 mm - codolo Ø60 mm  
Circular pole section Ø127 mm - Spigot Ø102 mm  
Circular pole section Ø102 mm - Spigot Ø60 mm



**MOD 2.0 URBAN 250 AC**  
Palo sezione circolare Ø127 mm  
Palo sezione circolare Ø102 mm  
Circular pole section Ø127 mm  
Circular pole section Ø102 mm



**MOD 2.0**  
URBAN 250 RX



**MOD 2.0**  
URBAN 250 TP



**MOD 2.0**  
URBAN 250 AC

# MOD2.0 TOWER

## Sistema modulare a completamento della serie MOD

*Modular system to complete the  
MOD series*





# Caratteristiche principali

## Main Features

**MOD2.0**  
TOWER



**Gruppo ottico**  
Available Optics



**S05**



Ottica asimmetrica per illuminazione stradale, urbana e aree verdi.  
Asymmetrical optic for street, urban and green areas lighting.

**ASC**



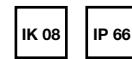
Ottica asimmetrica per proiezione.  
Optic for floodlighting.

**Classe di isolamento**  
Insulation class



II, I

**Grado di protezione**  
Protection Degree



IP66 | IK08

**Peso**  
Weight

Modulo ottico: 3,5 kg  
Optical module: 3.5 kg

Tower 3000: 40 kg  
Tower 4000: 50 kg  
Tower 5000: 61 kg  
Tower 6000: 76 kg

**Montaggio**  
Mounting

Interramento L500 (3m - 4m - 5m) | interramento L800 (6m)  
Fissaggio a terra con contropiastra. (in opzione)  
Buried L500 (3m - 4m - 5m) | Buried L800 (6m)  
Fixing with plate. (optional)

**Temperatura di esercizio**  
Operating Temperature

-40°C / +50°C

**Temperatura di colore**  
Color Temperature

CRI ≥ 70  
4000K (3000K in opzione optional)

**Protezione sovratensioni**  
Surge Protection

Fino a 10 kV  
Up to 10 kV

**Sistemi di controllo**  
Lighting Control Systems

F DA DAC FLC

**Certificazioni**  
Certifications



**Flussi e potenze**  
Luminous flux and power:



**Colori disponibili**  
Available Colors

Grafite 01  
Graphite 01



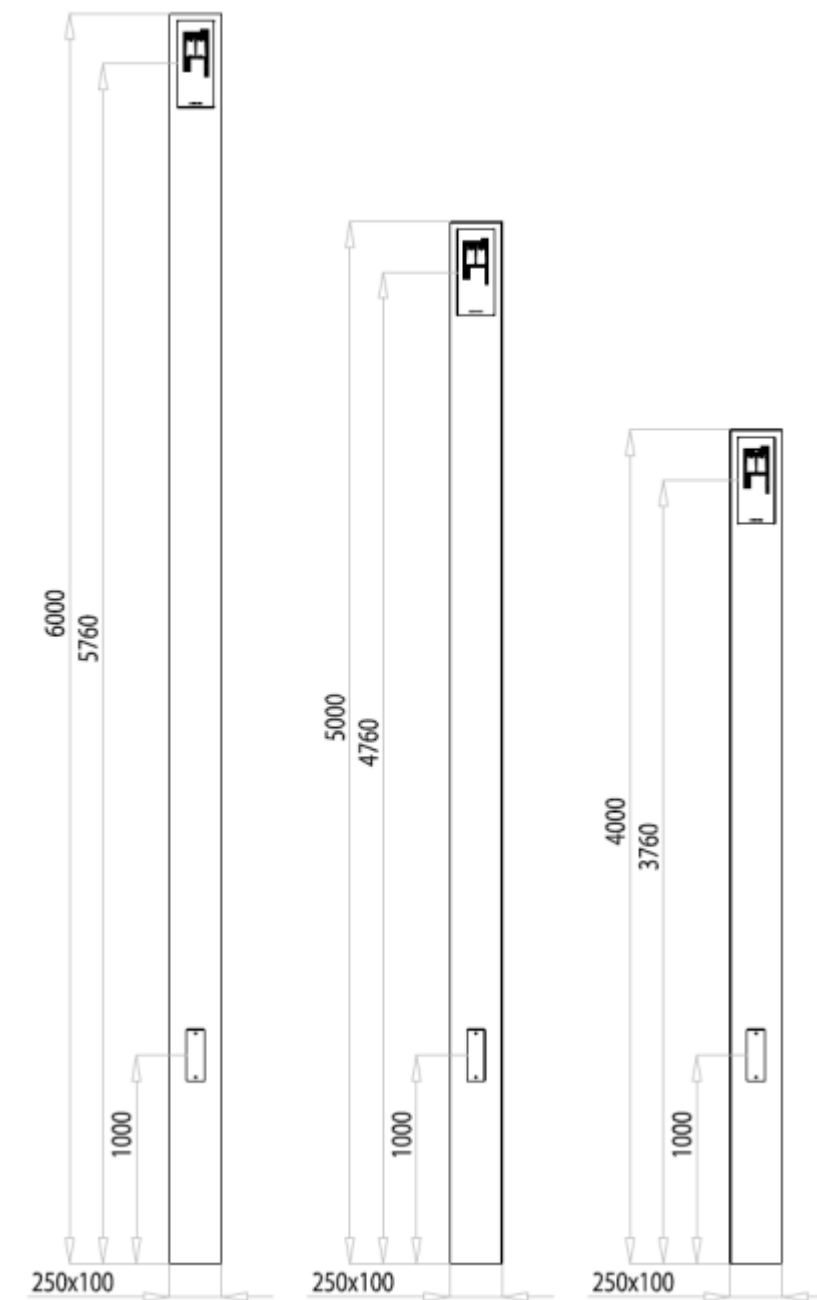
Colori custom\*  
Custom colors



\*Su richiesta  
Upon request

Per i dati aggiornati consultare il sito AEC  
For updated data please check on AEC website

**Dimensioni**  
Dimensions



# MOD 2.0 BOLLARD

## Apparecchio bollard per percorsi pedonali

*Bollard luminaire for pedestrian paths  
lighting*



**Cly Castel**  
Reference

La serie completa  
*The complete series*

MOD 2.0 BOLLARD | GRAPHITE



MOD 2.0 BOLLARD | CORTEN



MOD 2.0 BOLLARD | SILVER





# Caratteristiche principali

## Main Features

**MOD2.0**  
BOLLARD



**Gruppo ottico**  
Available Optics



**S05**



Ottica asimmetrica per illuminazione di piste ciclabili, urbana e aree verdi.  
*Asymmetrical optic for cycle-path, urban and green areas lighting.*

**Classe di isolamento**  
Insulation class



II, I

**Grado di protezione**  
Protection Degree



IP66

**Peso**  
Weight

MODD 2.0 BOLLARD 500: max 11.2kg  
MOD 2.0 BOLLARD 1000: max 19kg

**Temperatura di esercizio**  
Operating Temperature

-40°C / +50°C

**Temperatura di colore**  
Color Temperature

CRI ≥ 70  
4000K (3000K in opzione *optional*)

**Protezione sovratensioni**  
Surge Protection

Fino a 10 kV  
*Up to 10 kV*

**Sistemi di controllo**  
Lighting Control Systems

F DA DAC FLC

**Flussi e potenze**  
Luminous flux and power:



**Certificazioni**  
Certifications



**Colori disponibili**  
Available Colors

Grafite - *Graphite* cod: 01

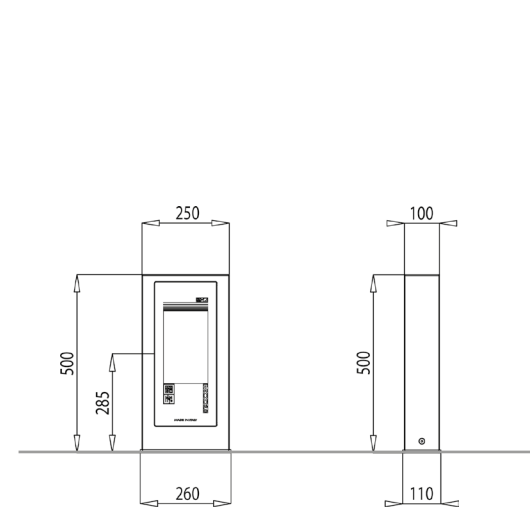


Corten cod: 1E

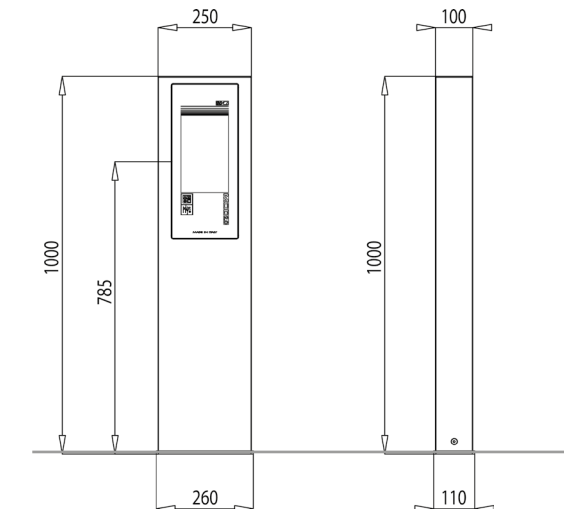


**Dimensioni**  
Dimensions

MOD 2.0 BOLLARD 500



MOD 2.0 BOLLARD 1000



MOD 2.0 BOLLARD 500



MOD 2.0 BOLLARD 1000

Per i dati aggiornati consultare il sito AEC  
*For updated data please check on AEC website*

# COMPASS

**Design distintivo  
prestazioni di alta gamma**

*Distinctive design  
high-end performance*



**Auckland**  
Reference



**La serie completa**  
*The complete series*

COMPASS TP



COMPASS TP UB



COMPASS TP/BR



COMPASS S



COMPASS TS



COMPASS AM





# Caratteristiche principali

## Main Features

COMPASS




### Gruppo ottico

Available Optics




#### STE-M/S



Ottica asimmetrica per illuminazione stradale extraurbana.  
Asymmetrical optic for suburban street lighting.

#### STU-M/S




Ottica asimmetrica per illuminazione stradale, urbana e ciclopedonale.  
Asymmetrical optic for street, urban and cycle-path lighting.

#### STW



Ottica asimmetrica per illuminazione di strade larghe urbane e extraurbane.  
Asymmetrical optic for wide urban and suburban road lighting, specific for wet asphalts.

#### SV



Ottica asimmetrica per illuminazione di strade urbane molto strette.  
Asymmetrical optic for very narrow urban streets.

#### S05/S07



Ottica asimmetrica per illuminazione stradale, urbana e aree verdi.  
Asymmetrical optic for street, urban and green areas lighting.

#### STA



Ottica asimmetrica per illuminazione di strade larghe urbane e ciclopedonale.  
Asymmetrical optic for wide urban road and cycle-path lighting.

#### TS



Ottica simmetrica per illuminazione a centro strada.  
Symmetrical optic for center street lighting.

### Classe di isolamento

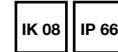
Insulation class



II, I

### Grado di protezione

Protection Degree



IP66 | IK08 totale  
IP66 | IK08 total

### Peso

Weight

COMPASS 1: max 10.5 kg  
COMPASS 2: max 13.5 kg

### Superficie esposta

Exposed surface

COMPASS 1 | Laterale side: 0.05m<sup>2</sup> – Pianta top: 0.25m<sup>2</sup>  
COMPASS 2 | Laterale side: 0.06m<sup>2</sup> – Pianta top: 0.32m<sup>2</sup>

### Montaggio

Mounting

TP-BR: Testa Palo Ø48-60mm | Braccio Ø42-60mm  
Inclinazione testa palo: 0°, +5°, +10°, +15°, +20°  
Inclinazione braccio: +5°, 0°, -5°, -10°, -15°, -20°

TP: installazione a cima palo Ø60-76-102-127mm  
Inclinazione: 0°, +5°, +10°, +15°, +20°

AC: installazione a collare Ø102-114-127mm  
Inclinazione: 0°

AM: installazione a muro  
Inclinazione: 0°, +5°, +10°, +15°, +20°

TS: installazione sospesa su cavo a centro strada

TP-BR: Post top Ø48-60mm | Bracket Ø42-60mm  
Post top inclination: 0°, +5°, +10°, +15°, +20°  
Bracket inclination: +5°, 0°, -5°, -10°, -15°, -20°

TP: Post top Ø60-76-102-127mm  
Inclination: 0°, +5°, +10°, +15°, +20°

AC: Collar installation Ø102-114-127mm  
Inclination: 0°

AM: Wall mounting  
Inclination: 0°, +5°, +10°, +15°, +20°

TS: Cable suspended installation on the center of the street

### Temperatura di esercizio

Operating Temperature

-40°C / +50°C

### Protezione sovratensioni

Surge Protection

Fino a 12 kV  
Up to 12 kV

Per i dati aggiornati consultare il sito AEC  
For updated data please check on AEC website

### Temperatura di colore

Color Temperature

CRI ≥ 70  
2200K | 2700K | 3000K | 4000K

### \*Bianco dinamico

Tunable White

2200K 2700K 3000K



Possibilità di emettere differenti tonalità di luce da 2200K a 3000K.  
Altre configurazioni su richiesta.  
Possibility of emitting different colour temperatures from 2200K to 3000K.  
Other configurations on request.

### Certificazioni

Certifications



### Sistemi di controllo

Lighting Control Systems

F DA DAC FLC DALI Nema ZHAGA

### Colori disponibili

Available Colors

Grafite 01  
Graphite 01



Colori custom\*  
Custom colors



\*Su richiesta  
Upon request

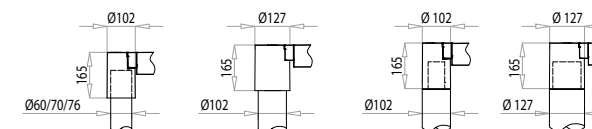
### Flussi e potenze

Luminous flux and power



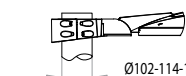
### Attacco TP - Testa palo

TP fixing - Post top




### Attacco AC - Collare

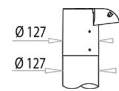
AC fixing - Collar



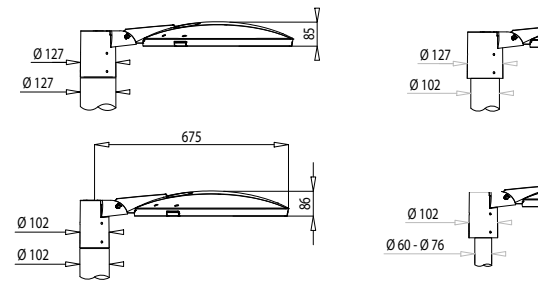
**COMPASS 1**  
Quattro moduli LED  
Four LED modules



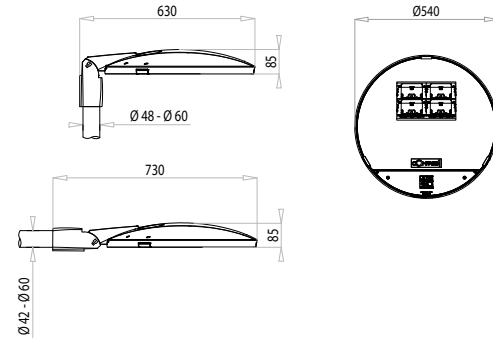
**COMPASS 2**  
Otto moduli LED  
Eight LED modules



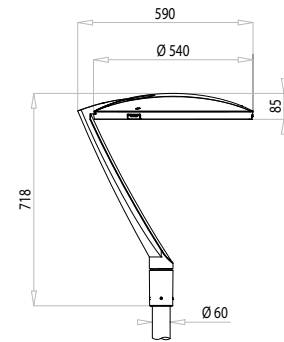
COMPASS 1 TP



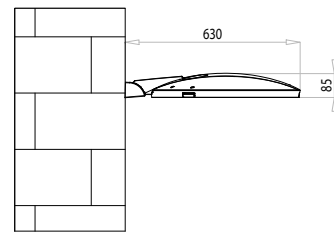
COMPASS 1 TP-BR



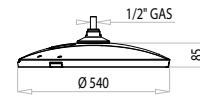
COMPASS 1 TP-UB



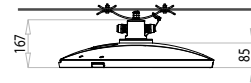
COMPASS 1 AM



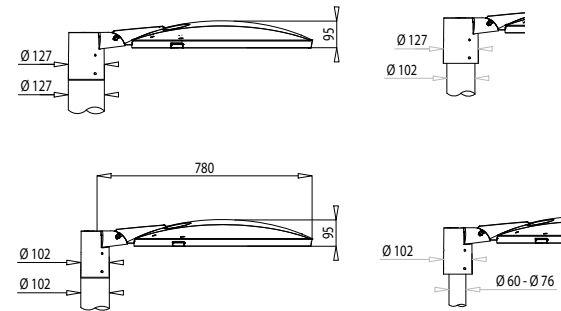
COMPASS 1 S



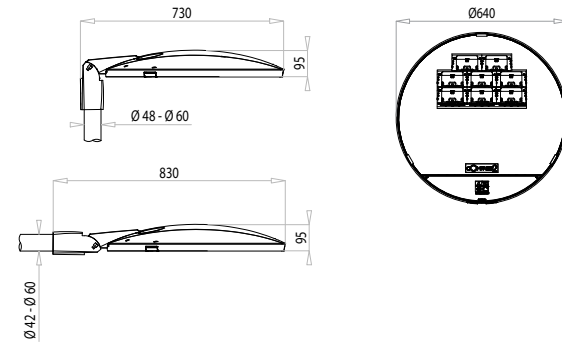
COMPASS 1 TS



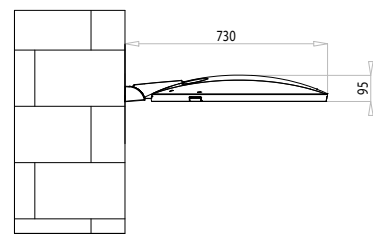
COMPASS 2 TP



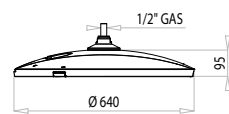
COMPASS 2 TP-BR



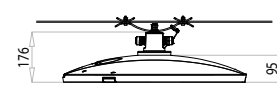
COMPASS 2 AM



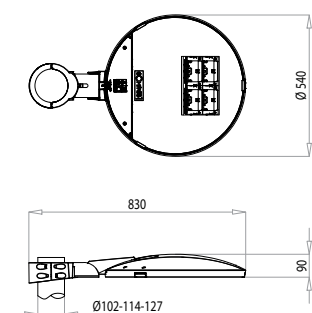
COMPASS 2 S



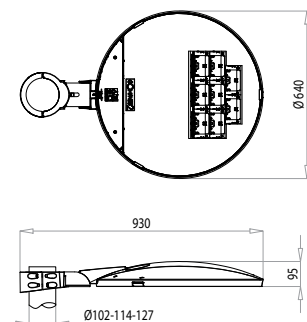
COMPASS 2 TS



COMPASS 1 AC



COMPASS 2 AC



Flourence



# Master3



**Design curato  
nei minimi dettagli**

*Designed to the smallest details*



**Italy  
Reference**



**La serie completa**  
*The complete series*

**MASTER 3 TP**  
Testa palo Ø127mm  
Post top Ø127mm




**MASTER 3 TP**  
Testa-palo su pali Ø60-70-76-102mm  
Post top on poles Ø60-70-76-102mm



**MASTER 3 TP BR**  
Montaggio a braccio su pali Ø102-114-127mm  
Bracket mounting on poles Ø102-114-127mm



**MASTER 3 TP BR-L**  
Montaggio testa-palo con braccio L:1000mm per pali Ø102mm  
Post-top mounting with L:1000mm bracket for Ø102mm poles



# Caratteristiche principali

## Main Features

# Master3



### Gruppo ottico

Available Optics



<p><b>STE-M/S</b></p> <p>Ottica asimmetrica per illuminazione stradale extraurbana. <i>Asymmetrical optic for suburban street lighting.</i></p>	<p><b>S</b></p> <p>Ottica simmetrica per illuminazione urbana e aree verdi. <i>Symmetrical optic for urban lighting and green areas.</i></p>
<p><b>STU-M/S</b></p> <p>Ottica asimmetrica per illuminazione stradale, urbana e ciclopedonale. <i>Asymmetrical optic for street, urban and cycle-path lighting.</i></p>	<p><b>AS-45</b></p> <p>AS-45N   AS-45M   AS-45W Emissione stretta <i>Narrow emission</i> Emissione media <i>Medium emission</i> Emissione larga <i>Wide emission</i> Ottica asimmetrica per proiezione. <i>Asymmetrical optic for projection.</i></p>
<p><b>STW</b></p> <p>Ottica asimmetrica per illuminazione di strade larghe e urbane e extraurbane. <i>Asymmetrical optic for wide urban and suburban road lighting.</i></p>	<p><b>AS-55</b></p> <p>AS-55N   AS-55M   AS-55W Emissione stretta <i>Narrow emission</i> Emissione media <i>Medium emission</i> Emissione larga <i>Wide emission</i> Ottica asimmetrica per proiezione. <i>Asymmetrical optic for projection.</i></p>
<p><b>SV</b></p> <p>Ottica asimmetrica per illuminazione di strade urbane molto strette. <i>Asymmetrical optic for very narrow urban streets.</i></p>	<p><b>AS-65</b></p> <p>AS-65N   AS-65M   AS-65W Emissione stretta <i>Narrow emission</i> Emissione media <i>Medium emission</i> Emissione larga <i>Wide emission</i> Ottica asimmetrica per proiezione. <i>Asymmetrical optic for projection.</i></p>
<p><b>S05</b></p> <p>Ottica asimmetrica per illuminazione stradale, urbana e aree verdi. <i>Asymmetrical optic for street, urban and green areas lighting.</i></p>	

### Classe di isolamento

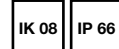
Insulation class



II, I

### Grado di protezione

Protection Degree



IP66 | IK08

### Peso

Weight

Max 8 kg

### Superficie esposta

Exposed surface

Laterale: 0.05m<sup>2</sup> | Pianta: 0.23m<sup>2</sup>  
Side: 0.05m<sup>2</sup> | Top: 0.23m<sup>2</sup>

### Montaggio

Mounting

TP: montaggio testa-palo su pali Ø60-70-76-102mm  
BR-C: montaggio a braccio su pali Ø102-114-127mm  
BR-L: montaggio a testa-palo con braccio L.1000mm per pali Ø102mm  
PR: montaggio su palo rettangolare / quadrato  
AC: montaggio a collare su pali Ø102-114-127mm

TP: post-top mounting Ø60-70-76-102mm  
BR-C: short bracket version on poles Ø102-114-127mm  
BR-L: long bracket version L.1000mm on poles Ø102mm  
PR: mounting on rectangular / square pole  
AC: collar mounting on poles Ø102-114-127mm

### Temperatura di esercizio

Operating Temperature

-40°C / +50°C

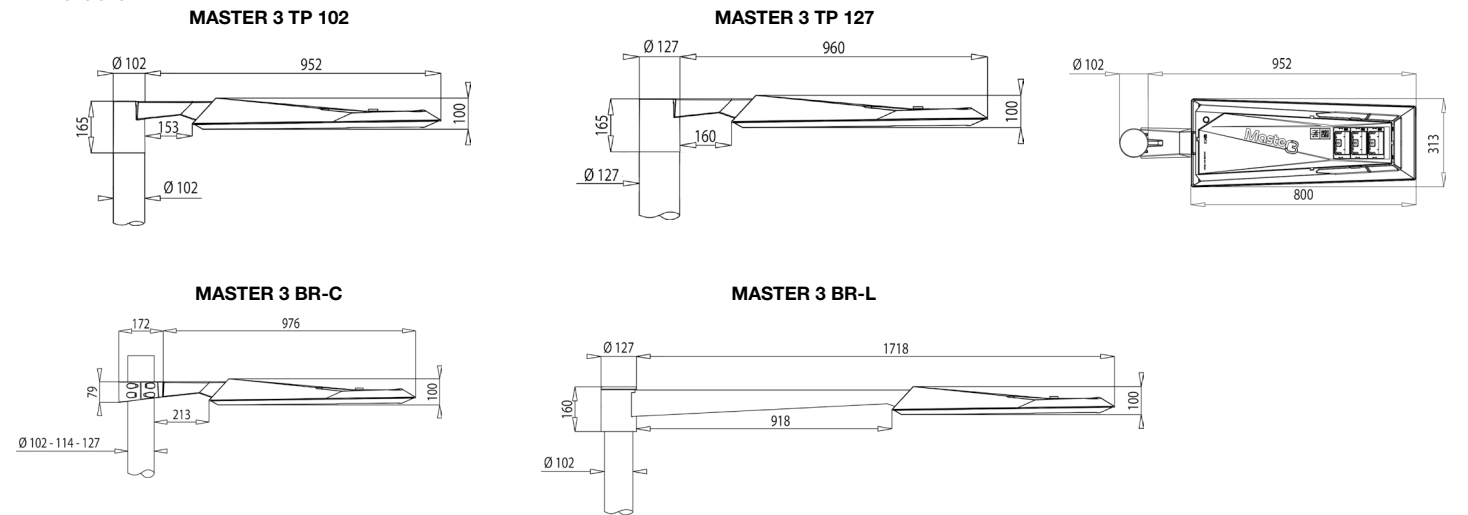
### Protezione sovratensioni

Surge Protection

Fino a 12 kV  
Up to 12 kV

### Dimensioni

Dimensions



### Temperatura di colore

Color Temperature

CRI ≥ 70  
2200K | 2700K | 3000K | 4000K

### \*Bianco dinamico

Tunable White

2200K 2700K 3000K

Possibilità di emettere differenti tonalità di luce da 2200K a 3000K.  
Altre configurazioni su richiesta.  
*Possibility of emitting different colour temperatures from 2200K to 3000K.  
Other configurations on request.*

### Certificazioni

Certifications



### Sistemi di controllo

Lighting Control Systems

F DA DAC FLC Nema ZHAGA

### Colori disponibili

Available Colors

Grafite 01  
Graphite 01



Colori custom\*  
Custom colors



\*Su richiesta  
Upon request

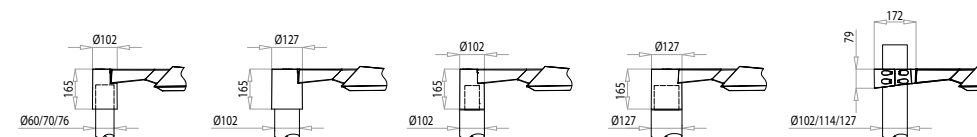
### Flussi e potenze

Luminous flux and power



### Attacco TP - Testa palo

TP fixing - Post top



### Attacco AC - Collare

AC fixing - Collar



# Master 6



## Linee geometriche e prestazioni di alta gamma

*Geometric lines and high-end performance*



### La serie completa *The complete series*

**MASTER 6 TP**  
Testa palo Ø127mm  
Post top Ø127mm



**MASTER 6 TP**  
Testa-palo su pali Ø60-70-76-102mm  
Post top on poles Ø60-70-76-102mm



**MASTER 6 TP BR**  
Montaggio a braccio su pali Ø102-114-127mm  
Bracket mounting on poles Ø102-114-127mm



**MASTER 6 TP BR-L**  
Montaggio testa-palo con braccio L:1000mm per pali Ø102mm  
Post-top mounting with L:1000mm bracket for Ø102mm poles



**Florence**  
Reference



# Caratteristiche principali

## Main Features

Maste6



### Gruppo ottico

Available Optics



<p><b>STE-M/S</b></p> <p>Ottica asimmetrica per illuminazione stradale extraurbana. <i>Asymmetrical optic for suburban street lighting.</i></p>	<p><b>S</b></p> <p>Ottica simmetrica per illuminazione urbana e aree verdi. <i>Symmetrical optic for urban lighting and green areas.</i></p>
<p><b>STU-M/S</b></p> <p>Ottica asimmetrica per illuminazione stradale, urbana e ciclopedonale. <i>Asymmetrical optic for street, urban and cycle-path lighting.</i></p>	<p><b>AS-45</b></p> <p>AS-45N   AS-45M   AS-45W Emissione stretta <i>Narrow emission</i> Emissione media <i>Medium emission</i> Emissione larga <i>Wide emission</i> Ottica asimmetrica per proiezione. <i>Asymmetrical optic for projection.</i></p>
<p><b>STW</b></p> <p>Ottica asimmetrica per illuminazione di strade larghe e urbane e extraurbane. <i>Asymmetrical optic for wide urban and suburban road lighting.</i></p>	<p><b>AS-55</b></p> <p>AS-55N   AS-55M   AS-55W Emissione stretta <i>Narrow emission</i> Emissione media <i>Medium emission</i> Emissione larga <i>Wide emission</i> Ottica asimmetrica per proiezione. <i>Asymmetrical optic for projection.</i></p>
<p><b>SV</b></p> <p>Ottica asimmetrica per illuminazione di strade urbane molto strette. <i>Asymmetrical optic for very narrow urban streets.</i></p>	<p><b>AS-65</b></p> <p>AS-65N   AS-65M   AS-65W Emissione stretta <i>Narrow emission</i> Emissione media <i>Medium emission</i> Emissione larga <i>Wide emission</i> Ottica asimmetrica per proiezione. <i>Asymmetrical optic for projection.</i></p>
<p><b>S05</b></p> <p>Ottica asimmetrica per illuminazione stradale, urbana e aree verdi. <i>Asymmetrical optic for street, urban and green areas lighting.</i></p>	

### Classe di isolamento

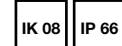
Insulation class



II, I

### Grado di protezione

Protection Degree



IP66 | IK08

### Peso

Weight

Max 9.2 kg

### Superficie esposta

Exposed surface

Laterale: 0.03m<sup>2</sup> | Pianta: 0.26m<sup>2</sup>  
Side: 0.03m<sup>2</sup> | Top: 0.26m<sup>2</sup>

### Montaggio

Mounting

TP: montaggio testa-palo su pali Ø60-70-76-102mm  
BR-C: montaggio a braccio su pali Ø102-114-127mm  
BR-L: montaggio a testa-palo con braccio L.1000mm per pali Ø102mm  
PR: montaggio su palo rettangolare / quadrato  
AC: montaggio a collare su pali Ø102-114-127mm

TP: post-top mounting Ø60-70-76-102mm  
BR-C: short bracket version on poles Ø102-114-127mm  
BR-L: long bracket version L.1000mm on poles Ø102mm  
PR: mounting on rectangular / square pole  
AC: collar mounting on poles Ø102-114-127mm

### Temperatura di esercizio

Operating Temperature

-40°C / +50°C

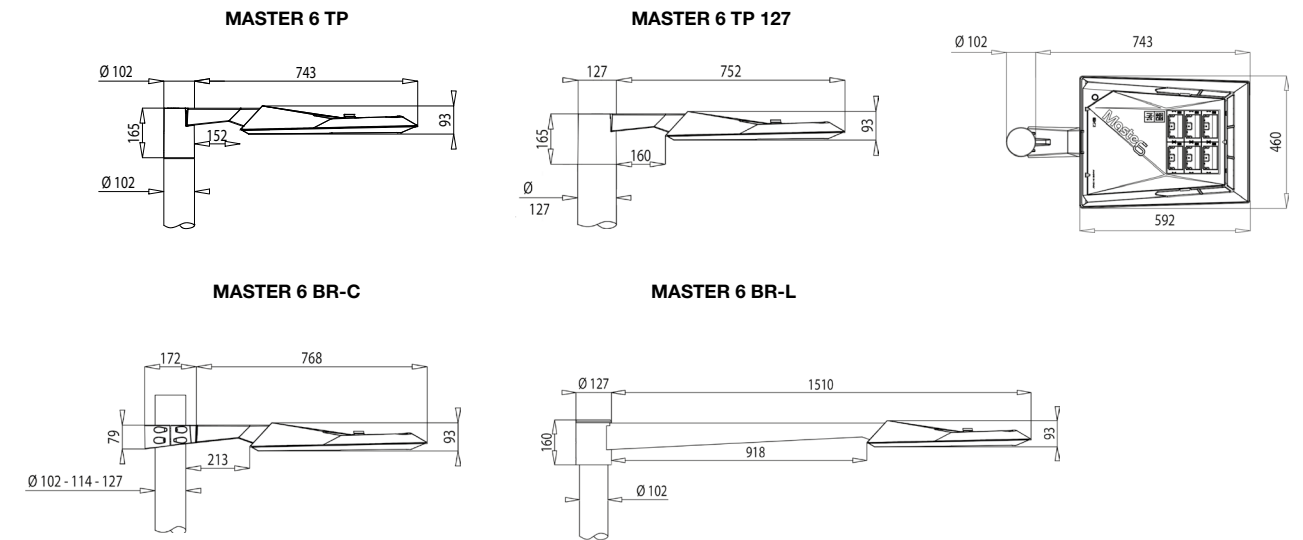
### Protezione sovratensioni

Surge Protection

Fino a 12 kV  
Up to 12 kV

### Sistemi di installazione

Installation systems



### Temperatura di colore

Color Temperature

CRI ≥ 70  
2200K | 2700K | 3000K | 4000K

### \*Bianco dinamico

Tunable White

2200K 2700K 3000K

Possibilità di emettere differenti tonalità di luce da 2200K a 3000K.  
Altre configurazioni su richiesta.  
*Possibility of emitting different colour temperatures from 2200K to 3000K. Other configurations on request.*

### Certificazioni

Certifications



### Sistemi di controllo

Lighting Control Systems

F DA DAC FLC DALI Nema ZHAGA

### Colori disponibili

Available Colors

Grafite 01  
Graphite 01



Colori custom\*  
Custom colors



\*Su richiesta  
Upon request

### Flussi e potenze

Luminous flux and power

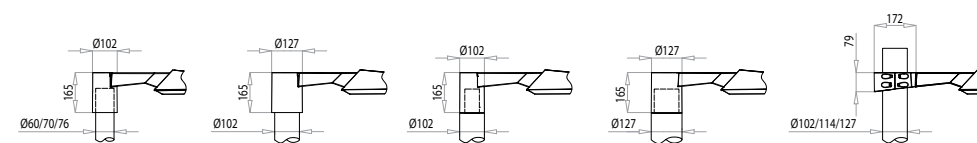


### Attacco TP - Testa palo

TP fixing - Post top

### Attacco AC - Collare

AC fixing - Collar



Per i dati aggiornati consultare il sito AEC  
*For updated data please check on AEC website*




# italo2 URBAN

## Valorizza il panorama urbano con un design distintivo

*Enhance the urban landscape with a distinctive design*



Norway  
Reference



Algeria  
Reference

La serie completa  
*The complete series*

ITALO 2 URBAN



ITALO 2 URBAN TP



ITALO 2 URBAN TS



# Caratteristiche principali

## Main Features

italo<sup>2</sup> URBAN



### Gruppo ottico

Available Optics




#### STE-M/S



Ottica asimmetrica per illuminazione stradale extraurbana.  
Asymmetrical optic for suburban street lighting.

#### STU-M/S




Ottica asimmetrica per illuminazione stradale, urbana e ciclopedonale.  
Asymmetrical optic for street, urban and cycle-path lighting.

#### STW



Ottica asimmetrica per illuminazione di strade larghe e urbane e extraurbane.  
Asymmetrical optic for wide urban and suburban road lighting.

#### OP/DX



Ottica asimmetrica destra per attraversamenti pedonali.  
Asymmetrical optic for pedestrian crossings.

#### OP-SX



Ottica asimmetrica sinistra per attraversamenti pedonali.  
Asymmetrical optic for pedestrian crossings.

#### S05



Ottica asimmetrica per illuminazione stradale, urbana e aree verdi.  
Asymmetrical optic for street, urban and green areas lighting.

#### S



Ottica simmetrica per illuminazione urbana.  
Symmetrical optic for urban lighting.

#### SV/SV2



Ottica asimmetrica per illuminazione di strade urbane molto strette.  
Asymmetrical optic for very narrow urban streets.

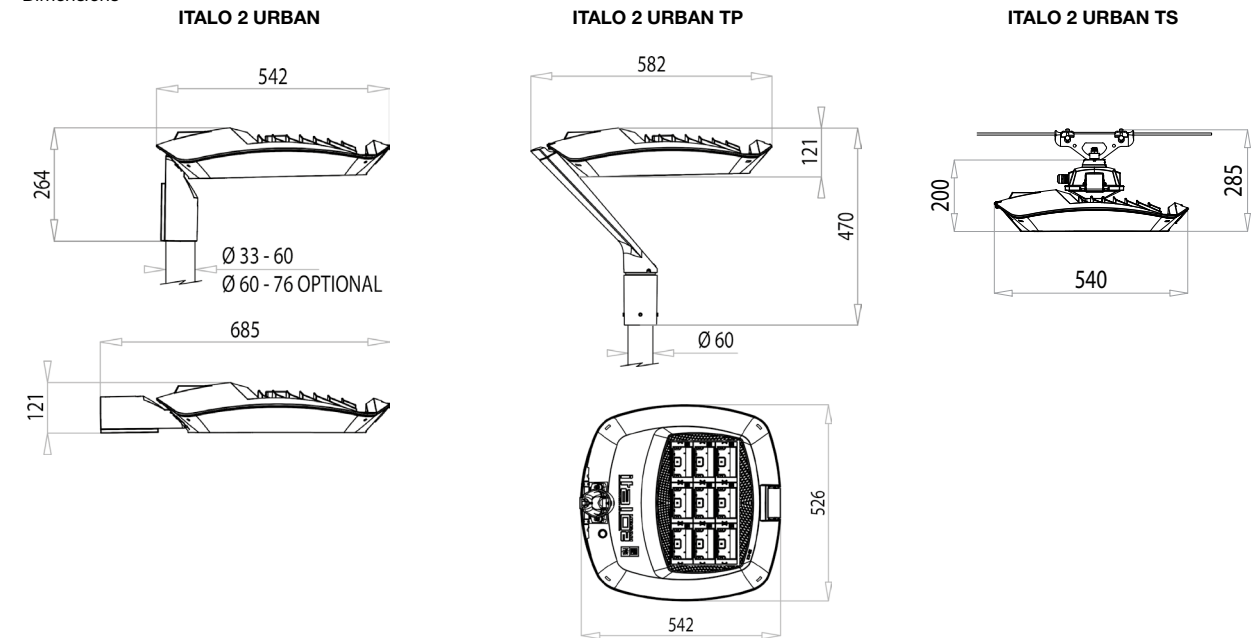
#### TS



Ottica simmetrica per illuminazione a centro strada.  
Symmetrical optic for center street lighting.

### Dimensioni

Dimensions



### Temperatura di colore

Color Temperature

CRI ≥ 70  
4000K (3000K in opzione optional)

### Sistemi di controllo

Lighting Control Systems

F DA DAC FLC DALI Nema ZHAGA

### Classe di isolamento

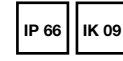
Insulation class



II, I

### Grado di protezione

Protection Degree



IP66 | IK09

### Certificazioni

Certifications



### Colori disponibili

Available Colors

Grafite 01  
Graphite 01



Colori custom\*  
Custom colors



\*Su richiesta  
Upon request

### Montaggio

Mounting

TP: montaggio testa-palo su pali Ø60mm  
Ø33mm ÷ Ø60mm (opzionale) | Ø60mm ÷ Ø76mm (opzionale)  
BR: montaggio a braccio su pali Ø60mm  
Ø33mm ÷ Ø60mm (opzionale) | Ø60mm ÷ Ø76mm (opzionale)  
TS: installazione sospesa a tesata su centro strada

TP: post-top mounting on poles Ø60  
Ø33mm ÷ Ø60mm (optional) | Ø60mm ÷ Ø76mm (optional)  
BR: bracket mounting on poles Ø60mm  
Ø33mm ÷ Ø60mm (optional) | Ø60mm ÷ Ø76mm (optional)  
TS: cable suspended installation on the center of the street

### Temperatura di esercizio

Operating Temperature

-40°C / +50°C

### Protezione sovratensioni

Surge Protection

Fino a 10 kV  
Up to 10 kV

### Flussi e potenze

Luminous flux and power



ITALO 2 URBAN



ITALO 2 URBAN TP

Per i dati aggiornati consultare il sito AEC  
For updated data please check on AEC website



# LOGIKA


## Applicazioni urbane ad elevato comfort visivo

*Urban applications  
with high visual comfort*



La serie completa  
*The complete series*

LOGIKA 1



LOGIKA 2



Italy  
Reference

# Caratteristiche principali

Main Features


# LOGIKA



**Gruppo ottico**  
Available Optics



**STE-M/S**




Ottica asimmetrica per illuminazione stradale extraurbana.  
Asymmetrical optic for suburban street lighting.

**STW**



Ottica asimmetrica per illuminazione di strade larghe, urbane e extraurbane.  
Asymmetrical optic for wide urban and suburban road lighting.

**STU-M/S**



Ottica asimmetrica per illuminazione stradale, urbana e ciclopedonale.  
Asymmetrical optic for street, urban and cycle-path lighting.

**S05**



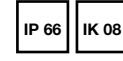
Ottica asimmetrica per illuminazione stradale, urbana e aree verdi.  
Asymmetrical optic for street, urban and green areas lighting.

**Classe di isolamento**  
Insulation class



II, I

**Grado di protezione**  
Protection Degree



IP66 | IK08

**Peso**  
Weight

LOGIKA 1: max 7.5 Kg  
LOGIKA 2: max 11 Kg

**Superficie esposta**  
Exposed surface

LOGIKA 1 | Laterale side: 0.06m<sup>2</sup> - Pianta top: 0.14m<sup>2</sup>  
LOGIKA 2 | Laterale side: 0.08m<sup>2</sup> - Pianta top: 0.21m<sup>2</sup>

**Montaggio**  
Mounting

BR: Installazione su bracci serie MT, AD/L2, TP (testa-palo Ø102mm)

BR: Installation on MT, AD/L2, TP series bracket (Ø102mm pole-top)

**Temperatura di esercizio**  
Operating Temperature

-40°C / +35°C

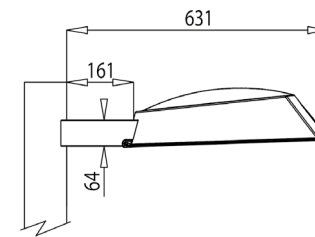
**Protezione sovratensioni**  
Surge Protection

Fino a 10 kV  
Up to 10 kV

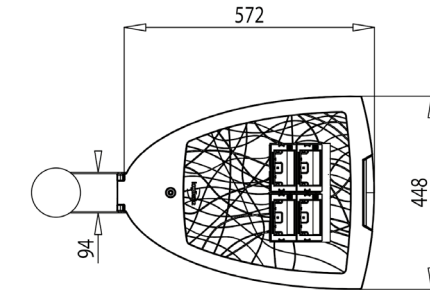
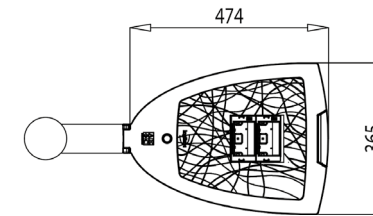
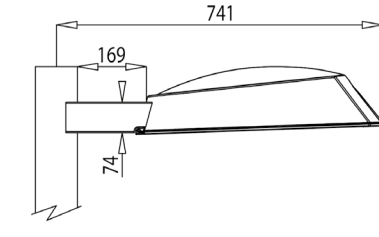
Per i dati aggiornati consultare il sito AEC  
For updated data please check on AEC website

**Dimensioni**  
Dimensions

**LOGIKA 1**



**LOGIKA 2**



**Temperatura di colore**  
Color Temperature

CRI ≥ 70  
4000K (3000K in opzione optional)

**Sistemi di controllo**  
Lighting Control Systems

F DA DAC FLC

**Certificazioni**  
Certifications



**Colori disponibili**  
Available Colors

Grafite 01  
Graphite 01



Colori custom\*  
Custom colors



\*Su richiesta  
Upon request

**Flussi e potenze**  
Luminous flux and power



**LOGIKA 1**  
Due mduli LED  
Two LED modules



**LOGIKA 2**  
Quattro mduli LED  
Four LE modules







## Design geometrico e risparmio energetico

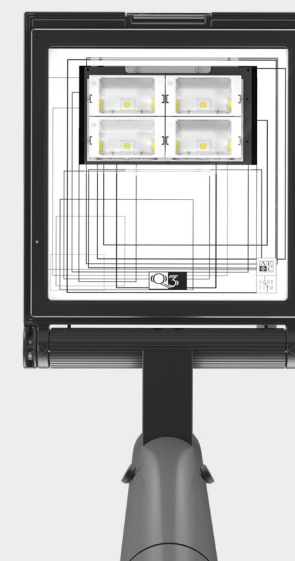
*Rigorous design  
and energy saving*



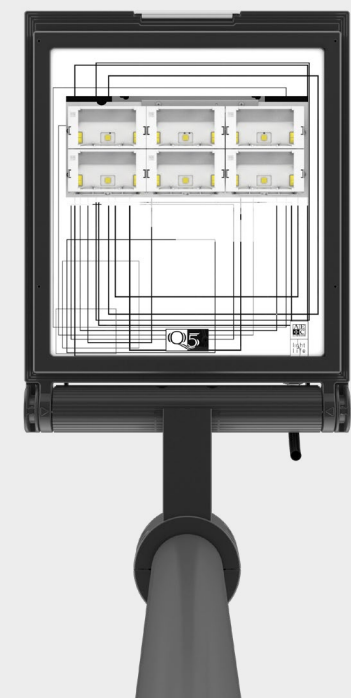
**Singapore**  
Reference

La serie completa  
*The complete series*

Q3 QUADRO



Q5 QUADRO



# Caratteristiche principali


Main Features



**Gruppo ottico**  
Available Optics




**STE-M/S**




Ottica asimmetrica per illuminazione stradale extraurbana.  
*Asymmetrical optic for suburban street lighting.*

**STU-M/S**




Ottica asimmetrica per illuminazione stradale, urbana e ciclopedonale.  
*Asymmetrical optic for street, urban and cycle-path lighting.*

**STW**



Ottica asimmetrica per illuminazione di strade larghe e urbane e extraurbane.  
*Asymmetrical optic for wide urban and suburban road lighting.*

**SV**



Ottica asimmetrica per illuminazione di strade urbane molto strette.  
*Asymmetrical optic for very narrow urban streets.*

**S05**



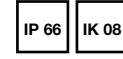
Ottica asimmetrica per illuminazione stradale, urbana e aree verdi.  
*Asymmetrical optic for street, urban and green areas lighting.*

**Classe di isolamento**  
Insulation class



II, I

**Grado di protezione**  
Protection Degree



IP66 | IK08

**Peso**  
Weight

Q3 QUADRO: max 12 Kg  
Q5 QUADRO: max 16 Kg

**Superficie esposta**  
Exposed surface

Q3 QUADRO | Laterale side: 0.07m<sup>2</sup> – Pianta top: 0.2m<sup>2</sup>  
Q5 QUADRO | Laterale side: 0.10m<sup>2</sup> – Pianta top: 0.29m<sup>2</sup>

**Montaggio**  
Mounting

Installazione su bracci MT, AD/Q3 - testa palo Ø60 (esterno Ø102)  
Installazione su bracci MT, AD/Q5 - testa palo Ø60 (esterno Ø102)

Installation on MT,AD/Q3 bracket - post top Ø60 (external Ø102)  
Installation on MT,AD/Q5 bracket - post top Ø60 (external Ø102)

**Temperatura di esercizio**  
Operating Temperature

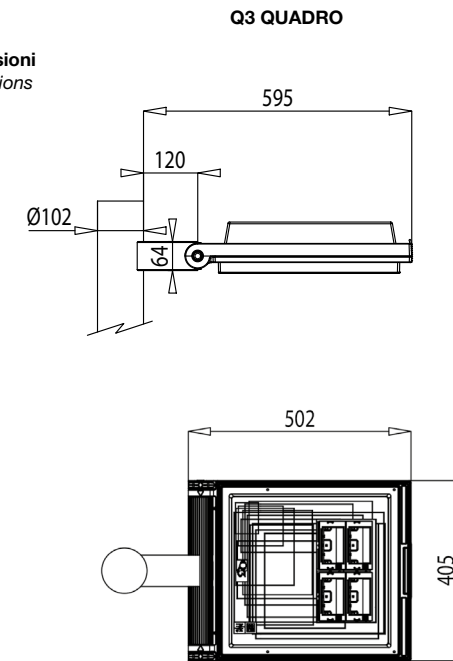
-40°C / +35°C

**Protezione sovratensioni**  
Surge Protection

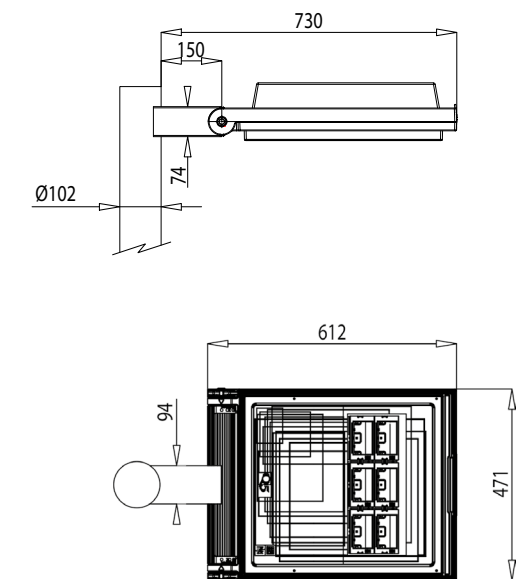
Fino a 10 kV  
Up to 10 kV

Per i dati aggiornati consultare il sito AEC  
For updated data please check on AEC website

**Dimensioni**  
Dimensions



**Q5 QUADRO**



**Temperatura di colore**  
Color Temperature

CRI ≥ 70  
4000K (3000K in opzione optional)

**Sistemi di controllo**  
Lighting Control Systems

F DA DAC FLC

**Certificazioni**  
Certifications



**Colori disponibili**  
Available Colors

Grafite 01  
Graphite 01



Colori custom\*  
Custom colors



\*Su richiesta  
Upon request

**Flussi e potenze**  
Luminous flux and power



**Q QUADRO**  
Mensola AD  
AD bracket



**Q QUADRO**  
Mensola MT  
MT bracket



# ARMODUE

**Riprogettato a LED per  
garantire performance estreme**

*Converted to LED technology for  
guarantee extreme performance*




**La serie completa**  
*The complete series*

**ARMODUE**



**ARMODUE MINI**



**Finland**  
Reference



# Caratteristiche principali

Main Features


# ARMODUE



**Gruppo ottico**  
Available Optics



**STE-M/S**




Ottica asimmetrica per illuminazione stradale extraurbana.  
*Asymmetrical optic for suburban street lighting.*

**STU-M/S**



Ottica asimmetrica per illuminazione stradale, urbana e ciclopedonale.  
*Asymmetrical optic for street, urban and cycle-path lighting.*

**STW**



Ottica asimmetrica per illuminazione di strade larghe e urbane e extraurbane.  
*Asymmetrical optic for wide urban and suburban road lighting.*

**S05**



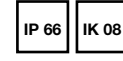
Ottica asimmetrica per illuminazione stradale, urbana e aree verdi.  
*Asymmetrical optic for street, urban and green areas lighting.*

**Classe di isolamento**  
*Insulation class*



II, I

**Grado di protezione**  
*Protection Degree*



IP66 | IK08

**Peso**  
*Weight*

ARMODUE: 17 Kg  
ARMODUE MINI: 12 Kg

**Superficie esposta**  
*Exposed surface*

ARMODUE | Laterale *side*: 0.11m<sup>2</sup> – Pianta *top*: 0.33m<sup>2</sup>  
ARMODUE MINI | Laterale *side*: 0.08m<sup>2</sup> – Pianta *top*: 0.25m<sup>2</sup>

**Montaggio**  
*Mounting*

TP: montaggio testa-palo su pali Ø60mm  
BR: montaggio a braccio su pali Ø60mm

*TP: Post-top mounting on Ø60mm poles  
BR: bracket mounting on Ø60mm poles*

**Inclinazione**  
*Tilt Angle*

Testa palo *post-top*: 0° / 90°  
Braccio *bracket*: 0° / 90°

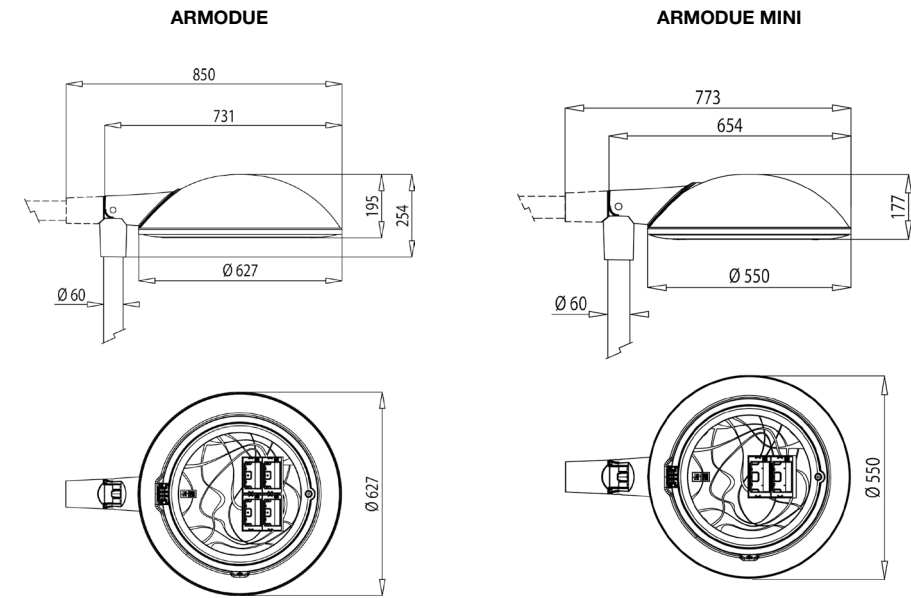
**Temperatura di esercizio**  
*Operating Temperature*

-40°C / +35°C

**Protezione sovratensioni**  
*Surge Protection*

Fino a 10 kV  
*Up to 10 kV*

**Dimensioni**  
*Dimensions*



**Temperatura di colore**  
*Color Temperature*

CRI ≥ 70  
4000K (3000K in opzione *optional*)

**Sistemi di controllo**  
*Lighting Control Systems*

F DA DAC FLC

**Certificazioni**  
*Certifications*



**Colori disponibili**  
*Available Colors*

Grafite 01  
*Graphite 01*




Colori custom\*  
*Custom colors*



\*Su richiesta  
*Upon request*

**Flussi e potenze**  
*Luminous flux and power*



**ARMODUE**  
Quattro moduli LED  
*Four LED modules*



**ARMODUE MINI**  
Due moduli LED  
*Two LED modules*

Per i dati aggiornati consultare il sito AEC  
*For updated data please check on AEC website*



# ECO·RAYS



**Valorizza piazze, parchi  
pubblici e aree urbane**

*Enhance squares, public parks  
and urban areas*



**La serie completa**  
*The complete series*

**ECORAYS TP**



**ECORAYS BR**



**ECORAYS S**



**ECORAYS TS**



**Portugal**  
Reference



**Norway**  
Reference

# Caratteristiche principali

## Main Features

ECO•RAYS



**Gruppo ottico**  
Available Optics



**STE-M/S**



Ottica asimmetrica per illuminazione stradale extraurbana.  
Asymmetrical optic for suburban street lighting.

**STU-M/S**



Ottica asimmetrica per illuminazione stradale, urbana e ciclopedonale.  
Asymmetrical optic for street, urban and cycle-path lighting.

**STW**




Ottica asimmetrica per illuminazione di strade larghe e urbane e extraurbane.  
Asymmetrical optic for wide urban and suburban road lighting.

**STA**



Ottica asimmetrica per illuminazione di strade larghe urbane e ciclopedonale.  
Asymmetrical optic for lighting wide urban streets and cycle/pedestrian paths.

**SV**



Ottica asimmetrica per illuminazione di strade urbane molto strette.  
Asymmetrical optic for very narrow urban streets or highway entrance/exit turns.

**S05/S07**



Ottica asimmetrica per illuminazione stradale, urbana e aree verdi.  
Asymmetrical optic for street, urban and green areas lighting.

**S**



Ottica simmetrica per illuminazione urbana e aree verdi.  
Symmetrical optic for urban lighting and green areas.

**TS**



Ottica simmetrica per illuminazione a centro strada.  
Symmetrical optic for center street lighting.

**Classe di isolamento**  
Insulation class



II, I

**Grado di protezione**  
Protection Degree



IP66 | IK08

**Peso**  
Weight

ECO RAYS TP: 8.5kg  
ECO RAYS BR: 7kg  
ECO RAYS S: 7.5kg

**Superficie esposta**  
Exposed surface

ECO RAYS TP | Laterale Side: 0.07m<sup>2</sup> – Pianta Top: 0.17m<sup>2</sup>  
ECO RAYS BR | Laterale Side: 0.03m<sup>2</sup> – Pianta Top: 0.17m<sup>2</sup>  
ECO RAYS S | Laterale Side: 0.03m<sup>2</sup> – Pianta Top: 0.17m<sup>2</sup>

**Montaggio**  
Mounting

TP: testa palo Ø60-Ø76-Ø102mm  
BR: montaggio a braccio su pali Ø60mm, Ø70mm, Ø76mm, Ø102mm  
S: montaggio a sospensione su bracci 1/2" GAS  
TS: installazione sospesa su cavo a centro strada

TP: post top mounting Ø60-Ø76-Ø102mm  
BR: bracket mounting on poles of Ø60mm, Ø70mm, Ø76mm, Ø102mm  
S: suspension mounting on 1/2" GAS bracket  
TS: cable suspended installation on the center of the street

**Temperatura di esercizio**  
Operating Temperature

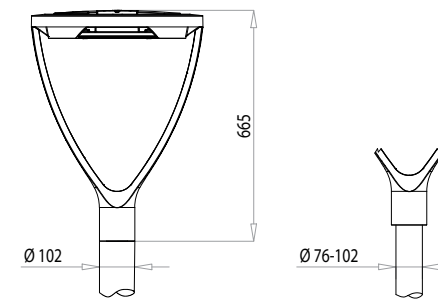
-40°C / +50°C

**Protezione sovratensioni**  
Surge Protection

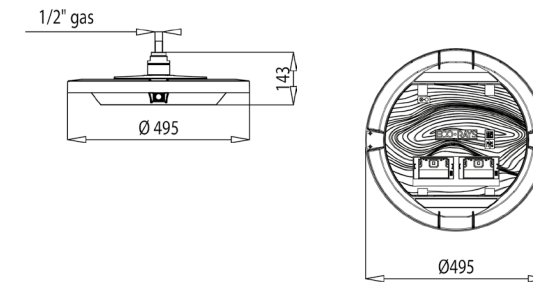
Fino a 12 kV  
Up to 12 kV

**Sistemi di installazione**  
Installation systems

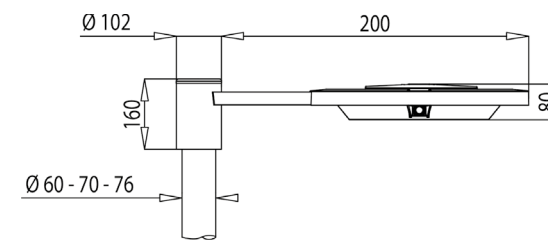
**ECORAYS TP**



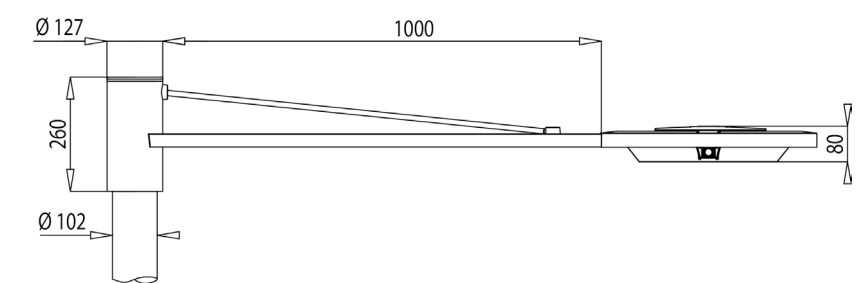
**ECORAYS TS**



**ECORAYS BR Ø60 / Ø70 / Ø76**



**ECORAYS BR Ø102**



**Temperatura di colore**  
Color Temperature

CRI ≥ 70  
2200K | 2700K | 3000K | 4000K

**\*Bianco dinamico**  
Tunable White

2200K 2700K 3000K

Possibilità di emettere differenti tonalità di luce da 2200K a 3000K.  
Altre configurazioni su richiesta.  
Possibility of emitting different colour temperatures from 2200K to 3000K.  
Other configurations on request.

**Certificazioni**  
Certifications



**Sistemi di controllo**  
Lighting Control Systems

F DA DAC FLC DALI Nema ZHAGA

**Colori disponibili**  
Available Colors

Grafite 01  
Graphite 01



Colori custom\*  
Custom colors



\*Su richiesta  
Upon request

**Flussi e potenze**  
Luminous flux and power





# ARYA

**Linee sinuose  
elevato comfort visivo**

*Sinuous lines high visual comfort*



**Como  
Reference**



**Norway  
Reference**

**La serie completa**  
*The complete series*

**ARYA TP**



**ARYA S | MPA**



**ARYA S | MZA**



**ARYA TS**



# Caratteristiche principali











Main Features



## Gruppo ottico


Available Optics



<p><b>STE-M/S</b></p>  <p>Ottica asimmetrica per illuminazione stradale extraurbana. <i>Asymmetrical optic for suburban street lighting.</i></p>	<p><b>STA</b></p>  <p>Ottica asimmetrica per illuminazione di strade larghe urbane e ciclopedonale. <i>Asymmetrical optic for wide urban road and cycle-path lighting.</i></p>
<p><b>STU-M/S</b></p>  <p>Ottica asimmetrica per illuminazione stradale, urbana e ciclopedonale. <i>Asymmetrical optic for street, urban and cycle-path lighting.</i></p>	<p><b>S</b></p>  <p>Ottica simmetrica per illuminazione urbana e aree verdi. <i>Symmetrical optic for urban lighting and green areas.</i></p>
<p><b>STW</b></p>  <p>Ottica asimmetrica per illuminazione di strade larghe e urbane e extraurbane. <i>Asymmetrical optic for wide urban and suburban road lighting.</i></p>	<p><b>HC-S</b></p>  <p>Ottica Hyper Comfort simmetrica per illuminazione urbana e aree verdi. <i>Symmetrical Hyper Comfort optic for urban and green areas lighting.</i></p>
<p><b>SV</b></p>  <p>Ottica asimmetrica per illuminazione di strade urbane molto strette. <i>Asymmetrical optic for very narrow urban streets.</i></p>	<p><b>HC-ST</b></p>  <p>Ottica Hyper Comfort asimmetrica per illuminazione urbana e aree verdi. <i>Asymmetrical Hyper Comfort optic for urban and green areas lighting.</i></p>
<p><b>S05/S07</b></p>  <p>Ottica asimmetrica per illuminazione stradale, urbana e aree verdi. <i>Asymmetrical optic for street, urban and green areas lighting.</i></p>	<p><b>TS</b></p>  <p>Ottica simmetrica per illuminazione a centro strada. <i>Symmetrical optic for center street lighting.</i></p>


<!-- This content is merged into the previous block for better readability -->

**Classe di isolamento**  
Insulation class



II, I

**Grado di protezione**  
Protection Degree



IP66 | IK08 totale  
IP66 | IK08 total

**Peso**  
Weight

ARYA S: 7kg  
ARYA TP: 7.5kg

**Superficie esposta**  
Exposed surface

ARYA TP | Laterale side: 0.05m<sup>2</sup> – Pianta top: 0.17m<sup>2</sup>  
ARYA S | Laterale side: 0.03m<sup>2</sup> – Pianta top: 0.17m<sup>2</sup>

**Montaggio**  
Mounting

TP: testa palo Ø60mm ÷ Ø76mm  
S: sospeso su braccio dedicato MPA | MZA  
TS: sospeso su cavo Ø5-12mm  
In opzione: adattatore per attacco 1/2" GAS

TP: post top Ø60mm ÷ Ø76mm  
S: suspended on dedicated bracket MPA | MZA  
TS: cable suspended installation on Ø5-12mm rope  
Optional: adapter for 1/2" GAS connection

**Temperatura di esercizio**  
Operating Temperature

-40°C / +50°C

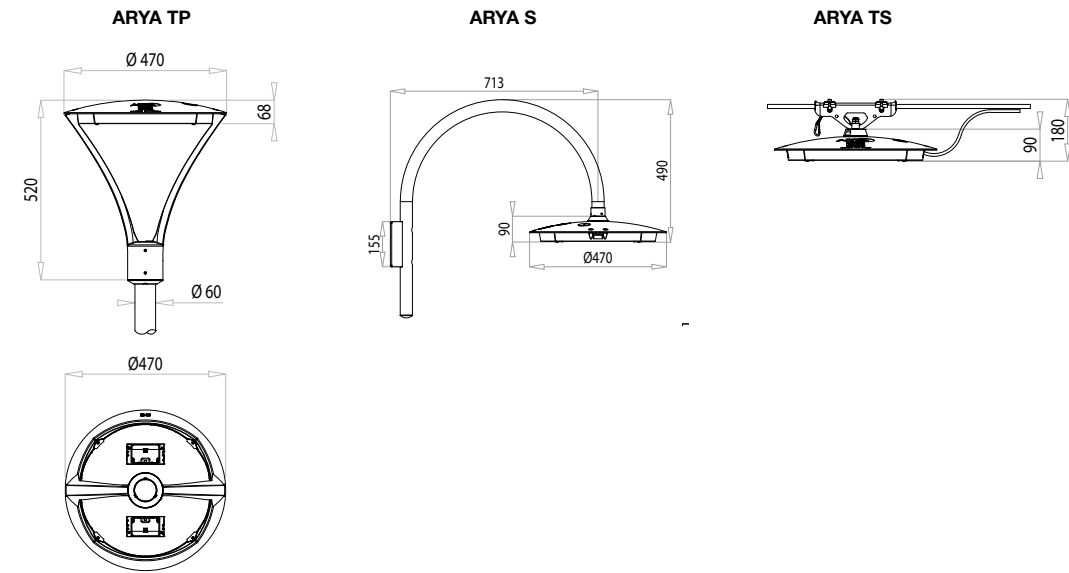
**Protezione sovratensioni**  
Surge Protection

Fino a 12 kV  
Up to 12 kV

Per i dati aggiornati consultare il sito AEC  
For updated data please check on AEC website

## Sistemi di installazione

Installation systems



**Temperatura di colore**  
Color Temperature

CRi ≥ 70  
2200K | 2700K | 3000K | 4000K

**Sistemi di controllo**  
Lighting Control Systems

F DA DAC FLC ZHAGA

**Certificazioni**  
Certifications

**Colori disponibili**  
Available Colors

Grafite 01 Colori custom\* Custom colors \*Su richiesta  
Upon request

**Flussi e potenze**  
Luminous flux and power





# Story

**Riconosciuto e approvato  
da ADSA Australian Dark Sky**

*Recognized and approved  
from ADSA Australian Dark Sky Alliance*



**La serie completa**  
*The complete series*

**STORY TP**



**STORY S**



**STORY AM**



# Caratteristiche principali

Main Features

# Story



**Gruppo ottico**  
Available Optics



**HC-S**



Ottica Hyper Comfort simmetrica per illuminazione urbana e aree verdi.  
*Symmetrical Hyper Comfort optic for urban and green areas lighting.*

**HC-ST**



Ottica Hyper Comfort asimmetrica per illuminazione urbana e aree verdi.  
*Asymmetrical Hyper Comfort optic for urban and green areas lighting.*

**S05**



Ottica asimmetrica per illuminazione stradale, urbana e aree verdi.  
*Asymmetrical optic for street, urban and green areas lighting.*

**S**



Ottica simmetrica per illuminazione urbana e aree verdi.  
*Symmetrical optic for urban lighting and green areas.*

**Classe di isolamento**  
Insulation class



II, I

**Grado di protezione**  
Protection Degree



IP66 | IK08 totale  
*IP66 | IK08 total*

**Peso**  
Weight

Max 10 kg

**Superficie esposta**  
Exposed surface

Laterale: 0.07m<sup>2</sup> – Pianta: 0.15m<sup>2</sup>  
*Side: 0.07m<sup>2</sup> – Top: 0.15m<sup>2</sup>*

**Montaggio**  
Mounting

TP: installazione testa palo Ø60mm (Ø76mm in opzione)  
S: installazione a sospensione su bracci 1/2" GAS

TP: post top installation Ø60mm (Ø76mm in option)  
S: Suspended installation on bracket 1/2" GAS

**Temperatura di esercizio**  
Operating Temperature

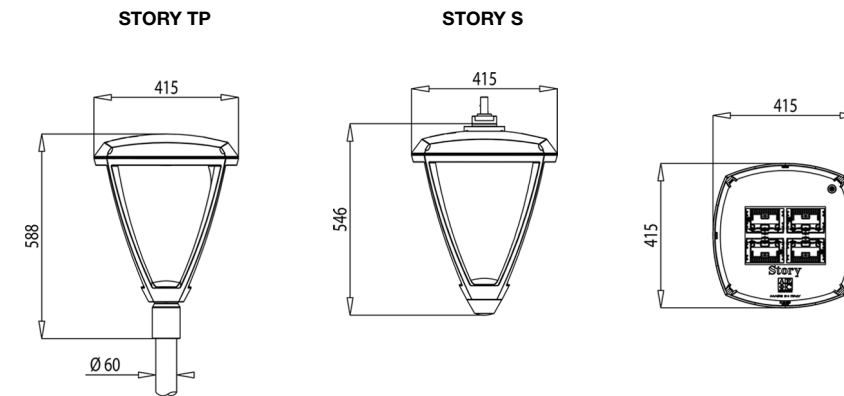
-40°C / +50°C

**Protezione sovratensioni**  
Surge Protection

Fino a 10 kV  
*Up to 10 kV*

Per i dati aggiornati consultare il sito AEC  
*For updated data please check on AEC website*

**Sistemi di installazione**  
Installation systems



**Temperatura di colore**  
Color Temperature

CRI ≥ 70  
4000K (3000K in opzione *optional*)

**Sistemi di controllo**  
Lighting Control Systems

F DA DAC FLC Nema ZHAGA

**Certificazioni**  
Certifications



**Colori disponibili**  
Available Colors

Grafite 01  
*Graphite 01*



Colori custom\*  
*Custom colors*



\*Su richiesta  
*Upon request*

**Flussi e potenze**  
Luminous flux and power



**STORY**  
Ottica Hyper Comfort  
*Hyper Comfort optic*



**STORY**  
Ottica TRIO  
*TRIO optic*



# SOLED

**Riconosciuto e approvato  
da ADSA Australian Dark Sky**

*Recognized and approved  
from ADSA Australian Dark Sky Alliance*



**Bulgaria  
Reference**



# Caratteristiche principali

Main Features

SOLED



**Gruppo ottico**  
Available Optics



**STE-M/S**



Ottica asimmetrica per illuminazione stradale extraurbana.  
Asymmetrical optic for suburban street lighting.

**STU-M/S**



Ottica asimmetrica per illuminazione stradale, urbana e ciclopedonale.  
Asymmetrical optic for street, urban and cycle-path lighting.

**STW**



Ottica asimmetrica per illuminazione di strade larghe e urbane e extraurbane.  
Asymmetrical optic for wide urban and suburban road lighting.

**S05**



Ottica asimmetrica per illuminazione stradale, urbana e aree verdi.  
Asymmetrical optic for street, urban and green areas lighting.

**S**




Ottica simmetrica per illuminazione urbana e aree verdi.  
Symmetrical optic for urban lighting and green areas.

**Classe di isolamento**  
Insulation class



II, I

**Grado di protezione**  
Protection Degree



IP66 | IK08  
IP66 | IK08

**Peso**  
Weight

9 kg

**Superficie esposta**  
Exposed surface

Laterale: 0.07m<sup>2</sup> – Pianta: 0.25m<sup>2</sup>  
Side: 0.07m<sup>2</sup> – Top: 0.25m<sup>2</sup>

**Montaggio**  
Mounting

TP: Testa palo Ø60mm  
TP: Post-top Ø60mm

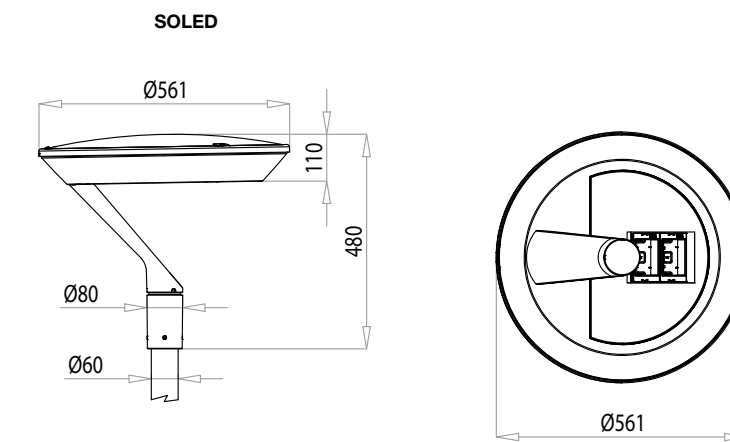
**Temperatura di esercizio**  
Operating Temperature

-40°C / +35°C

**Protezione sovratensioni**  
Surge Protection

Fino a 10 kV  
Up to 10 kV

**Dimensioni**  
Dimensions



**Temperatura di colore**  
Color Temperature

CRI ≥ 70  
4000K (3000K in opzione optional)

**Sistemi di controllo**  
Lighting Control Systems

F DA DAC FLC

**Certificazioni**  
Certifications



**Colori disponibili**  
Available Colors

Grafite 01  
Graphite 01



Colori custom\*  
Custom colors



\*Su richiesta  
Upon request

**Flussi e potenze**  
Luminous flux and power






# ARTELYS

**Forme classiche  
design italiano**

*Classic shapes  
Italian design*



**Norway**  
Reference



**Florence**  
Reference

**La serie completa**  
*The complete series*

**ARTELYS 350**



**ARTELYS 460**



# Caratteristiche principali

Main Features



## Gruppo ottico



### STE-M/S



Ottica asimmetrica per illuminazione stradale extraurbana.  
Asymmetrical optic for suburban street lighting.

### SV/SV2



Ottica asimmetrica per illuminazione di strade urbane molto strette.  
Asymmetrical optic for very narrow urban streets.

### STU-M/S



Ottica asimmetrica per illuminazione stradale, urbana e ciclopedonale.  
Asymmetrical optic for street, urban and cycle-path lighting.

### S05



Ottica asimmetrica per illuminazione stradale, urbana e aree verdi.  
Asymmetrical optic for street, urban and green areas lighting.

### STW



Ottica asimmetrica per illuminazione di strade larghe e urbane e extraurbane.  
Asymmetrical optic for wide urban and suburban road lighting.

### S




Ottica simmetrica per illuminazione urbana e aree verdi.  
Symmetrical optic for urban lighting and green areas.

### OP/DX



Ottica asimmetrica sinistra per attraversamenti pedonali.  
Asymmetrical optic for pedestrian crossings.

### TS



Ottica simmetrica per illuminazione a centro strada.  
Symmetrical optic for center street lighting.

### OP/SX



Ottica asimmetrica destra per attraversamenti pedonali.  
Asymmetrical optic for pedestrian crossings.

## Classe di isolamento



II, I

## Grado di protezione



IP66 | IK08

## Peso

ARTELYS 350: max 5.8 kg  
ARTELYS 460: max 8.8 kg

## Superficie esposta

ARTELYS 350 | Laterale side: 0.08m<sup>2</sup> – Pianta top: 0.10m<sup>2</sup>  
ARTELYS 460 | Laterale side: 0.13m<sup>2</sup> – Pianta top: 0.17m<sup>2</sup>

## Montaggio

S: Installazione sospesa attacco 1/2" GAS  
(installazione tipica con mensola MG TP Ø60-76mm)  
TS: installazione sospesa su cavo a centro strada

S: Suspended installation with 1/2" GAS connection  
(typical installation with MG TP shelf Ø60-76mm)  
TS: cable suspended installation on the center of the street

## Temperatura di esercizio

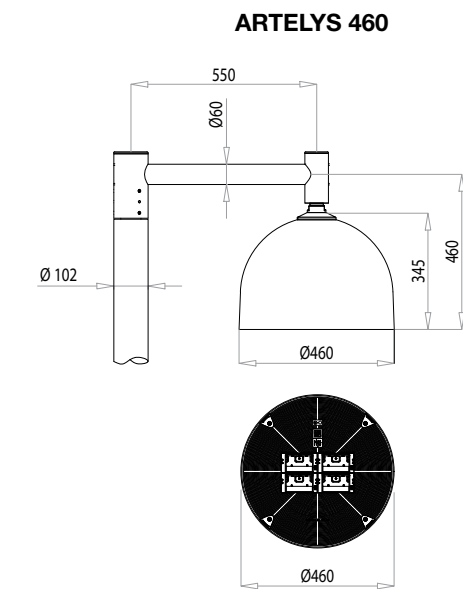
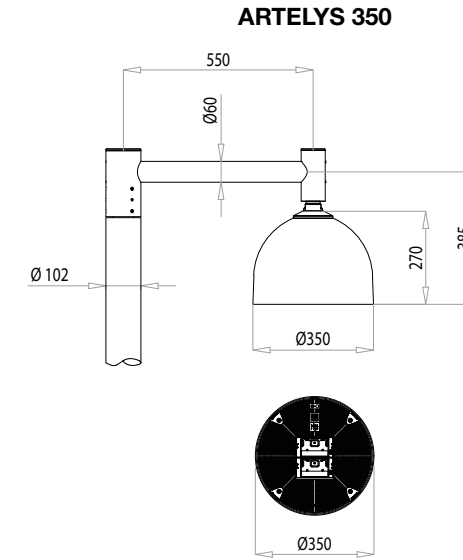
-40°C / +50°C

## Protezione sovratensioni

Fino a 10 kV  
Up to 10 kV

Per i dati aggiornati consultare il sito AEC  
For updated data please check on AEC website

## Dimensioni



## Temperatura di colore

CRI ≥ 70  
4000K (3000K in opzione optional)

## Sistemi di controllo

F DA DAC FLC DALI ZHAGA

## Certificazioni



## Colori disponibili

Grafite 01  
Graphite 01



Colori custom\*  
Custom colors



\*Su richiesta  
Upon request

## Flussi e potenze



ARTELYS 350



ARTELYS 460




# ARTELYS

DECO

**Valorizza il panorama urbano**

*Enhance the urban landscape*



**Italy**  
Reference

**La serie completa**  
*The complete series*

ARTELYS DECO 350



ARTELYS DECO 460



# Caratteristiche principali


Main Features



**Gruppo ottico**  
Available Optics



**STE-M/S**



Ottica asimmetrica per illuminazione stradale extraurbana.  
Asymmetrical optic for suburban street lighting.

**STU-M/S**



Ottica asimmetrica per illuminazione stradale, urbana e ciclopedonale.  
Asymmetrical optic for street, urban and cycle-path lighting.

**STW**



Ottica asimmetrica per illuminazione di strade larghe e urbane e extraurbane.  
Asymmetrical optic for wide urban and suburban road lighting.

**OP/DX**



Ottica asimmetrica sinistra per attraversamenti pedonali.  
Asymmetrical optic for pedestrian crossings.

**OP/SX**



Ottica asimmetrica destra per attraversamenti pedonali.  
Asymmetrical optic for pedestrian crossings.

**SV/SV2**



Ottica asimmetrica per illuminazione di strade urbane molto strette.  
Asymmetrical optic for very narrow urban streets.

**S05**



Ottica asimmetrica per illuminazione stradale, urbana e aree verdi.  
Asymmetrical optic for street, urban and green areas lighting.

**S**



Ottica simmetrica per illuminazione urbana e aree verdi.  
Symmetrical optic for urban lighting and green areas.

**TS**



Ottica simmetrica per illuminazione a centro strada.  
Symmetrical optic for center street lighting.

**Classe di isolamento**  
Insulation class



II, I

**Grado di protezione**  
Protection Degree



IP66 | IK08

**Peso**  
Weight

ARTELYS DECO 350: max 6.5 kg  
ARTELYS DECO 460: max 9.7 kg

**Superficie esposta**  
Exposed surface

ARTELYS DECO 350 | Laterale side: 0.09m<sup>2</sup> – Pianta top: 0.10m<sup>2</sup>  
ARTELYS DECO 460 | Laterale side: 0.15m<sup>2</sup> – Pianta top: 0.17m<sup>2</sup>

**Montaggio**  
Mounting

S: Installazione sospesa attacco 1/2" GAS  
(installazione tipica con mensola MG TP Ø60-76mm)  
TS: installazione sospesa su cavo a centro strada

S: Suspended installation with 1/2" GAS connection  
(typical installation with MG TP shelf Ø60-76mm)  
TS: cable suspended installation on the center of the street

**Temperatura di esercizio**  
Operating Temperature

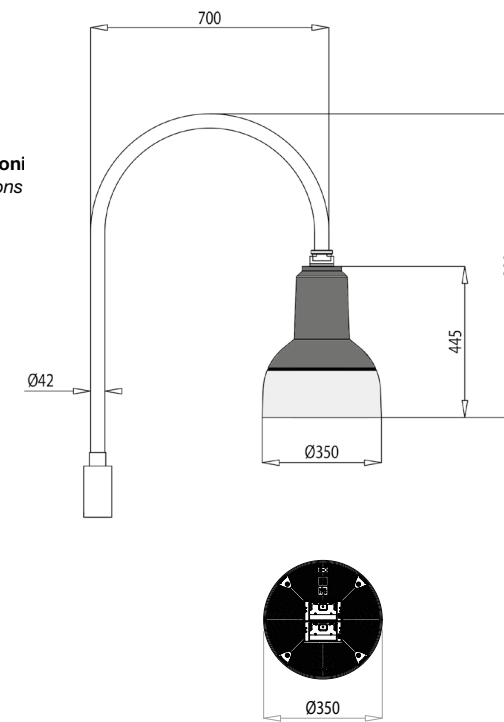
-40°C / +50°C

**Protezione sovratensioni**  
Surge Protection

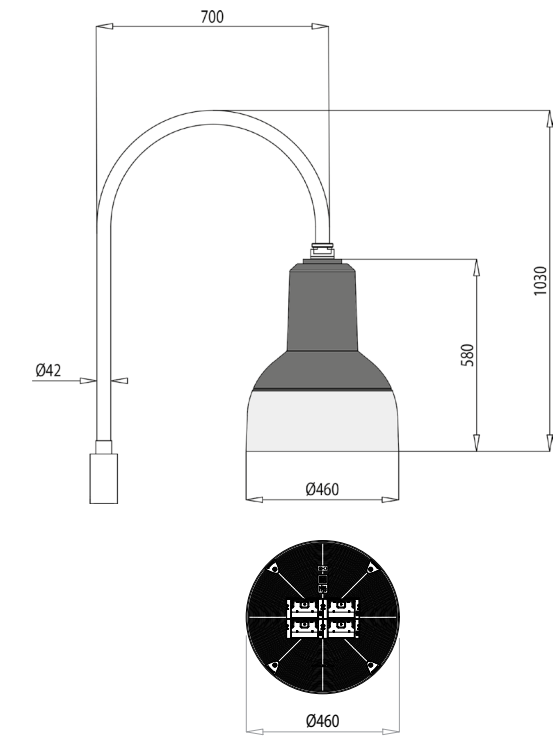
Fino a 10 kV  
Up to 10 kV

Per i dati aggiornati consultare il sito AEC  
For updated data please check on AEC website

**Dimensioni**  
Dimensions



ARTELYS DECO 350



ARTELYS DECO 460



**Temperatura di colore**  
Color Temperature

CRI ≥ 70  
4000K (3000K in opzione optional)

**Sistemi di controllo**  
Lighting Control Systems

F DA DAC FLC ZHAGA

**Certificazioni**  
Certifications



**Colori disponibili**  
Available Colors

Grafite 01  
Graphite 01




Colori custom\*  
Custom colors



\*Su richiesta  
Upon request

**Flussi e potenze**  
Luminous flux and power



ARTELYS DECO 350




ARTELYS DECO 460



# ARMONIA

## L'evoluzione moderna degli apparecchi classici per la pubblica illuminazione

*The modern evolution of classic public lighting fixtures*



**La serie completa**  
*The complete series*

**ARMONIA MINI**



**ARMONIA 1**



**ARMONIA 2**



**ARMONIA TS**



# Caratteristiche principali

Main Features


ARMONIA



**Gruppo ottico**  
Available Optics



**STE-M/S**




Ottica asimmetrica per illuminazione stradale extraurbana.  
Asymmetrical optic for suburban street lighting.

**STU-M/S**



Ottica asimmetrica per illuminazione stradale, urbana e ciclopedonale.  
Asymmetrical optic for street, urban and cycle-path lighting.

**STW**



Ottica asimmetrica per illuminazione di strade larghe e urbane e extraurbane.  
Asymmetrical optic for wide urban and suburban road lighting.

**S05**



Ottica asimmetrica per illuminazione stradale, urbana e aree verdi.  
Asymmetrical optic for street, urban and green areas lighting.

**TS**




Ottica simmetrica per illuminazione a centro strada.  
Symmetrical optic for center street lighting.

**Classe di isolamento**  
Insulation class



II, I

**Grado di protezione**  
Protection Degree



IP66 | IK08

**Peso**  
Weight

Armonia 1: 11kg  
Armonia 2: 11.5kg  
Armonia Mini: 10kg

**Superficie esposta**  
Exposed surface

Armonia 1 | Laterale side: 0.09m<sup>2</sup> – Pianta top: 0.31m<sup>2</sup>  
Armonia 2 | Laterale side: 0.14m<sup>2</sup> – Pianta top: 0.31m<sup>2</sup>  
Armonia Mini | Laterale side: 0.08m<sup>2</sup> – Pianta top: 0.24m<sup>2</sup>

**Montaggio**  
Mounting

Armonia 1 / Armonia 2 / Armonia Mini:  
Installazione sospesa su bracci  
MA - MK/S - MP - MG (1/2" GAS)  
TS: installazione sospesa su cavo a centro strada

Installation suspended on brackets  
MA - MK/S - MP - MG (1/2" GAS)  
TS: Suspended on cable installation in the center of the street

**Temperatura di esercizio**  
Operating Temperature

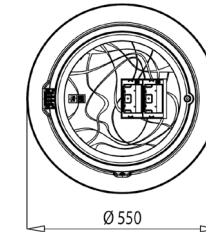
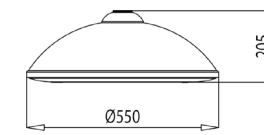
-40°C / +35°C

**Protezione sovratensioni**  
Surge Protection

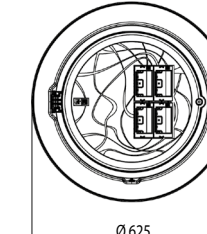
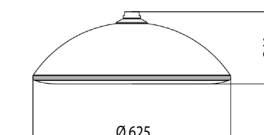
Fino a 10 kV  
Up to 10 kV

**Dimensioni**  
Dimensions

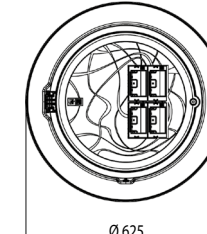
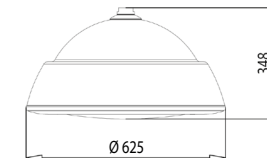
**ARMONIA MINI**



**ARMONIA 1**



**ARMONIA 2**



**Temperatura di colore**  
Color Temperature

CRI ≥ 70  
4000K (3000K in opzione optional)

**Sistemi di controllo**  
Lighting Control Systems

F DA DAC FLC

**Certificazioni**  
Certifications



**Colori disponibili**  
Available Colors

Grafite 01  
Graphite 01




Colori custom\*  
Custom colors



\*Su richiesta  
Upon request

**Flussi e potenze**  
Luminous flux and power



**ARMONIA MINI**  
Due moduli LED  
Two LED modules



**ARMONIA 1**  
Quattro moduli LED  
Four LED modules



**ARMONIA 2**  
Quattro moduli LED  
Four LED modules

Per i dati aggiornati consultare il sito AEC  
For updated data please check on AEC website





## Crea una identità visiva dello spazio attraverso pali dedicati

*Create a visual identity of the space through dedicated poles*



La serie completa  
*The complete series*

DELOS 1



DELOS 2



Norway  
Reference



# Caratteristiche principali


Main Features



**Gruppo ottico**  
Available Optics



**STE-M/S**



Ottica asimmetrica per illuminazione stradale extraurbana.  
Asymmetrical optic for suburban street lighting.

**STU-M/S**



Ottica asimmetrica per illuminazione stradale, urbana e ciclopedonale.  
Asymmetrical optic for street, urban and cycle-path lighting.

**STW**



Ottica asimmetrica per illuminazione di strade larghe e urbane e extraurbane.  
Asymmetrical optic for wide urban and suburban road lighting.

**S05**



Ottica asimmetrica per illuminazione stradale, urbana e aree verdi.  
Asymmetrical optic for street, urban and green areas lighting.

**OP/DX**



Ottica asimmetrica sinistra per attraversamenti pedonali.  
Asymmetric optic for pedestrian crossings.

**Classe di isolamento**  
Insulation class



II, I

**Grado di protezione**  
Protection Degree



IP66 | IK08

**Peso**  
Weight

DELOS 1: max 10.5Kg  
DELOS 2: max 12 Kg

**Superficie esposta**  
Exposed surface

DELOS 1 | Laterale side: 0.07m<sup>2</sup> – Pianta top: 0.24m<sup>2</sup>  
DELOS 2 | Laterale side: 0.10m<sup>2</sup> – Pianta top: 0.31m<sup>2</sup>

**Montaggio**  
Mounting

S: Installazione sospesa su bracci MPD  
S: Suspended installation on MPD brackets

**Temperatura di esercizio**  
Operating Temperature


-40°C / +35°C

**Protezione sovratensioni**  
Surge Protection

Fino a 10 kV  
Up to 10 kV

**Pali dedicati**  
Dedicated poles

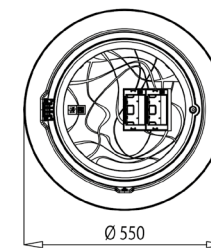
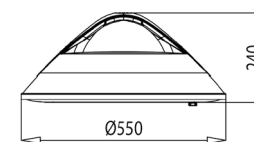
Serie Decorativo Delos pag.282



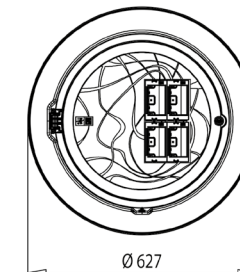
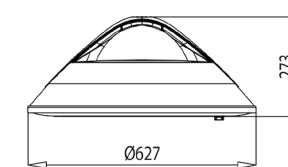
Per i dati aggiornati consultare il sito AEC  
For updated data please check on AEC website

**Dimensioni**  
Dimensions

**DELOS 1**



**DELOS 2**



**Temperatura di colore**  
Color Temperature

CRI ≥ 70  
4000K (3000K in opzione optional)

**Sistemi di controllo**  
Lighting Control Systems

F DA DAC FLC

**Certificazioni**  
Certifications



**Colori disponibili**  
Available Colors

Grafite 01  
Graphite 01



Colori custom\*  
Custom colors

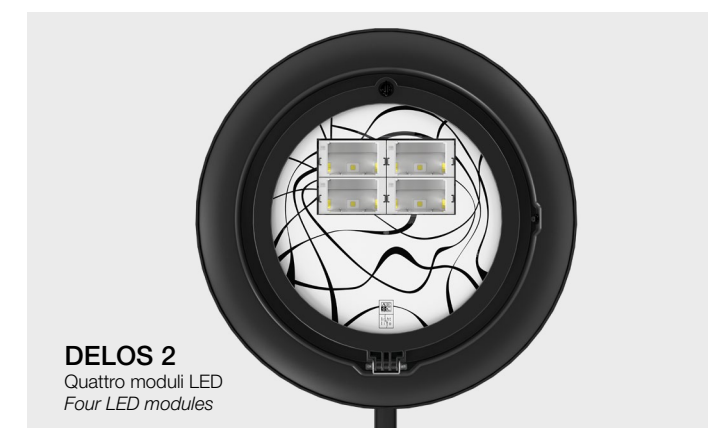


\*Su richiesta  
Upon request

**Flussi e potenze**  
Luminous flux and power



**DELOS 1**  
Due moduli LED  
Two LED modules



**DELOS 2**  
Quattro moduli LED  
Four LED modules



# REVELAMPE

**Forma classica e tradizionale  
ideale per contesti storici**

*Classic and traditional shape  
Ideal for historical contexts*



**La serie completa**  
*The complete series*

**REVELAMPE LL32**



**REVELAMPE LL32**



**REVELAMPE LL35**



**REVELAMPE LR55**



**Australia**  
Reference



**Italy**  
Reference

# Caratteristiche principali

Main Features

REVELAMPE



**Gruppo ottico**  
Available Optics



**STE-M/S**



Ottica asimmetrica per illuminazione stradale extraurbana.  
Asymmetrical optic for suburban street lighting.

**STU-M/S**



Ottica asimmetrica per illuminazione stradale, urbana e ciclopedonale.  
Asymmetrical optic for street, urban and cycle-path lighting.

**STW**



Ottica asimmetrica per illuminazione di strade larghe e urbane e extraurbane.  
Asymmetrical optic for wide urban and suburban road lighting.

**S05**



Ottica asimmetrica per illuminazione stradale, urbana e aree verdi.  
Asymmetrical optic for street, urban and green areas lighting.

**Classe di isolamento**  
Insulation class



II, I

**Grado di protezione**  
Protection Degree



IP66 | IK08

**Peso**  
Weight

REVELAMPE LL32: max 8 Kg  
REVELAMPE LL35: max 11.5 Kg  
REVELAMPE LR55: max 10.5 Kg

**Superficie esposta**  
Exposed surface

REVELAMPE LL32 | Laterale side: 0.09m<sup>2</sup> – Pianta top: 0.2m<sup>2</sup>  
REVELAMPE LL35 | Laterale side: 0.12m<sup>2</sup> – Pianta top: 0.28m<sup>2</sup>  
REVELAMPE LR55 | Laterale side: 0.12m<sup>2</sup> – Pianta top: 0.23m<sup>2</sup>

**Montaggio**  
Mounting

S: Installazione sospesa bracci MA - MK/S - MP - MG - RL (1/2" GAS)  
S: Suspended installation on MA - MK/S - MP - MG - RL (1/2" GAS) brackets

**Schermo**  
Screen

Vetro piano (standard)  
Flat glass (standard)

Schermo a goccia in metacrilato trasparente (optional)  
Transparent methacrylate teardrop screen (optional)

**Temperatura di esercizio**  
Operating Temperature

-40°C / +35°C

**Protezione sovratensioni**  
Surge Protection

Fino a 10 kV  
Up to 10 kV

**Pali dedicati**  
Dedicated poles

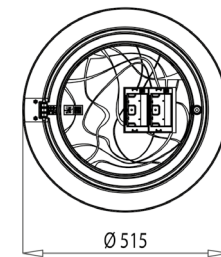
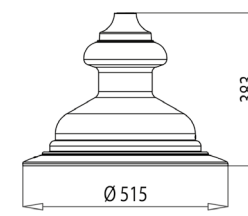
Serie Decorativo Revelampe pag. 284



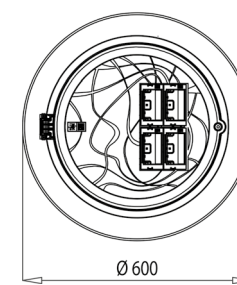
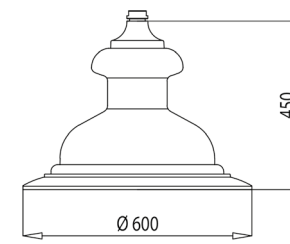
Per i dati aggiornati consultare il sito AEC  
For updated data please check on AEC website

**Dimensioni**  
Dimensions

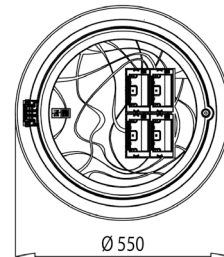
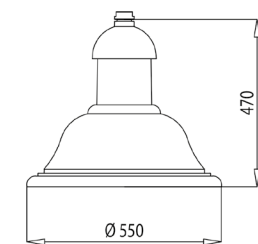
REVELAMPE LL32



REVELAMPE LL35



REVELAMPE LR55



**Temperatura di colore**  
Color Temperature

CRI ≥ 70  
4000K (3000K in opzione optional)

**Sistemi di controllo**  
Lighting Control Systems

F DA DAC FLC

**Certificazioni**  
Certifications



**Colori disponibili**  
Available Colors

Grafite 01  
Graphite 01



Colori custom\*  
Custom colors



\*Su richiesta  
Upon request

**Flussi e potenze**  
Luminous flux and power



**LL 32**  
Due moduli LED  
Two LED modules



**LL 35**  
Quattro moduli LED  
Four LED modules



**LR 55**  
Quattro moduli LED  
Four LED modules



# GOBLET

## Ideale per aree urbane e centri cittadini

*Ideal for urban areas and  
city centers*



Canary Island  
Reference



# Caratteristiche principali

Main Features

# GOBLET



**Gruppo ottico**  
Available Optics




**STE-M/S**



Ottica asimmetrica per illuminazione stradale extraurbana.  
Asymmetrical optic for suburban street lighting.

**STU-M/S**



Ottica asimmetrica per illuminazione stradale, urbana e ciclopedonale.  
Asymmetrical optic for street, urban and cycle-path lighting.

**STW**



Ottica asimmetrica per illuminazione di strade larghe e urbane e extraurbane.  
Asymmetrical optic for wide urban and suburban road lighting.

**S05**




Ottica asimmetrica per illuminazione stradale, urbana e aree verdi.  
Asymmetrical optic for street, urban and green areas lighting.

**Classe di isolamento**  
Insulation class



II, I

**Grado di protezione**  
Protection Degree



IP66 | IK08

**Peso**  
Weight

Max 11.5 Kg

**Superficie esposta**  
Exposed surface

Laterale: 0.15m<sup>2</sup> - Pianta: 0.31m<sup>2</sup>  
Side: 0.15m<sup>2</sup> - Top: 0.31m<sup>2</sup>

**Montaggio**  
Mounting

S: Installazione sospesa bracci MA - MK/S - MP - MG (1/2" GAS)  
S: Suspended installation on MA - MK/S - MP - MG (1/2" GAS) brackets

**Temperatura di esercizio**  
Operating Temperature

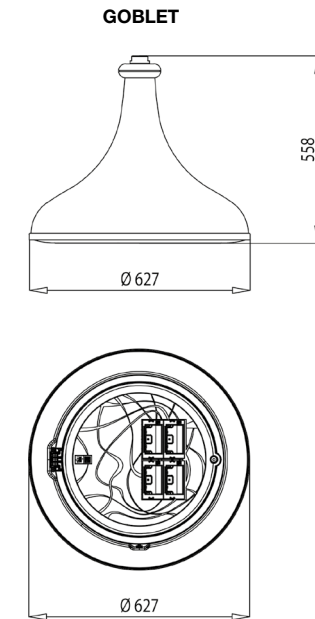
-40°C / +35°C

**Protezione sovratensioni**  
Surge Protection

Fino a 10 kV  
Up to 10 kV

Per i dati aggiornati consultare il sito AEC  
For updated data please check on AEC website

**Dimensioni**  
Dimensions



**Temperatura di colore**  
Color Temperature

CRI ≥ 70  
4000K (3000K in opzione optional)

**Sistemi di controllo**  
Lighting Control Systems

F DA DAC FLC

**Certificazioni**  
Certifications



**Colori disponibili**  
Available Colors

Grafite 01  
Graphite 01



Colori custom\*  
Custom colors



\*Su richiesta  
Upon request

**Flussi e potenze**  
Luminous flux and power







Milan



OS  
E  
L  
O  
S  
S





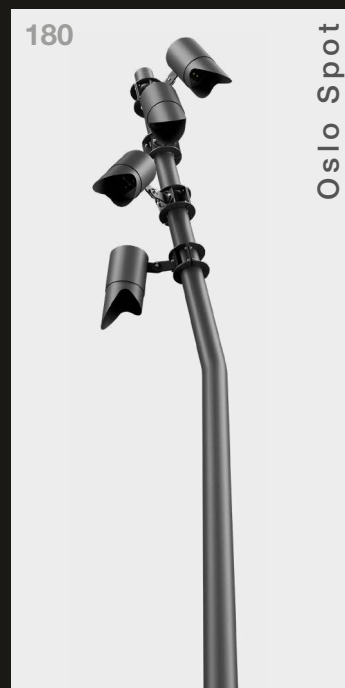



# floodlights



## product index

*Indice prodotti*

### Architettuale *Architectural*




### Tunnel stradali *Road Tunnels*




### Grandi aree *Wide Areas*



### Impianti sportivi *Sports Facilities*







# Architetturale

Architectural



# FALKO®



## Proiettore per illuminazione architeturale e d'accento

*Architectural and accent lighting floodlight*



Designed by Davide Oppizzi  
**DCUBE.SWISS**



**La serie completa**  
*The complete series*



FALKO 1




FALKO 2



FALKO 3



FALKO 4

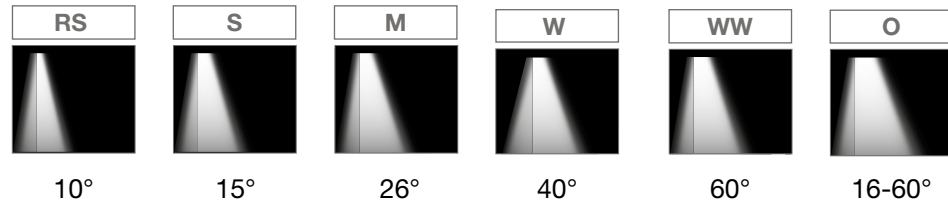


# Caratteristiche principali

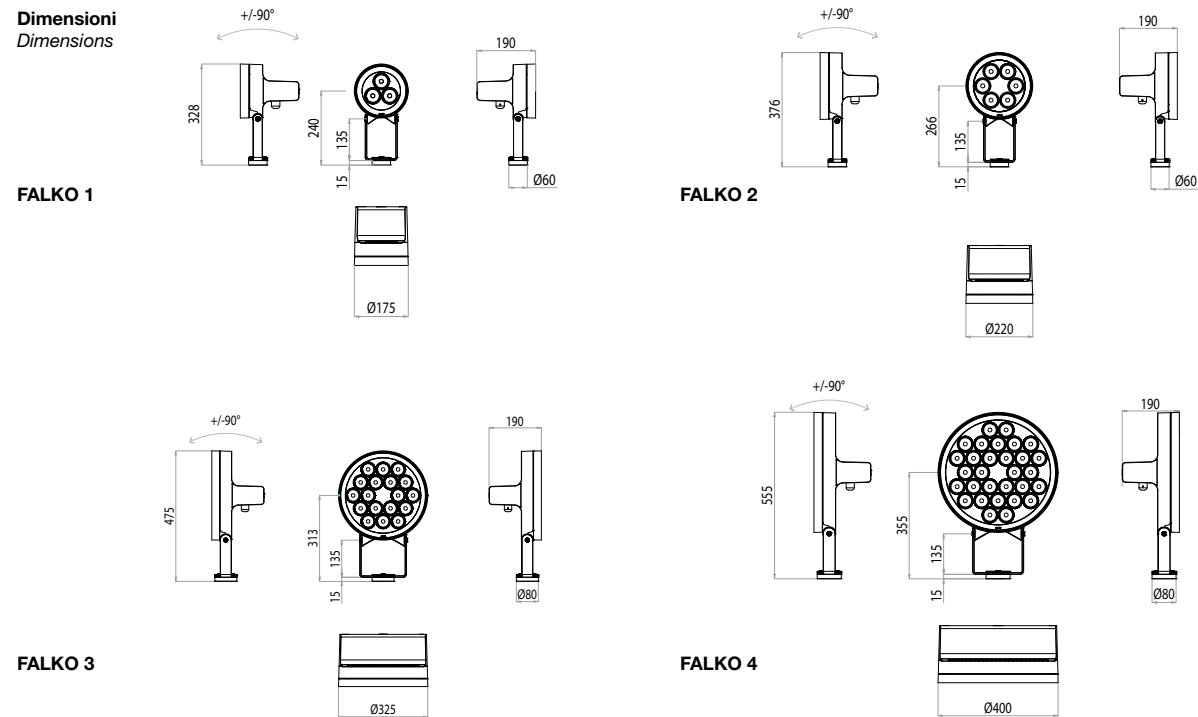
Main Features



Gruppo ottico  
Available Optics



Dimensioni  
Dimensions

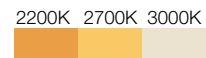


Temperatura di colore  
Color Temperature

CRI ≥ 80  
2200K(optional) | 2700K | 3000K | 4000K



\*Bianco dinamico  
Tunable White



Possibilità di emettere differenti tonalità di luce da 2200K a 3000K.  
Altre configurazioni su richiesta.  
Possibility of emitting different colour temperatures from 2200K to 3000K.  
Other configurations on request.

Certificazioni  
Certifications



Sistemi di controllo  
Lighting Control Systems

F DA DAC FLC DALI

Colore standard  
Standard color



Grafite 01  
Graphite 01

Colori optional  
Optional colors



RAL 6011 Toscana  
RAL 6020 Ottawa  
RAL 7034 Hamptons  
RAL 7022 Davos  
RAL 7032 Jura  
RAL 7003 Island  
RAL 1001 Oman  
RAL 9010 Fiji  
CORTEN Siena

Flussi e potenze  
Luminous flux and power



\*Su richiesta  
Upon request

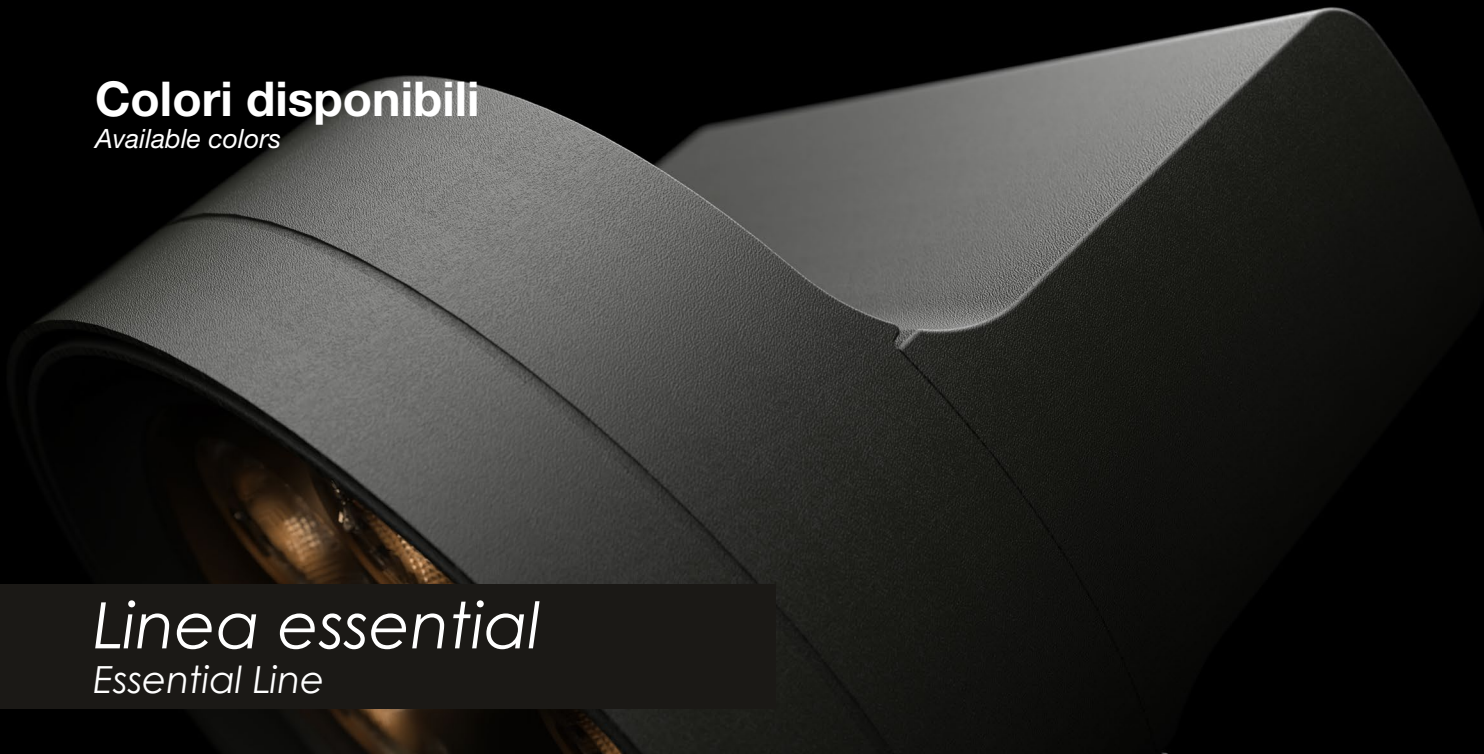
Per i dati aggiornati consultare il sito AEC  
For updated data please check on AEC website

# FALKO®

ENHANCE ARCHITECTURE



**Colori disponibili**  
Available colors



**Linea essential**  
Essential Line



**Linea terra**  
Ground Line



**Linea foglia**  
Leaf Line

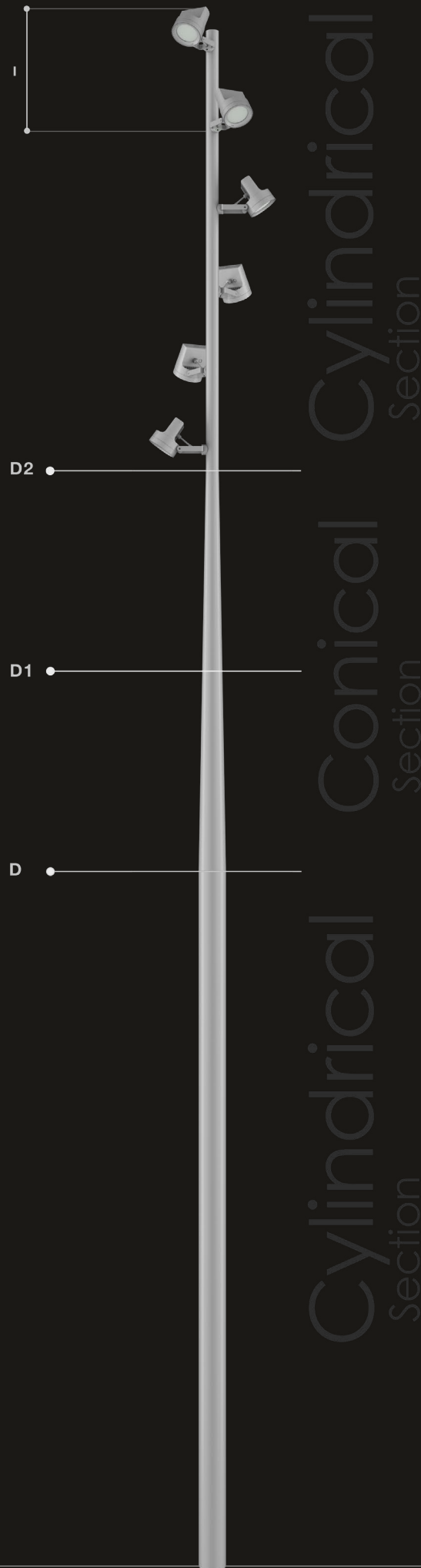
<b>AEC GRAFITE 01</b> STANDARD	<b>RAL 9010</b>	<b>AEC CORTEN</b>
<b>ETNA</b>	<b>FIJI</b>	<b>SIENA</b>
<b>La pietra di lava</b> <i>The lava stone</i>	<b>Sabbia calda chiara</b> <i>Light warm sand</i>	<b>Colore tipico dell'omonima città</b> <i>The typical color of the tuscan city</i>

<b>RAL 7022</b>	<b>RAL 7034</b>	<b>RAL 1001</b>	<b>RAL 7032</b>
<b>TERRA   DAVOS</b> GROUND   DAVOS	<b>TERRA   HAMPTONS</b> GROUND   HAMPTONS	<b>TERRA   OMAN</b> GROUND   OMAN	<b>TERRA   JURA</b> GROUND   JURA
<b>Pietra scura grigia delle montagne Grigioni</b> <i>Dark grey stone from the Grisons mountains</i>	<b>L'atmosfera delle hamptons USA tra sabbia scura grigia dell'oceano, legno e vegetazione</b> <i>The atmosphere of the Hamptons USA among dark grey sand of the ocean, wood and vegetation</i>	<b>La sabbia del deserto</b> <i>Desert sand</i>	<b>Pietra grigia chiara calda dello Jura Svizzero</b> <i>Light grey warm stone from the Swiss Jura</i>

<b>RAL 6011</b>	<b>RAL 6020</b>	<b>RAL 7003</b>
<b>VERDE CHIARO   TOSCANA</b> LIGHT GREEN   TUSCANY	<b>VERDE SCURO   OTTAWA</b> DARK GREEN   OTTAWA	<b>VERDE MARRONE   ISLAND</b> GREEN BROWN   ISLAND
<b>I colori più teneri delle foglie e la vegetazione del Sud Europa</b> <i>The softest colors of the leaves and vegetation of Southern Europe</i>	<b>Le grandi foreste verde scuro dei pini del Canada</b> <i>The large dark green pine forests of Canada</i>	<b>I colori della vegetazione Humus del nord</b> <i>The colors of the humus vegetation of the north</i>

# X-FORM

Pole Systems



## SERIE PALI X-FORM



**Pali multisezione laminati HSP in acciaio S 275** Verifica strutturale fino a zona 7 (160 Km/h)  
**JRM (FE 430) serie X-FORM. Sezione cilindrica e** (Per numero di apparecchi superiori consultare  
**conica disegnati per essere integrati in contesti** AEC Illuminazione)  
**architettonici di particolare rilievo.**

*HSP laminated multi-section steel poles in S 275 JRM* Structural verification up to zone 7 (160 km/h)  
*(FE 430) X-FORM series. Cylindrical and conical section* (For higher number of luminaires contact  
*designed to be integrated in architectural contexts of* AEC Illuminazione)  
*particular importance.*

MODELLO Model	H	H1	H2	H3	H4	H5	D Cilindrico Cylindrical	D1 Conico Conical	D2 Cilindrico Cylindrical	SPESSORE Thickness	I Interdist. Interdist.	N.App.Max N.Lumin.Max	Tipo Type
<b>X-FORM 6</b> X.FORM.127.3.60.3	6000	6800	1000	200	800	1900	127	127/60	60	3,6	330	6	Falko 1 Falko 2
<b>X-FORM 8</b> X.FORM.152.4.76.4	8000	8800	1000	200	800	2500	152	152/76	76	4	430	6	Falko 1 Falko 2 Falko 3
<b>X-FORM 10</b> X.FORM.193.4.102.4	10000	10800	1000	200	800	3100	193	193/102	102	4	530	6	Falko 1 Falko 2 Falko 3
												5	Falko 4

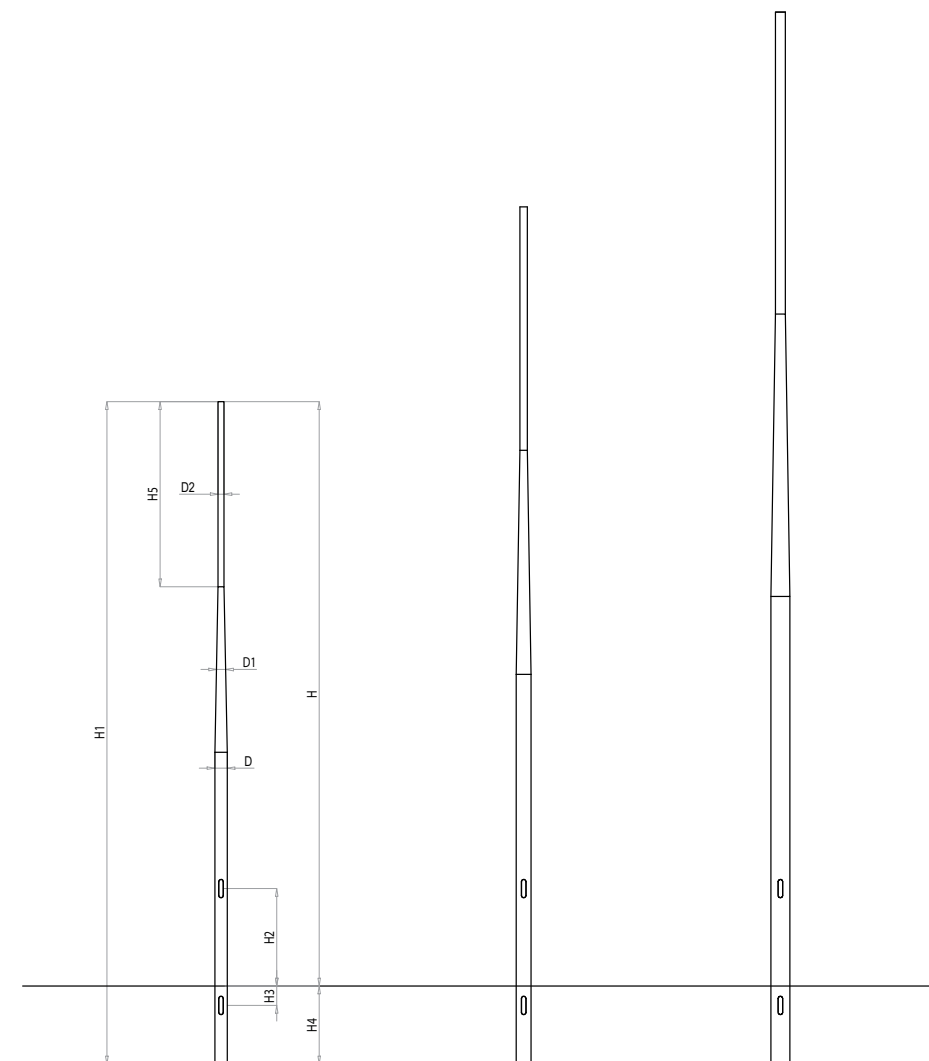
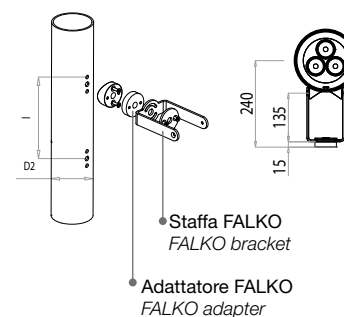
**PREDISPOSIZIONE MONTAGGIO  
 APPARECCHIO ESEGUITA CUSTOM SU  
 INDICAZIONE DEL CLIENTE**

*CUSTOM MOUNTING SET UP OF THE  
 LIGHTING FIXTURE ACCORDING TO THE  
 CUSTOMER'S NEEDS*

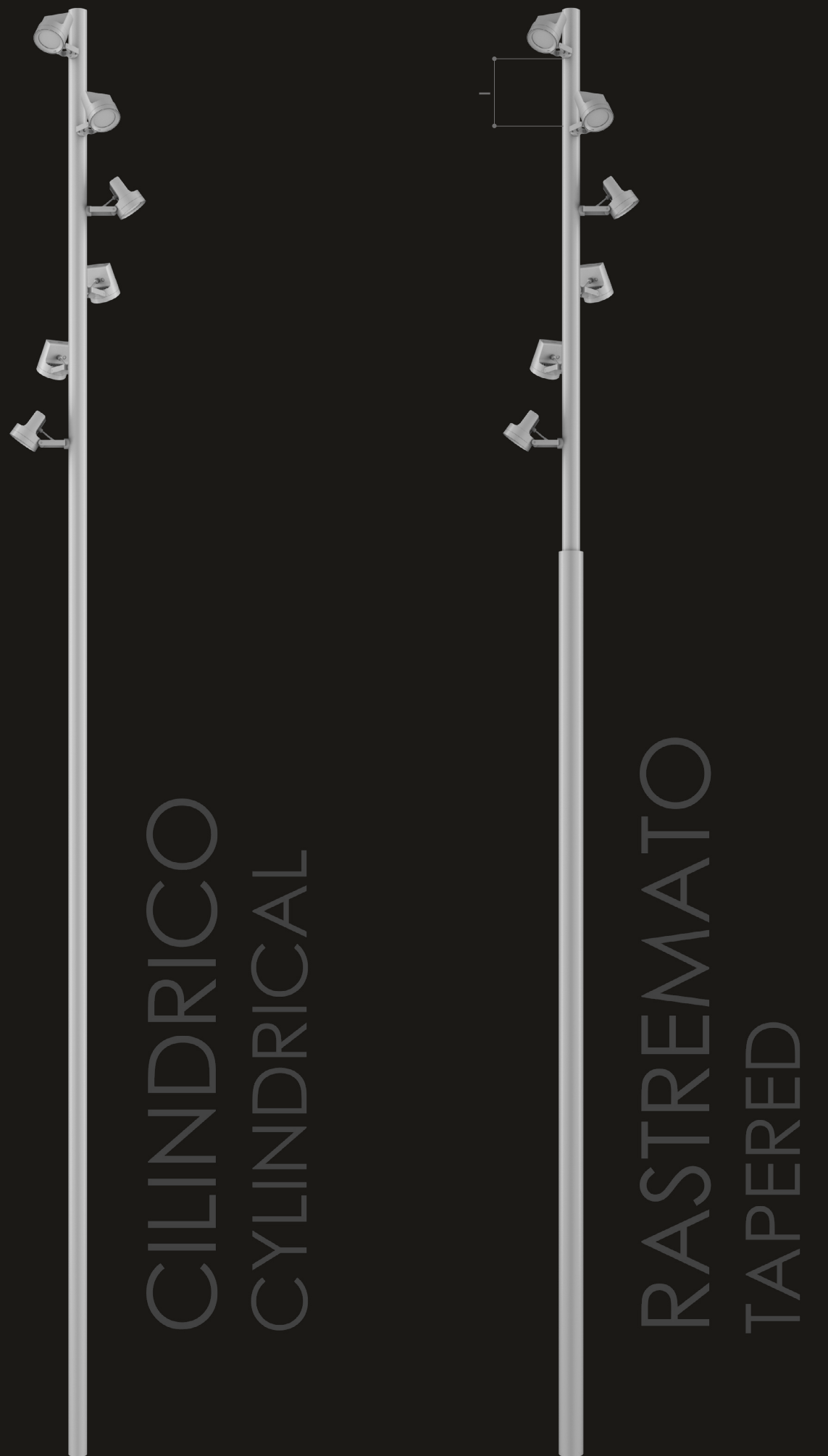
**CODICE LAVORAZIONE PER OGNI  
 APPARECCHIO**

*PROCESSING CODE FOR EVERY  
 LUMINAIRE*

**LAV.01**







CILINDRICO  
CYLINDRICAL

RASTREMATO  
TAPERED

# SERIE PALI CILINDRICO E RASTREMATO

**Pali in acciaio a sezione cilindrica o cilindrico-rastremata composto da elementi tubolari saldati in sequenza.** **Verifica strutturale fino a zona 7 (160 Km/h)** (Per numero di apparecchi superiori consultare AEC Illuminazione)

*Steel poles with cylindrical or cylindrical-tapered section composed of tubular elements welded in sequence.* *Structural verification up to zone 7 (160 km/h)* (For higher number of luminaires contact AEC Illuminazione)

MODELLO MODEL	H	H1	H2	H3	H4	D	D1	I	N. PCS FALKO 1	N. PCS FALKO 2	N. PCS FALKO 3	N. PCS FALKO 4
C.102.3.5500	5500	6000	1000	200	500	Ø102		330	6	6	3	2
C.127.3.6000	6000	6800	1000	200	800	Ø127		330	8	8	5	4
C.127.3.7000	7000	7800	1000	200	800	Ø127		330	8	6	4	2
C.127.3.8000	8000	8800	1000	200	800	Ø127		430	6	4	2	1
R.127.3.102.3.7000	7000	7800	1000	200	800	Ø127	Ø102	330	7	6	4	2
R.139.3.102.3.8000	8000	8800	1000	200	800	Ø139	Ø102	430	7	6	3	2
R.139.3.102.3.9000	9000	9800	1000	200	800	Ø139	Ø102	530	5	4	2	1
R.159.3.102.3.10000	10000	10800	1000	200	800	Ø159	Ø102	530	6	5	2	2

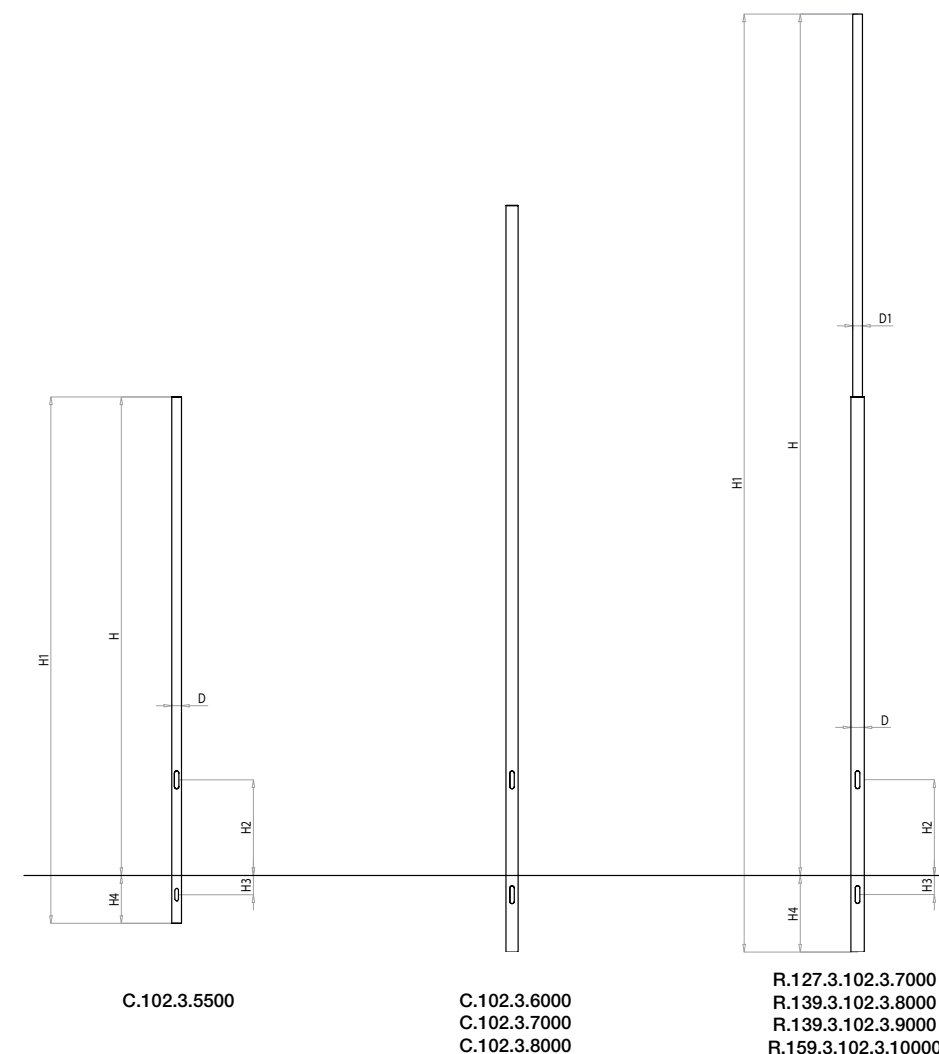
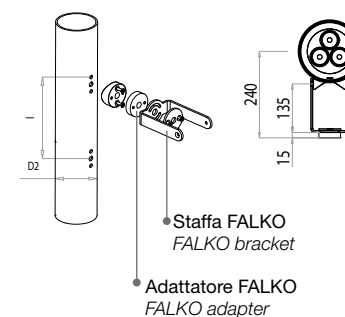
**PREDISPOSIZIONE MONTAGGIO  
APPARECCHIO ESEGUITA CUSTOM SU  
INDICAZIONE DEL CLIENTE**

*CUSTOM MOUNTING SET UP OF THE  
LIGHTING FIXTURE ACCORDING TO THE  
CUSTOMER'S NEEDS*

**CODICE LAVORAZIONE PER OGNI  
APPARECCHIO**

*PROCESSING CODE FOR EVERY  
LUMINAIRE*

**LAV.01**



# OSLO SPOT

## Apparecchio LED modulare per illuminazione d'accento

*Modular LED fixture for accent lighting*



**Norway**  
Reference





# Caratteristiche principali

Main Features


OSLO  
SPOT



Gruppo ottico  
Available Optics



SP25/40



Ottica simmetrica per proiezione.  
Symmetrical optic for projection.

Classe di isolamento  
Insulation class



II, I

Grado di protezione  
Protection Degree



IP66

Peso  
Weight

Max 4,5 kg

Superficie esposta  
Exposed surface

Laterale: 0.07m<sup>2</sup> | Pianta: 0.03m<sup>2</sup>  
Side: 0.07m<sup>2</sup> | Top: 0.03m<sup>2</sup>

Temperatura di esercizio  
Operating Temperature

-40°C / +35°C

Temperatura di colore  
Color Temperature

CRI ≥ 70  
4000K (3000K in opzione optional)

Protezione sovratensioni  
Surge Protection

Fino a 10 kV  
Up to 10 kV

Sistemi di controllo  
Lighting Control Systems

F DA DAC FLC

Certificazioni  
Certifications



Flussi e potenze  
Luminous flux and power:



Colori disponibili  
Available Colors

Grafite 01  
Graphite 01



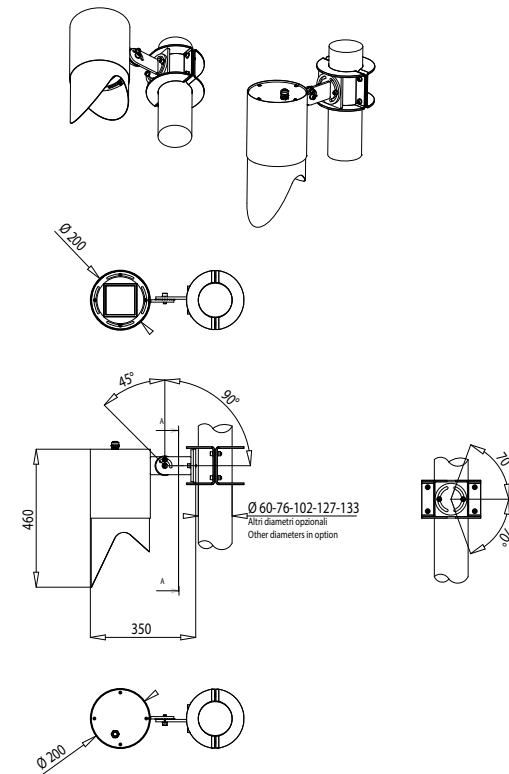
Colori custom\*  
Custom colors



\*Su richiesta  
Upon request

Dimensioni  
Dimensions

OSLO SPOT



Per i dati aggiornati consultare il sito AEC  
For updated data please check on AEC website

# MOD2.0 PRO

**Perfetto per valorizzare edifici,  
monumenti e infrastrutture.**

*Perfect to light up buildings, monuments and  
infrastructures.*



**Foligno**  
Reference



**La serie completa**  
*The complete series*

**MOD 2.0 PRO 535**



**MOD 2.0 PRO 650**





# Caratteristiche principali

Main Features


# MOD2.0 PRO



**Gruppo ottico**  
Available Optics



**STE-M/S**



Ottica asimmetrica per illuminazione stradale extraurbana.  
*Asymmetrical optic for suburban street lighting.*

**STU-M/S**




Ottica asimmetrica per illuminazione stradale, urbana e ciclopedonale.  
*Asymmetrical optic for street, urban and cycle-path lighting.*

**STW**



Ottica asimmetrica per illuminazione di strade larghe urbane e extraurbane, specifica per asfalti bagnati.  
*Asymmetrical optic for wide urban and suburban road lighting, specific for wet asphalts.*

**SV/SV2**



Ottica asimmetrica per illuminazione di strade urbane molto strette.  
*Asymmetrical optic for very narrow urban streets.*

**S05**



Ottica asimmetrica per illuminazione stradale, urbana e aree verdi.  
*Asymmetrical optic for street, urban and green areas lighting.*

**ASP/ASC**



Ottica asimmetrica per proiezione.  
*Asymmetrical optic for projection.*

**Classe di isolamento**  
Insulation class



II, I

**Grado di protezione**  
Protection Degree



IP66

**Peso**  
Weight

Max 9kg

**Superficie esposta**  
Exposed surface

Laterale *side*: max 0,05 m<sup>2</sup>  
Pianta *top*: max 0.13 m<sup>2</sup> | SCx 0.13 m<sup>2</sup>

**Montaggio**  
Mounting

Installazione a parete con staffa inclusa  
*Wall installation with bracket included*

**Inclinazione**  
Tilt Angle

-90°/+90°

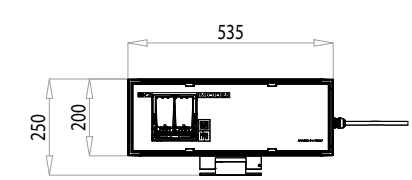
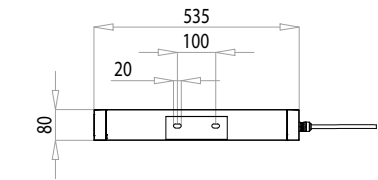
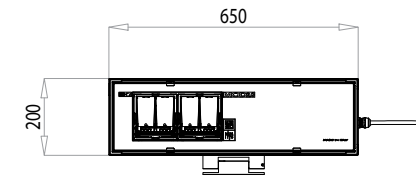
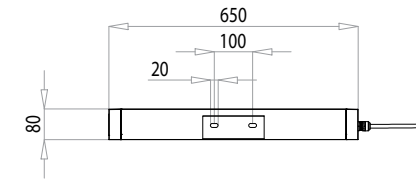
**Temperatura di esercizio**  
Operating Temperature

-40°C / +50°C

**Protezione sovratensioni**  
Surge Protection

Fino a 10 kV  
*Up to 10 kV*

**Dimensioni**  
Dimensions



**Temperatura di colore**  
Color Temperature

CRI ≥ 70  
4000K (3000K in opzione *optional*)

**Sistemi di controllo**  
Lighting Control Systems

F DA DAC FLC Nema

**Certificazioni**  
Certifications

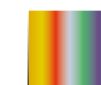


**Colori disponibili**  
Available Colors

Grafite 01  
*Graphite 01*



Colori custom\*  
*Custom colors*



\*Su richiesta  
*Upon request*

**Flussi e potenze**  
Luminous flux and power







# Grandi aree

Wide area



# MX PRO

## Illumina grandi aree, parcheggi infrastrutture e impianti sportivi

*Illuminates large areas, infrastructure car parks and sports facilities*



La serie completa  
*The complete series*

MX PRO 1



MX PRO 2



# Caratteristiche principali

## Main Features


# MX PRO



**Gruppo ottico**  
Available Optics



**STE-M/S**



Ottica asimmetrica per illuminazione stradale extraurbana.  
*Asymmetrical optic for suburban street lighting.*

**STU-M/S**




Ottica asimmetrica per illuminazione stradale, urbana e ciclopedonale.  
*Asymmetrical optic for street, urban and cycle-path lighting.*

**STW**



Ottica asimmetrica per illuminazione di strade larghe urbane ed extraurbane, specifica per asfalti bagnati.  
*Asymmetrical optic for wide urban and suburban road lighting, specific for wet asphalts.*

**SV**



Ottica asimmetrica per illuminazione di svincoli autostradali o strade urbane molto strette.  
*Asymmetrical optic for very narrow urban streets or highway entrance/exit turns.*

**S05/S07**



Ottica asimmetrica per illuminazione stradale, urbana e aree verdi.  
*Asymmetrical optic for street, urban and green areas lighting.*

**STA**



Ottica asimmetrica per illuminazione di strade larghe urbane e ciclopedonale.  
*Asymmetrical optic for wide urban road and cycle-path lighting.*

**AS-45N**



**Emissione stretta** *Narrow emission*  
Ottica asimmetrica per proiezione.  
*Asymmetric optics for projection.*

**AS-45M**




**Emissione media** *Medium emission*  
Ottica asimmetrica per proiezione.  
*Asymmetric optics for projection.*

**AS-45W**



**Emissione larga** *Wide emission*  
Ottica asimmetrica per proiezione.  
*Asymmetric optics for projection.*

**AS-65N**



**Emissione stretta** *Narrow emission*  
Ottica asimmetrica per proiezione.  
*Asymmetric optics for projection.*

**AS-65M**



**Emissione media** *Medium emission*  
Ottica asimmetrica per proiezione.  
*Asymmetric optics for projection.*

**AS-65W**



**Emissione larga** *Wide emission*  
Ottica asimmetrica per proiezione.  
*Asymmetric optics for projection.*

**AS-55N**




**Emissione stretta** *Narrow emission*  
Ottica asimmetrica per proiezione.  
*Asymmetric optics for projection.*

**AS-55M**



**Emissione media** *Medium emission*  
Ottica asimmetrica per proiezione.  
*Asymmetric optics for projection.*

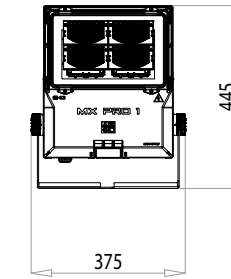
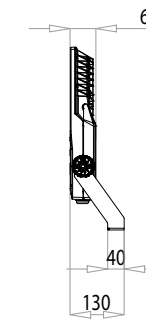
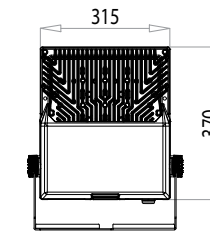
**AS-55W**



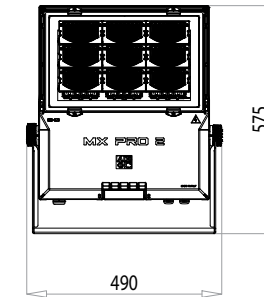
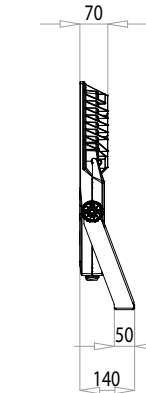
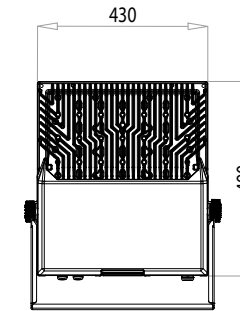
**Emissione larga** *Wide emission*  
Ottica asimmetrica per proiezione.  
*Asymmetric optics for projection.*

**Dimensioni**  
Dimensions

**MX PRO 1**



**MX PRO 2**



**Classe di isolamento**  
Insulation class

II, I



**Grado di protezione**  
Protection Degree

IP66/IP67 | IK09



**Peso**  
Weight

MX PRO 1: 6 Kg (staffa esclusa - bracket excluded)  
MX PRO 2: 11Kg (staffa esclusa - bracket excluded)

**Superficie esposta**  
Exposed surface

MX PRO 1: Laterale side: 0,026 m<sup>2</sup> – Pianta top: 0.12 m<sup>2</sup>  
MX PRO 2: Laterale side: 0,038 m<sup>2</sup> – Pianta top: 0.22 m<sup>2</sup>

**Montaggio**  
Mounting

Montaggio con staffa integrata  
Mounting with integrated bracket

**Inclinazione**  
Tilt Angle

±90°

**Temperatura di esercizio**  
Operating Temperature

-40°C / +55°C

**Protezione sovratensioni**  
Surge Protection

Fino a 12 kV  
Up to 12 kV

**Temperatura di colore**  
Color Temperature

CRI ≥ 70  
2200K | 2700K | 3000K | 4000K



**\*Bianco dinamico**  
Tunable White

2200K 2700K 3000K

Possibilità di emettere differenti tonalità di luce da 2200K a 3000K.  
Altre configurazioni su richiesta.  
Possibility of emitting different colour temperatures from 2200K to 3000K.  
Other configurations on request.

**Certificazioni**  
Certifications



**Sistemi di controllo**  
Lighting Control Systems

F DA DAC FLC Nema ZHAGA

**Colori disponibili**  
Available Colors

Grafite 01  
Graphite 01



Colori custom\*  
Custom colors



\*Su richiesta  
Upon request

**Flussi e potenze**  
Luminous flux and power








## Sistema torre faro per serie Q PRO

*Light tower system for Q PRO series*



**Tenerife**  
Reference



**Monfalcone**  
Reference



# Caratteristiche principali


Main Features



**Gruppo ottico**  
Available Optics



**STE-M/S**



Ottica asimmetrica per illuminazione stradale extraurbana.  
Asymmetrical optic for suburban street lighting.

**STU-M/S**



Ottica asimmetrica per illuminazione stradale, urbana e ciclopedonale.  
Asymmetrical optic for street, urban and cycle-path lighting.

**STW**




Ottica asimmetrica per illuminazione di strade larghe urbane e extraurbane, specifica per asfalti bagnati.  
Asymmetrical optic for wide urban and suburban road lighting, specific for wet asphalts.

**SV**



Ottica asimmetrica per illuminazione di svincoli autostradali o strade urbane molto strette.  
Asymmetrical optic for very narrow urban streets or highway entrance/exit turns.

**S05**



Ottica asimmetrica per illuminazione stradale, urbana e aree verdi.  
Asymmetrical optic for street, urban and green areas lighting.

**ASC**



Ottica asimmetrica per proiezione.  
Asymmetric optics for projection.

**Classe di isolamento**  
Insulation class



II, I

**Grado di protezione**  
Protection Degree

IP66 | IK08 totale  
IP66 | IK08 total



**Peso**  
Weight

Q3 PRO: 12 kg  
Q5 PRO: 16 kg

**Superficie esposta**  
Exposed surface

Q3 PRO: laterale side: 0,07 m<sup>2</sup> | pianta top: 0.2 m<sup>2</sup>  
Q5 PRO: laterale side: 0,10 m<sup>2</sup> | pianta top: 0.29 m<sup>2</sup>

**Montaggio**  
Mounting

Installazione a torre faro  
High mast installation

**Inclinazione**  
Tilt Angle

Regolabile  
Adjustable

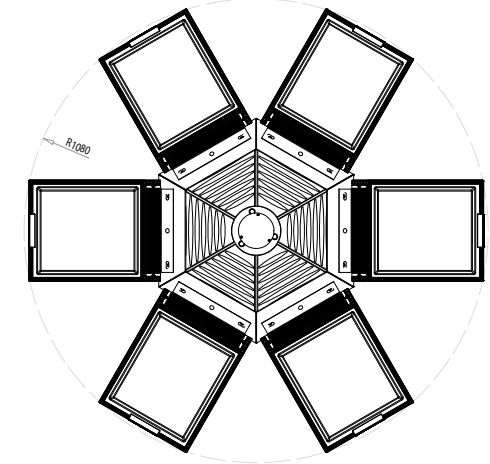

**Temperatura di esercizio**  
Operating Temperature

-40°C / +35°C

**Protezione sovratensioni**  
Surge Protection

Fino a 10 kV  
Up to 10 kV

**Dimensioni**  
Dimensions



**Temperatura di colore**  
Color Temperature

CRI ≥ 70  
4000K (3000K in opzione optional)

**Sistemi di controllo**  
Lighting Control Systems

F DA DAC FLC

**Certificazioni**  
Certifications

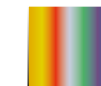


**Colori disponibili**  
Available Colors

Grafite 01  
Graphite 01



Colori custom\*  
Custom colors

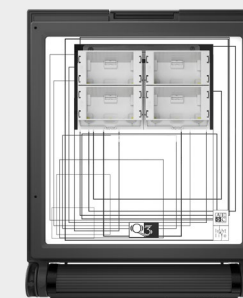


\*Su richiesta  
Upon request

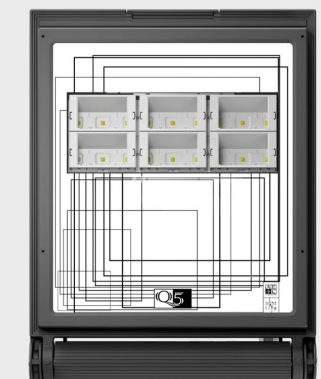
**Flussi e potenze**  
Luminous flux and power



**Q3 PRO**  
Quattro moduli LED  
Four LED modules



**Q5 PRO**  
Sei moduli LED  
Six LED modules



Per i dati aggiornati consultare il sito AEC  
For updated data please check on AEC website





# Impianti sportivi

Sport facilities





# ALO



## illuminazione sportiva professionale e grandi aree

*Sports and wide area  
professional lighting*



**Bologna**  
Reference




**Norwich**  
Reference

La serie completa  
The complete series


ALO 1



ALO 2



ALO 3



MICROMOVER

PATENTED



# Caratteristiche principali

Main Features

# ALO




Gruppo ottico  
Available Optics



## OTTICHE SIMMETRICHE SYMMETRICAL OPTICS

SP 15




Emissione stretta *Narrow emission*  
Ottica simmetrica per proiezione.  
*Symmetric optics for projection.*

SP 25




Emissione media *Medium emission*  
Ottica simmetrica per proiezione.  
*Symmetric optics for projection.*

SP 40



Emissione larga *Wide emission*  
Ottica simmetrica per proiezione.  
*Symmetric optics for projection.*

SP 55



Ottica simmetrica per proiezione.  
*Symmetric optics for projection.*

## OTTICHE ASIMMETRICHE ASYMMETRIC OPTICS

ASN



Emissione stretta *Narrow emission*  
Ottica asimmetrica per proiezione.  
*Asymmetric optics for projection.*

ASM



Emissione media *Medium emission*  
Ottica asimmetrica per proiezione.  
*Asymmetric optics for projection.*

ASW




Emissione larga *Wide emission*  
Ottica asimmetrica per proiezione.  
*Asymmetric optics for projection.*

AN10



Emissione stretta *Narrow emission*  
Ottica asimmetrica per proiezione.  
*Asymmetric optics for projection.*

AM10



Emissione media *Medium emission*  
Ottica asimmetrica per proiezione.  
*Asymmetric optics for projection.*

AW10



Emissione larga *Wide emission*  
Ottica asimmetrica per proiezione.  
*Asymmetric optics for projection.*


A25



Ottica asimmetrica per proiezione.  
*Asymmetric optics for projection.*


## OTTICHE ASIMMETRICHE: EXTERNAL SHIELD ASYMMETRIC OPTICS: EXTERNAL SHIELD

ASN ES




Emissione stretta *Narrow emission*  
Ottica asimmetrica per proiezione.  
*Asymmetric optics for projection.*

ASM ES



Emissione media *Medium emission*  
Ottica asimmetrica per proiezione.  
*Asymmetric optics for projection.*

ASW ES



Emissione larga *Wide emission*  
Ottica asimmetrica per proiezione.  
*Asymmetric optics for projection.*

AN10 ES




Emissione stretta *Narrow emission*  
Ottica asimmetrica per proiezione.  
*Asymmetric optics for projection.*

AM10 ES



Emissione media *Medium emission*  
Ottica asimmetrica per proiezione.  
*Asymmetric optics for projection.*

AW10 ES



Emissione larga *Wide emission*  
Ottica asimmetrica per proiezione.  
*Asymmetric optics for projection.*

A25 ES



Ottica asimmetrica per proiezione.  
*Asymmetric optics for projection.*

## OTTICHE B-ASIMMETRICHE B-ASYMMETRIC OPTICS

BAC



Emissione centrale *Central emission*  
Ottica asimmetrica con tecnica  
di illuminazione B-Asymmetric.  
*Asymmetric optics with B-Asymmetric  
lighting technique.*

BAR



Emissione destra *Right emission*  
Ottica asimmetrica con tecnica  
di illuminazione B-Asymmetric.  
*Asymmetric optics with B-Asymmetric  
lighting technique.*

BAL



Emissione sinistra *Left emission*  
Ottica asimmetrica con tecnica  
di illuminazione B-Asymmetric.  
*Asymmetric optics with B-Asymmetric  
lighting technique.*

## OTTICHE B-ASIMMETRICHE: EXTERNAL SHIELD B-ASYMMETRIC OPTICS: EXTERNAL SHIELD

BAC ES



Emissione centrale *Central emission*  
Ottica asimmetrica con tecnica  
di illuminazione B-Asymmetric.  
*Asymmetric optics with B-Asymmetric  
lighting technique.*

BAR ES



Emissione destra *Right emission*  
Ottica asimmetrica con tecnica  
di illuminazione B-Asymmetric.  
*Asymmetric optics with B-Asymmetric  
lighting technique.*

BAL ES



Emissione sinistra *Left emission*  
Ottica asimmetrica con tecnica  
di illuminazione B-Asymmetric.  
*Asymmetric optics with B-Asymmetric  
lighting technique.*

S  
P  
O  
R  
T  
L  
I  
G  
H  
T  
I  
N  
G

Distribuzioni ottiche  
Light distributions



**OTTICHE ASIMMETRICHE**  
ASYMMETRIC OPTICS

**ASN**  
Emissione stretta *Narrow emission*  
Ottica asimmetrica per proiezione.  
*Asymmetric optics for projection.*

**ASM**  
Emissione media *Medium emission*  
Ottica asimmetrica per proiezione.  
*Asymmetric optics for projection.*

**ASW**  
Emissione larga *Wide emission*  
Ottica asimmetrica per proiezione.  
*Asymmetric optics for projection.*

**AN10**  
Emissione stretta *Narrow emission*  
Ottica asimmetrica per proiezione.  
*Asymmetric optics for projection.*

**AM10**  
Emissione media *Medium emission*  
Ottica asimmetrica per proiezione.  
*Asymmetric optics for projection.*

**AW10**  
Emissione larga *Wide emission*  
Ottica asimmetrica per proiezione.  
*Asymmetric optics for projection.*

**A25**  
Ottica asimmetrica per proiezione.  
*Asymmetric optics for projection.*

**OTTICHE ASIMMETRICHE: EXTERNAL SHIELD**  
ASYMMETRIC OPTICS: EXTERNAL SHIELD

**ASN ES**  
Emissione stretta *Narrow emission*  
Ottica asimmetrica per proiezione.  
*Asymmetric optics for projection.*

**ASM ES**  
Emissione media *Medium emission*  
Ottica asimmetrica per proiezione.  
*Asymmetric optics for projection.*

**ASW ES**  
Emissione larga *Wide emission*  
Ottica asimmetrica per proiezione.  
*Asymmetric optics for projection.*

**AN10 ES**  
Emissione stretta *Narrow emission*  
Ottica asimmetrica per proiezione.  
*Asymmetric optics for projection.*

**AM10 ES**  
Emissione media *Medium emission*  
Ottica asimmetrica per proiezione.  
*Asymmetric optics for projection.*

**AW10 ES**  
Emissione larga *Wide emission*  
Ottica asimmetrica per proiezione.  
*Asymmetric optics for projection.*

**A25 ES**  
Ottica asimmetrica per proiezione.  
*Asymmetric optics for projection.*

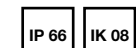
W I D E A R E A L I G H T I N G

**Classe di isolamento**  
*Insulation class*



I

**Grado di protezione**  
*Protection Degree*



IP66 | IK08 totale  
*IP66 | IK08 total*

**Montaggio**  
*Mounting*

Installazione con staffa C o MICROMOOVER®  
*Installation with C bracket or MICROMOOVER®*

**Inclinazione**  
*Tilt Angle*

ALO 1 | Staffa C (C-bracket): -90° ÷ +90°  
ALO 2 | Staffa C (C-bracket): +20° ÷ +75°  
ALO 3 | Staffa C (C-bracket): +20° ÷ +75°

MICROMOOVER: +20° ÷ +75°

**Temperatura di esercizio**  
*Operating Temperature*

-40°C / +50°C

**Temperatura di colore**  
*Color Temperature*

Sport Lighting  
5700K, CRI ≥ 70 (CRI 80, CRI 90 optional)  
4000K, 3000K, CRI ≥ 70 optional

Wide Area  
4000K, CRI ≥ 70  
3000K, CRI ≥ 70 optional

**Protezione sovratensioni**  
*Surge Protection*

Fino a 10 kV  
*Up to 10 kV*

**Sistemi di controllo**  
*Lighting Control Systems*

F DA DAC FLC DMX

**Certificazioni**  
*Certifications*







**Flussi e potenze**  
*Luminous flux and power*



**Colori disponibili**  
*Available Colors*

Grigio opaco satinato cod. 7J  
*Satin matt grey cod. 7J*





# Dimensioni

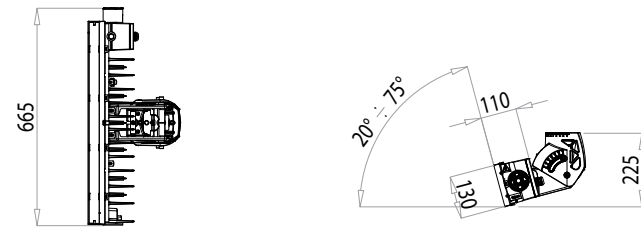
Dimensions

## VERSIONE MICROMOOVER ALIMENTATORE REMOTO

PATENTED

# ALO1

MICROMOOVER VERSION  
REMOTE DRIVER

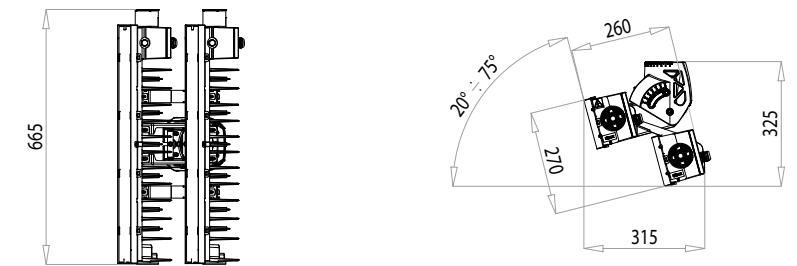


## VERSIONE MICROMOOVER ALIMENTATORE REMOTO

PATENTED

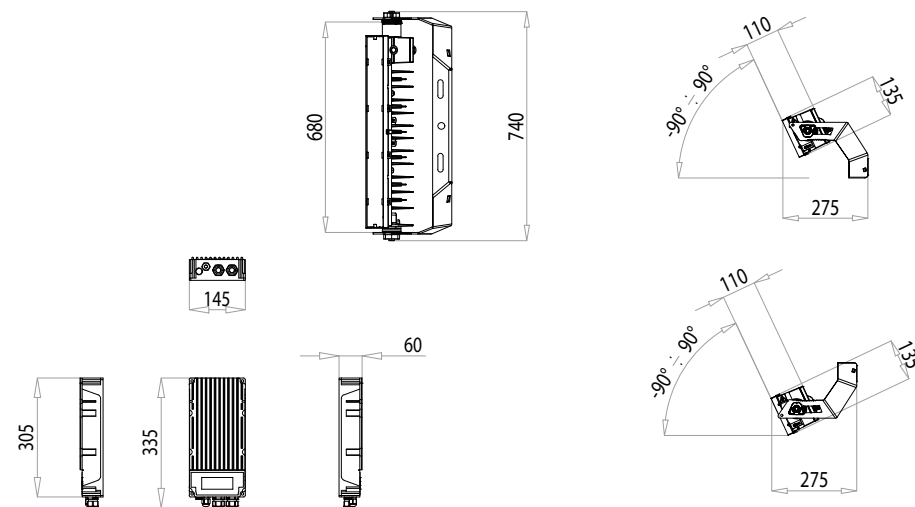
# ALO2

MICROMOOVER VERSION  
REMOTE DRIVER



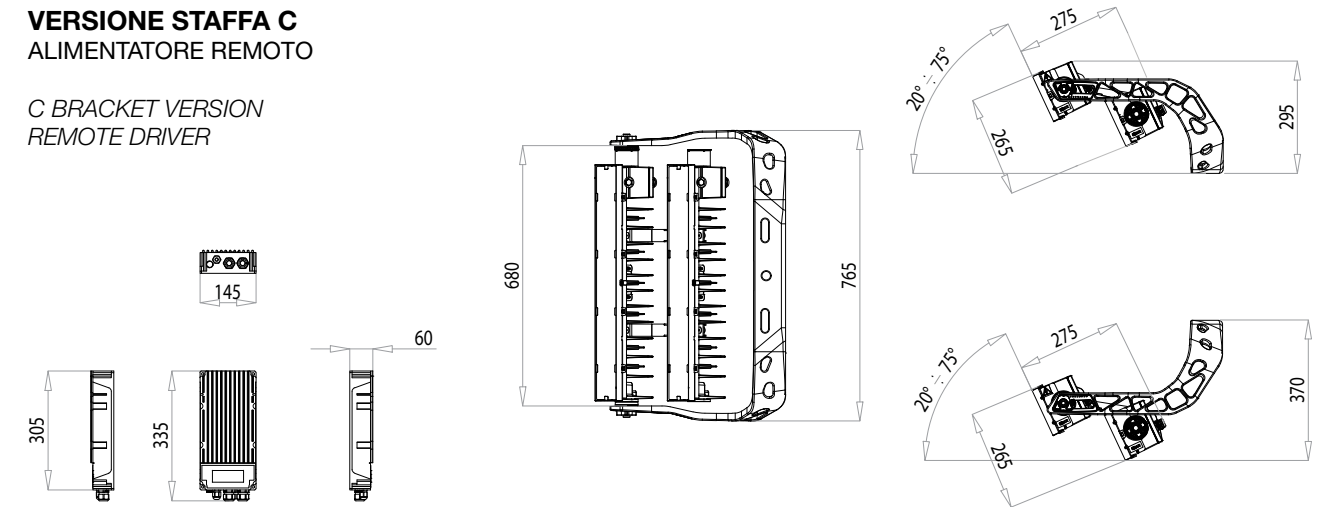
## VERSIONE STAFFA C ALIMENTATORE REMOTO

C BRACKET VERSION  
REMOTE DRIVER



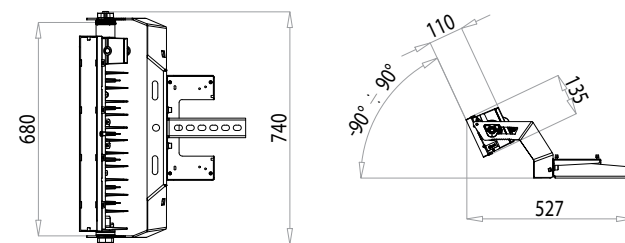
## VERSIONE STAFFA C ALIMENTATORE REMOTO

C BRACKET VERSION  
REMOTE DRIVER



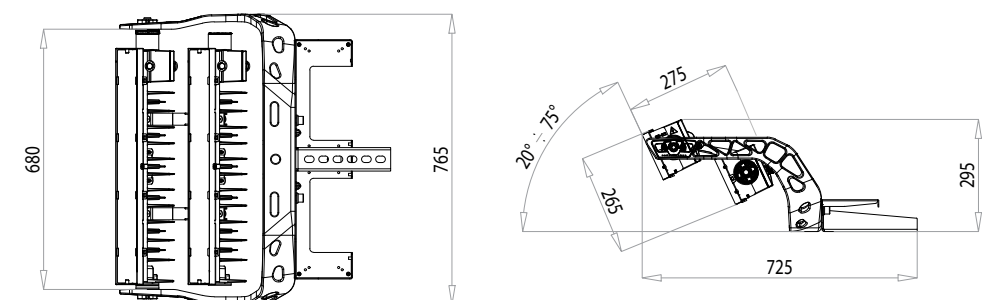
## VERSIONE STAFFA C ALIMENTATORE INTEGRATO

C BRACKET VERSION  
INTEGRATED DRIVER



## VERSIONE STAFFA C ALIMENTATORE INTEGRATO

C BRACKET VERSION  
INTEGRATED DRIVER

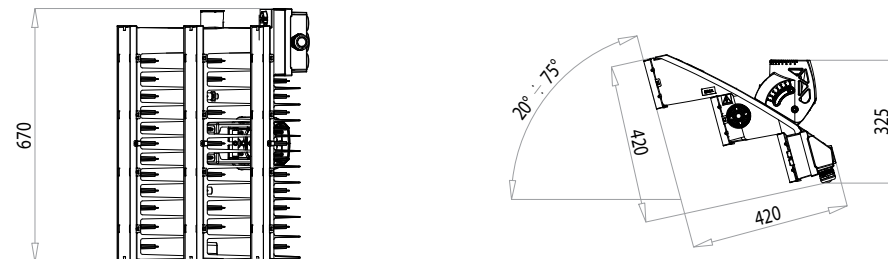


**VERSIONE MICROMOOVER**  
ALIMENTATORE REMOTO

 PATENTED

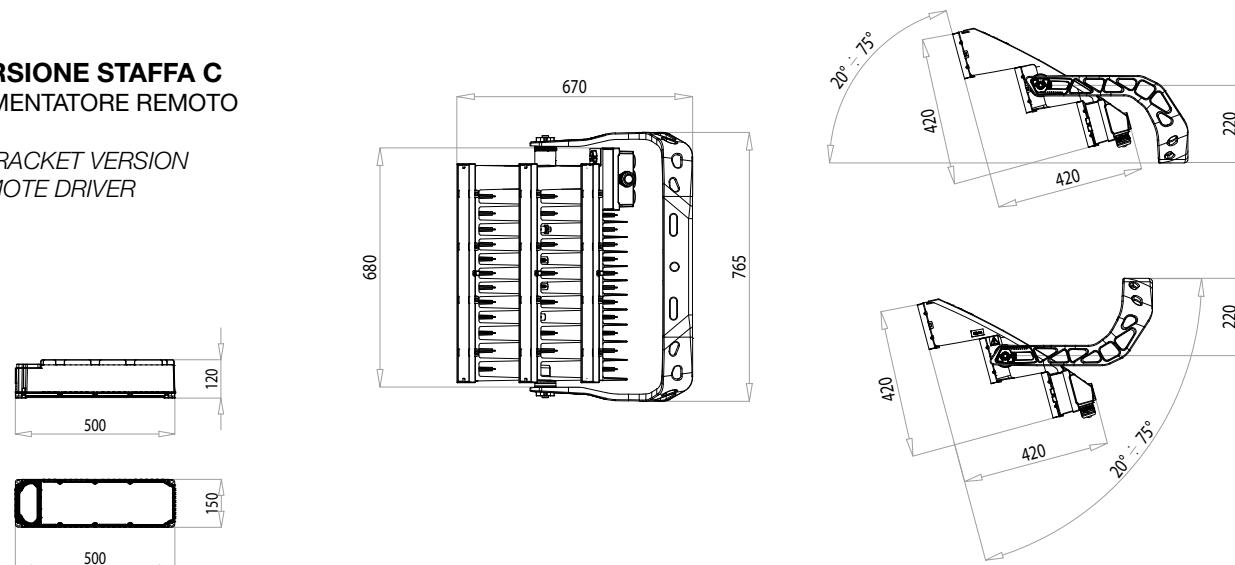
**ALO 3**

MICROMOOVER VERSION  
REMOTE DRIVER



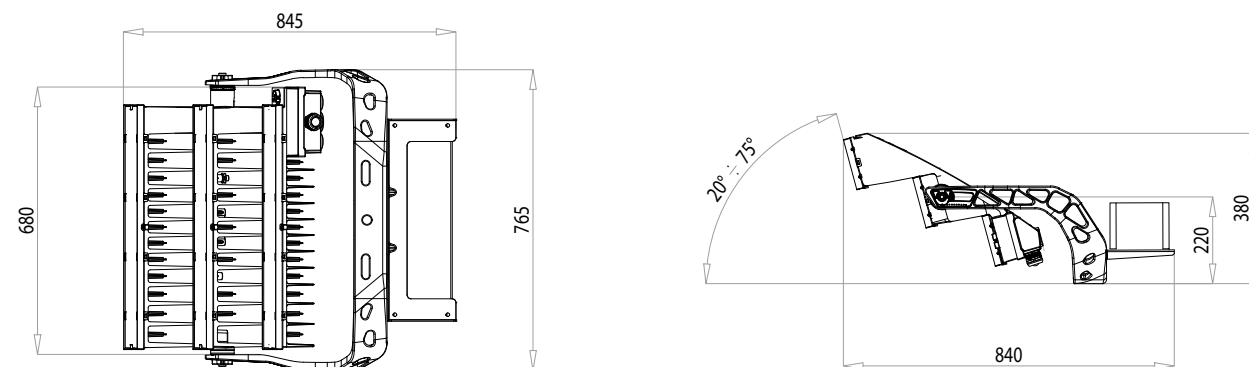
**VERSIONE STAFFA C**  
ALIMENTATORE REMOTO

C BRACKET VERSION  
REMOTE DRIVER



**VERSIONE STAFFA C**  
ALIMENTATORE INTEGRATO

C BRACKET VERSION  
INTEGRATED DRIVER



**Pesi, superfici esposte e SCx**

Weights, exposed surfaces and SCx

ALO 1 SCx				
SCx - Staffa C C bracket	Angolo di rotazione Rotation angle			
	20°	45°	65°	75°
Staffa C bracket	0,12 m <sup>2</sup>	0,12 m <sup>2</sup>	0,12 m <sup>2</sup>	0,13 m <sup>2</sup>
Staffa + External Shield C bracket + External Shield	0,22 m <sup>2</sup>	0,17 m <sup>2</sup>	0,12 m <sup>2</sup>	0,12 m <sup>2</sup>
Staffa + alimentatore C bracket + Gear Tray	0,12 m <sup>2</sup>	0,1 m <sup>2</sup>	0,11 m <sup>2</sup>	0,14 m <sup>2</sup>
Staffa + alimentatore + External Shield C bracket + Gear Tray + External Shield	0,21 m <sup>2</sup>	0,15 m <sup>2</sup>	0,14 m <sup>2</sup>	0,14 m <sup>2</sup>

SCx MICROMOOVER Micromover mounting fixture	Angolo di rotazione Rotation angle			
	20°	45°	65°	75°
MICROMOOVER	0,11 m <sup>2</sup>	0,13 m <sup>2</sup>	0,17 m <sup>2</sup>	0,13 m <sup>2</sup>
MICROMOOVER + External Shield	0,22 m <sup>2</sup>	0,17 m <sup>2</sup>	0,12 m <sup>2</sup>	0,12 m <sup>2</sup>

ALO 1 Peso e superfici esposte Weight and Exposed Surfaces			
Staffa C C bracket	Superficie Esposta Exposed surface		Peso Weight
	Pianta Top	Laterale Side	
Staffa C bracket	0,15 m <sup>2</sup>	0,026 m <sup>2</sup>	12,5 kg
Staffa + External Shield C bracket + External Shield	0,22 m <sup>2</sup>	0,035 m <sup>2</sup>	13,5 kg
Staffa + alimentatore C bracket + Gear Tray	0,20 m <sup>2</sup>	0,037 m <sup>2</sup>	16,5 kg
Staffa + alimentatore + External Shield C bracket + Gear Tray + External Shield	0,27 m <sup>2</sup>	0,046 m <sup>2</sup>	17,5 kg

MICROMOOVER Micromover mounting fixture	Superficie Esposta Exposed surface		Peso Weight
	Pianta Top	Laterale Side	
MICROMOOVER	0,10 m <sup>2</sup>	0,033 m <sup>2</sup>	9,8 kg
MICROMOOVER + External Shield	0,17 m <sup>2</sup>	0,049 m <sup>2</sup>	10,8 kg



ALO 2 SCx				
SCx - Staffa C <i>C bracket</i>	Angolo di rotazione <i>Rotation angle</i>			
	20°	45°	65°	75°
Staffa <i>C bracket</i>	0,19 m <sup>2</sup>	0,18 m <sup>2</sup>	0,2 m <sup>2</sup>	0,19 m <sup>2</sup>
Staffa + External Shield <i>C bracket + External Shield</i>	0,25 m <sup>2</sup>	0,21 m <sup>2</sup>	0,21 m <sup>2</sup>	0,2 m <sup>2</sup>
Staffa + alimentatore <i>C bracket + Gear Tray</i>	0,22 m <sup>2</sup>	0,19 m <sup>2</sup>	0,2 m <sup>2</sup>	0,2 m <sup>2</sup>
Staffa + alimentatore + External Shield <i>C bracket + Gear Tray + External Shield</i>	0,23 m <sup>2</sup>	0,23 m <sup>2</sup>	0,2 m <sup>2</sup>	0,2 m <sup>2</sup>

SCx MICROMOOVER <i>Micromover mounting fixture</i>	Angolo di rotazione <i>Rotation angle</i>			
	20°	45°	65°	75°
MICROMOOVER	0,13 m <sup>2</sup>	0,12 m <sup>2</sup>	0,15 m <sup>2</sup>	0,17 m <sup>2</sup>
MICROMOOVER + External Shield	0,24 m <sup>2</sup>	0,18 m <sup>2</sup>	0,16 m <sup>2</sup>	0,17 m <sup>2</sup>

ALO 3 SCx				
SCx - Staffa C <i>C bracket</i>	Angolo di rotazione <i>Rotation angle</i>			
	20°	45°	65°	75°
Staffa <i>C bracket</i>	0,21 m <sup>2</sup>	0,18 m <sup>2</sup>	0,24 m <sup>2</sup>	0,24 m <sup>2</sup>
Staffa + External Shield <i>C bracket + External Shield</i>	0,31 m <sup>2</sup>	0,24 m <sup>2</sup>	0,25 m <sup>2</sup>	0,25 m <sup>2</sup>
Staffa + alimentatore <i>C bracket + Gear Tray</i>	0,23 m <sup>2</sup>	0,2 m <sup>2</sup>	0,24 m <sup>2</sup>	0,24 m <sup>2</sup>
Staffa + alimentatore + External Shield <i>C bracket + Gear Tray + External Shield</i>	0,31 m <sup>2</sup>	0,24 m <sup>2</sup>	0,25 m <sup>2</sup>	0,24 m <sup>2</sup>

SCx MICROMOOVER <i>Micromover mounting fixture</i>	Angolo di rotazione <i>Rotation angle</i>			
	20°	45°	65°	75°
MICROMOOVER	0,16 m <sup>2</sup>	0,13 m <sup>2</sup>	0,19 m <sup>2</sup>	0,23 m <sup>2</sup>
MICROMOOVER + External Shield	0,25 m <sup>2</sup>	0,18 m <sup>2</sup>	0,2 m <sup>2</sup>	0,24 m <sup>2</sup>

ALO 2 Peso e superfici esposte <i>Weight and Exposed Surfaces</i>			
Staffa C <i>C bracket</i>	Superficie Esposta <i>Exposed surface</i>		Peso <i>Weight</i>
	Pianta <i>Top</i>	Laterale <i>Side</i>	
Staffa <i>C bracket</i>	0,26 m <sup>2</sup>	0,056 m <sup>2</sup>	22,5 kg
Staffa + External Shield <i>C bracket + External Shield</i>	0,38 m <sup>2</sup>	0,072 m <sup>2</sup>	24,5 kg
Staffa + alimentatore <i>C bracket + Gear Tray</i>	0,35 m <sup>2</sup>	0,064 m <sup>2</sup>	30 kg
Staffa + alimentatore + External Shield <i>C bracket + Gear Tray + External Shield</i>	0,47 m <sup>2</sup>	0,090 m <sup>2</sup>	32 kg

MICROMOOVER <i>Micromover mounting fixture</i>	Superficie Esposta <i>Exposed surface</i>		Peso <i>Weight</i>
	Pianta <i>Top</i>	Laterale <i>Side</i>	
MICROMOOVER	0,19 m <sup>2</sup>	0,048 m <sup>2</sup>	18,3 kg
MICROMOOVER + External Shield	0,31 m <sup>2</sup>	0,064 m <sup>2</sup>	20,3 kg

ALO 3 Peso e superfici esposte <i>Weight and Exposed Surfaces</i>			
Staffa C <i>C bracket</i>	Superficie Esposta <i>Exposed surface</i>		Peso <i>Weight</i>
	Pianta <i>Top</i>	Laterale <i>Side</i>	
Staffa <i>C bracket</i>	0,34 m <sup>2</sup>	0,083 m <sup>2</sup>	28 kg
Staffa + External Shield <i>C bracket + External Shield</i>	0,48 m <sup>2</sup>	0,110 m <sup>2</sup>	31 kg
Staffa + alimentatore <i>C bracket + Gear Tray</i>	0,43 m <sup>2</sup>	0,104 m <sup>2</sup>	35,6 kg
Staffa + alimentatore + External Shield <i>C bracket + Gear Tray + External Shield</i>	0,57 m <sup>2</sup>	0,128 m <sup>2</sup>	38,5 kg

MICROMOOVER <i>Micromover mounting fixture</i>	Superficie Esposta <i>Exposed surface</i>		Peso <i>Weight</i>
	Pianta <i>Top</i>	Laterale <i>Side</i>	
MICROMOOVER	0,28 m <sup>2</sup>	0,072 m <sup>2</sup>	24,8 kg
MICROMOOVER + External Shield	0,40 m <sup>2</sup>	0,096 m <sup>2</sup>	27,7 kg





# Tunnel stradali

Road tunnels



# T-LED 4

**Estrema durata grazie al corpo  
realizzato interamente in  
acciaio AISI 316 L**

*Extreme durability due to the body made entirely of  
AISI 316 L steel*



**La serie completa**  
*The complete series*

**T-LED 4**  
2M

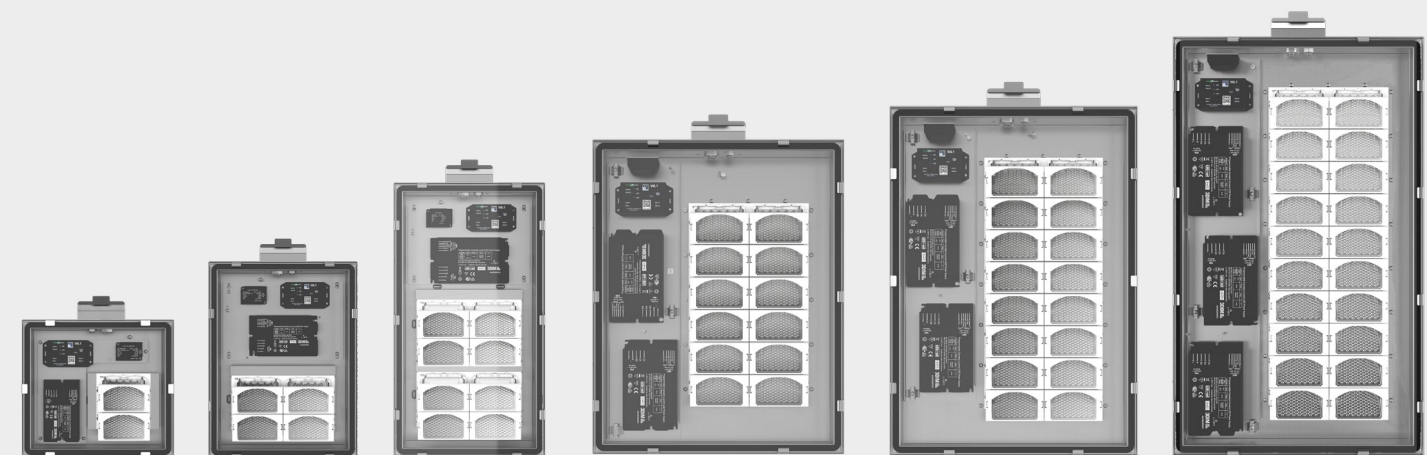
**T-LED 4**  
4M

**T-LED 4**  
8M

**T-LED 4**  
12M

**T-LED 4**  
16M

**T-LED 4**  
20M





# Caratteristiche principali

## Main Features

# T-LED4



### Optiche asimmetriche per illuminazione gallerie | Rinforzo

Asymmetric optics for tunnel lighting | Reinforcement



Emissione stretta Narrow emission	AS-45N	Emissione media Medium emission	AS-45M	Emissione larga Wide emission	AS-45W
	AS-55N		AS-55M		AS-55W
	AS-65N		AS-65M		AS-65W

### Optiche simmetriche per illuminazione gallerie | Rinforzo e permanente

Asymmetric optics for tunnel lighting | Reinforcement and Permanent

Emissione extra stretta Extra narrow emission	TS-V	Emissione stretta Narrow emission	TS-ES	Emissione media Medium emission	TS	Emissione larga Wide emission	TS-A	Emissione extra larga Extra wide emission	TS-07
			TS-US		TS-EM		TS-W		
					TS-UM				

**Classe di isolamento**  
Insulation class

BR (Branch wiring): II, I  
PT (Pass through): I

**Grado di protezione**  
Protection Degree

IP66 | IK08

**Peso**  
Weight

Unità ottica  
Optical drive  
20.5kg (20M) | 16.9kg (16M) | 14.8kg (12M)  
9.7kg (8M) | 7.1kg (4M) | 4.3kg (2M)

Scatola derivazione 3.1kg  
Junction box

**Superficie esposta**  
Exposed surface

20M: laterale side: 0,069m<sup>2</sup> | pianta top: 0,361 m<sup>2</sup>  
16M: laterale side: 0,058m<sup>2</sup> | pianta top: 0,306 m<sup>2</sup>  
12M: laterale side: 0,051m<sup>2</sup> | pianta top: 0,271 m<sup>2</sup>  
8M: laterale side: 0,047m<sup>2</sup> | pianta top: 0,190 m<sup>2</sup>  
4M: laterale side: 0,035m<sup>2</sup> | pianta top: 0,140 m<sup>2</sup>  
2M: laterale side: 0,025m<sup>2</sup> | pianta top: 0,097 m<sup>2</sup>

Junction box: laterale side: 0,027m<sup>2</sup> | pianta top: 0,086 m<sup>2</sup>

**Montaggio**  
Mounting

Montaggio con staffa integrata per fissaggio universale a canale  
Mounting with integrated bracket for universal duct bracket fixing

**Accessori di montaggio**  
Mounting accessories

Staffa regolabile per canale da 100x75 e 300x75 con sgancio rapido  
Adjustable bracket for 100x75 and 300x75 channel with quick release

**Temperatura di esercizio**  
Operating Temperature

-40°C / +40°C

**Protezione sovratensioni**  
Surge Protection

Fino a 12 kV  
Up to 12 kV

**Temperatura di colore**  
Color Temperature

CRI ≥ 70  
4000K (altri su richiesta - other on request)

**Flussi e potenze**  
Luminous flux and power



**Certificazioni**  
Certifications

**Sistemi di controllo**  
Lighting Control Systems

F WL FLC \*altri su richiesta  
others on request

**Connessione di rete**  
Network connection

BR: Cavo integrato  
PT: Scatola in derivazione separata e completa di morsetti passante, MCB e SPD.

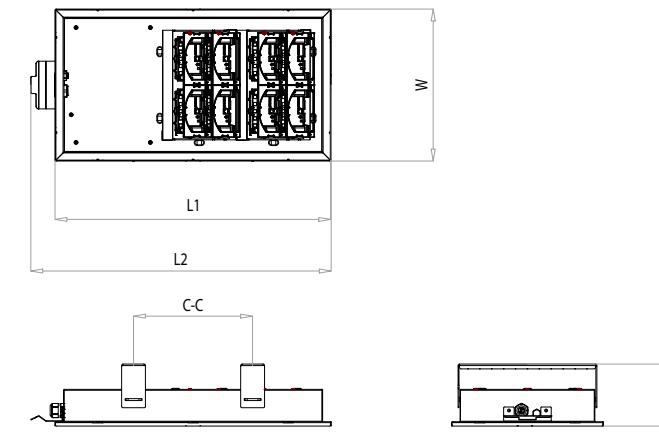
**Opzioni di connessione (solo versione BR)**  
Connection options (only for BR version)

Connettore IEC 309 2P+T  
Cavo Fire proof  
Cavi di rete e controllo DALI separati

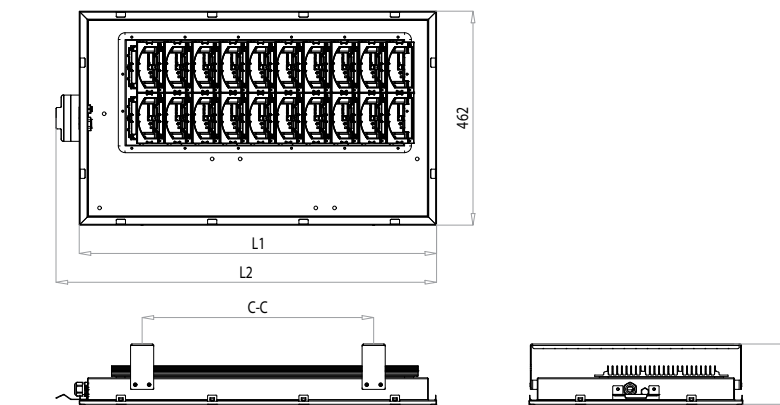
BR: Integrated cable  
PT: Separate junction box complete with pass-through terminal block, MCB and SPD.

IEC 309 2P+T Connector  
Fireproof cable  
Separate network and DALI control cables

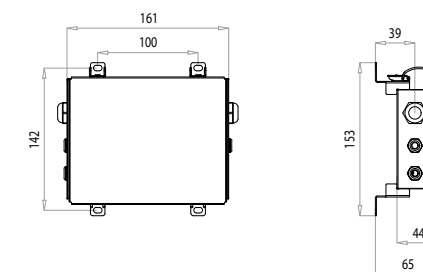
**Dimensioni**  
Dimensions




MODELLO MODEL	L1 mm	L2 mm	W mm	C-C mm
T-LED 4 8 MODULES	580	630	320	1000
T-LED 4 4 MODULES	425	475	320	1000
T-LED 4 2 MODULES	290	340	320	Staffa singola Single fixing bracket



MODELLO MODEL	L1 mm	L2 mm	C-C mm
T-LED 4 20 MODULES	772	822	500
T-LED 4 16 MODULES	652	702	500
T-LED 4 12 MODULES	577	627	250



Scatola derivazione  
Junction box



**T-LED 4**  
Sistema a sgancio rapido  
Instant unlock system





# MX PRO TUNNEL



## Illumina gallerie stradali in totale sicurezza


*Illuminates road tunnels in total safety*




**Italy**  
Reference

**La serie completa**  
*The complete series*

**MX PRO 1 TUNNEL**



**MX PRO 2 TUNNEL**



# Caratteristiche principali

Main Features

**MX PRO**  
TUNNEL



## Ottiche asimmetriche per illuminazione gallerie | Rinforzo

Asymmetric optics for tunnel lighting | Reinforcement



Emissione stretta Narrow emission	AS-45N	Emissione media Medium emission	AS-45M	Emissione larga Wide emission	AS-45W
	AS-55N		AS-55M		AS-55W
	AS-65N		AS-65M		AS-65W

## Ottiche simmetriche per illuminazione gallerie | Rinforzo e permanente

Asymmetric optics for tunnel lighting | Reinforcement and Permanent


Emissione extra stretta Extra narrow emission	TS-V	Emissione stretta Narrow emission	TS-ES	Emissione media Medium emission	TS	Emissione larga Wide emission	TS-A	Emissione extra larga Extra wide emission	TS-07
			TS-US		TS-EM		TS-W		
					TS-UM				

### Classe di isolamento Insulation class



BR (Branch wiring): II, I  
PT (Pass through): I

### Grado di protezione Protection Degree



IP66/IP67 | IK09

### Peso Weight

MX PRO 1 TUNNEL: max 5Kg  
MX PRO 2 TUNNEL: max 10Kg

### Superficie esposta Exposed surface

MX PRO 1 TUNNEL | Bracket A | laterale side: 0,024m<sup>2</sup> | pianta top: 0,121 m<sup>2</sup>  
MX PRO 1 TUNNEL | Bracket C | laterale side: 0,030m<sup>2</sup> | pianta top: 0,146 m<sup>2</sup>  
MX PRO 2 TUNNEL | Bracket A | laterale side: 0,035m<sup>2</sup> | pianta top: 0,21 m<sup>2</sup>  
MX PRO 2 TUNNEL | Bracket C | laterale side: 0,039m<sup>2</sup> | pianta top: 0,24 m<sup>2</sup>

### Montaggio Mounting

Montaggio con staffa integrata per fissaggio universale a canale  
Mounting with integrated bracket for universal duct bracket fixing

### Accessori di montaggio Mounting accessories

Staffa regolabile per canale da 100x75 e 300x75 con sgancio rapido  
Adjustable bracket for 100x75 and 300x75 channel with quick release

### Temperatura di esercizio Operating Temperature

-40°C / +55°C

### Protezione sovratensioni Surge Protection

Fino a 12 kV  
Up to 12 kV

### Temperatura di colore Color Temperature

CRI ≥ 70  
4000K (altri su richiesta - other on request)

### Flussi e potenze Luminous flux and power



### Certificazioni Certifications



### Sistemi di controllo Lighting Control Systems

F WL FLC ZHAGA

\*altri su richiesta  
others on request

### Connessione di rete Network connection

BR: Cavo integrato  
BR: Integrated cable

### Opzioni di connessione Connection options

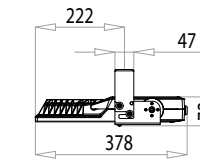
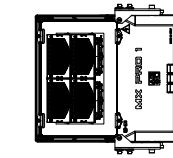
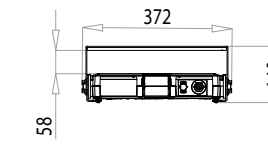
Connettore IEC 309 2P+T  
Cavo Fire proof

IEC 309 2P+T Connector  
Fireproof cable

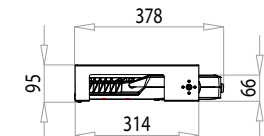
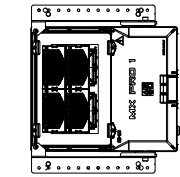
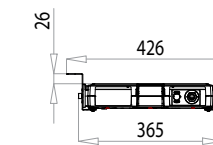
Per i dati aggiornati consultare il sito AEC  
For updated data please check on AEC website

### Dimensioni Dimensions

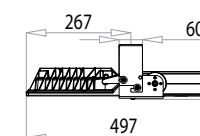
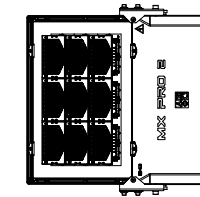
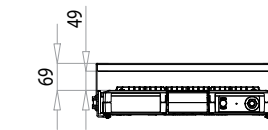
#### MX PRO 1 TUNNEL Staffa A A bracket



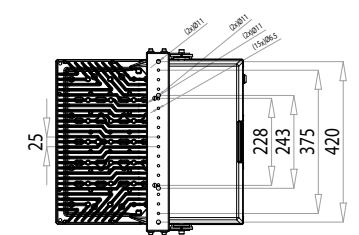
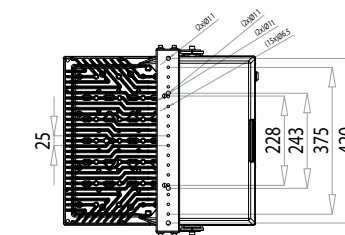
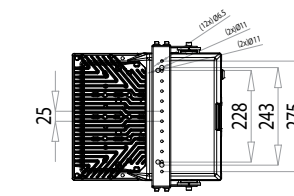
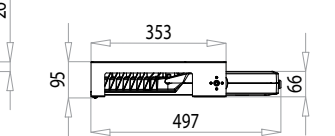
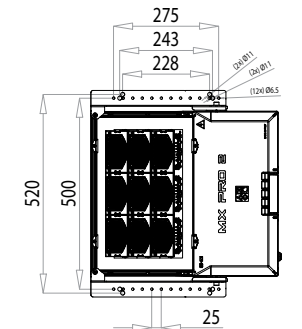
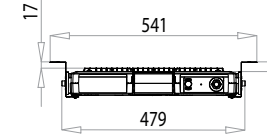
#### MX PRO 1 TUNNEL Staffa C C bracket




#### MX PRO 2 TUNNEL Staffa A A bracket



#### MX PRO 2 TUNNEL Staffa C C bracket



**MX PRO 1 TUNNEL**  
Sistema con sgancio rapido  
Quattro moduli LED  
Four LED modules



**MX PRO 2 TUNNEL**  
Sistema con sgancio rapido  
Nove moduli LED  
Nine LED modules







Røstetunnelen  
Norway




Nordhavn Tunnel  
Denmark



Valnerina Tunnel  
Italy




Skaun Tunnel  
Norway



Mundalsberg Tunnel  
Norway

AEC TUNNEL LIGHTING SOLUTIONS  
TOTAL RELIABILITY







# Architetturale

Architectural



# decor product index

*Indice prodotti*




MADE IN ITALY

ARTISTICO DECOR

# SIENA

**Linee classiche, design moderno  
performance all'avanguardia**

*Classic lines, Modern design  
Cutting Edge Performance*



**Livorno**  
Reference



**Italy**  
Reference

**La serie completa**  
*The complete series*

**SIENA 08**



**SIENA 06**



**SIENA 07**



**SIENA 09**



**SIENA 10**



**SIENA 11**







**SIENA 08**

Testa palo  
Post top

Acciaio zincato e  
verniciato

Galvanized and  
painted steel



**SIENA 07**

Sospensione su tige  
Rod suspension



**SIENA 06**

Sospensione a catena  
Chain suspension



**SIENA 09**

Testa palo  
Post top

Ottone brunito  
Burnished brass



**SIENA 11**

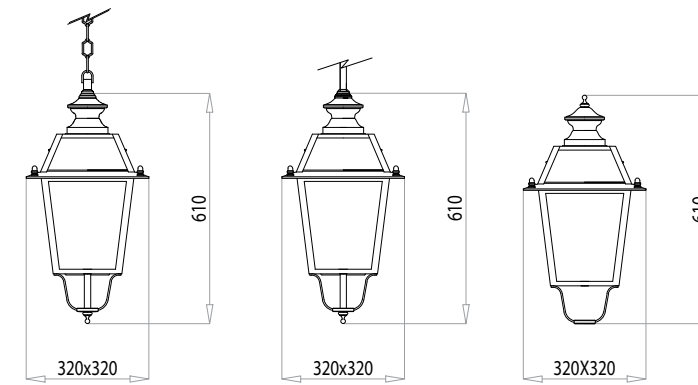
Sospensione su tige  
Rod suspension



**SIENA 10**

Sospensione a catena  
Chain suspension

**Dimensioni**  
Dimensions



SI 06/10

SI 07/11

SI 08/09

**Flussi e potenze**  
Luminous flux and power



**Materiali disponibili**  
Available Materials

SI06/SI07/SI08  
Acciaio zincato e verniciato  
Galvanized and painted steel - Graphite 01  
SI09/SI10/SI11  
Ottone brunito  
Burnished brass



Per i dati aggiornati consultare il sito AEC  
For updated data please check on AEC website

# FIRENZE

**La lanterna Firenze rende omaggio alla bellissima città fiorentina, illuminata da AEC per la prima volta oltre sessanta anni fa.**

*The Florence lantern pays homage to the beautiful Florentine city, illuminated by AEC for the first time over sixty years ago.*



**La serie completa**  
*The complete series*

LF 13



LS 13



LF 28



LS 28



LF 14



LS 14



LF 29



LS 29





**LF 13**

**Materiale**  
*Material*

Acciaio e alluminio  
*Steel and aluminum*

**Colore**  
*Color*

Grafite  
*Graphite finish*



**LF 28**

**Materiale**  
*Material*

Acciaio e alluminio  
*Steel and aluminum*

**Colore**  
*Color*

Grafite  
*Graphite finish*



**LS 13**

**Materiale**  
*Material*

Acciaio e alluminio  
*Steel and aluminum*

**Colore**  
*Color*

Grafite  
*Graphite finish*



**LS 28**

**Materiale**  
*Material*

Acciaio e alluminio  
*Steel and aluminum*

**Colore**  
*Color*

Grafite  
*Graphite finish*



**LF 14**

**Materiale**  
*Material*

Ottone e rame  
*Brass and copper*

**Colore**  
*Color*

Ottone  
*Brass finish*



**LF 29**

**Materiale**  
*Material*

Ottone e rame  
*Brass and copper*

**Colore**  
*Color*

Ottone  
*Brass finish*



**LS 14**

**Materiale**  
*Material*

Ottone e rame  
*Brass and copper*

**Colore**  
*Color*

Ottone  
*Brass finish*



**LS 29**

**Materiale**  
*Material*

Ottone e rame  
*Brass and copper*

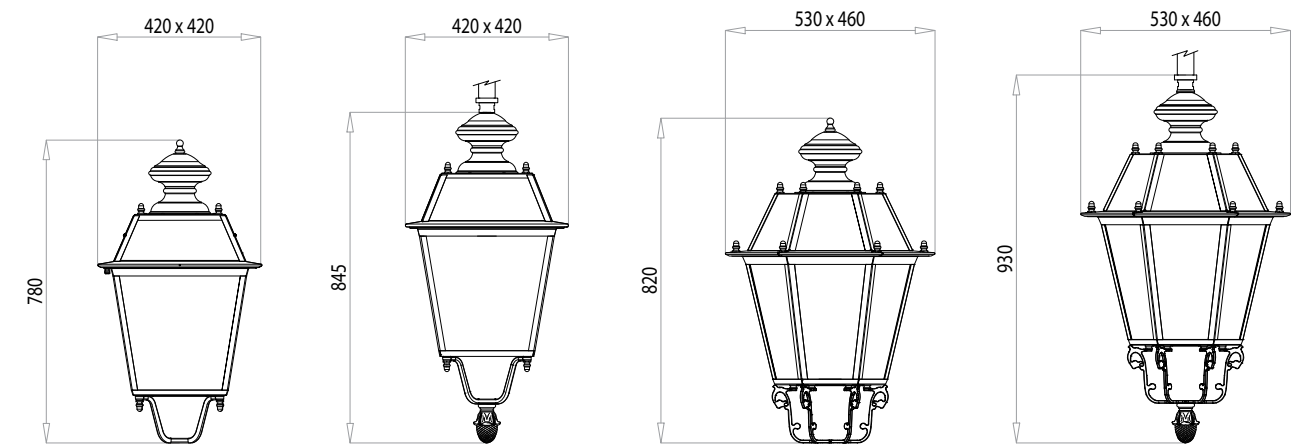
**Colore**  
*Color*

Ottone  
*Brass finish*



**Dimensioni**

*Dimensions*



**LF 13/14**

**LS 13/14**

**LF 28/29**

**LS 28/29**

**Flussi e potenze**

*Luminous flux and power*




**Materiali disponibili**

*Available Materials*

LF/LS 13 | LF/LS 28  
Acciaio zincato e verniciato - grafite 01  
*Galvanized and painted steel - Graphite 01*  
LF/LS 14 | LF/LS 29  
Ottone brunito  
*Burnished brass*





# IBOX

## Modulo LED refitting per la conversione di lampade obsolete e installazioni esterne ad incasso.

*Refitting LED module for conversion of obsolete lamps and external built-in installations.*




**Cavalese**  
Reference




**Grottole**  
Reference

**La serie completa**  
*The complete series*

**iBox**



**iBox Smart**





# Caratteristiche principali

## Main Features




### Gruppo ottico

Available Optics



#### STE-M/S



Ottica asimmetrica per illuminazione stradale extraurbana.  
Asymmetrical optic for suburban street lighting.

#### STU-M/S




Ottica asimmetrica per illuminazione stradale, urbana e ciclopedonale.  
Asymmetrical optic for street, urban and cycle-path lighting.

#### STW



Ottica asimmetrica per illuminazione di strade larghe urbane e extraurbane, specifica per asfalti bagnati.  
Asymmetrical optic for wide urban and suburban road lighting, specific for wet asphalts.

#### SV/SV2



Ottica asimmetrica per illuminazione di strade urbane molto strette.  
Asymmetrical optic for very narrow urban streets lighting.

#### S05



Ottica asimmetrica per illuminazione stradale, urbana e aree verdi.  
Asymmetrical optic for street, urban and green areas lighting.

#### S



Ottica simmetrica per illuminazione urbana e aree verdi.  
Symmetrical optic for urban and green areas lighting.

#### TS



Ottica simmetrica per illuminazione a centro strada  
Symmetrical optic for center street lighting

### Classe di isolamento


Insulation class

II, I



### Grado di protezione

Protection Degree



iBox Vano ottico Optical unit	IP66	iBox Smart Vano ottico Optical unit	IP66
Vano cablaggio Gear tray	IP67	Vano cablaggio Gear tray	IP20
Modulo ottico Optical module	IK08	Modulo ottico Optical module	IK08

### Peso

Weight

1-2 moduli LED LED modules: max 1,8 kg  
3-4 moduli LED LED modules: max 3,6 kg

### Montaggio

Mounting

Predisposizione per fissaggio su piastra  
Prepared for mounting on plate

### Temperatura di esercizio

Operating Temperature

-40°C / +35°C

### Temperatura di colore

Color Temperature

CRI ≥ 70  
4000K (3000K in opzione optional)

### Protezione sovratensioni

Surge Protection

Fino a 10 kV  
Up to 10 kV

### Sistemi di controllo

Lighting Control Systems

iBox: F DA DAC FLC D10  
iBox Smart: FLC

### Colori disponibili

Available Colors

Grafite 01  
Graphite 01



### Certificazioni

Certifications



### Flussi e potenze

Luminous flux and power



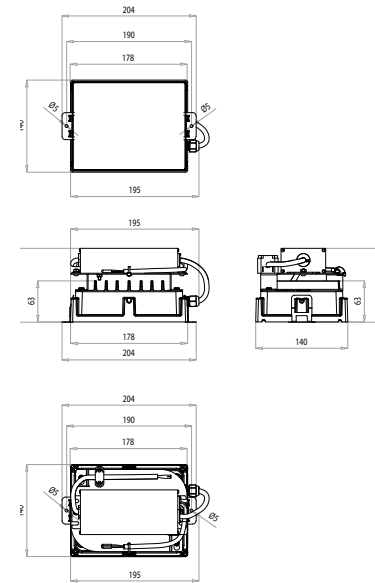
Per i dati aggiornati consultare il sito AEC  
For updated data please check on AEC website

### Dimensioni

Dimensions

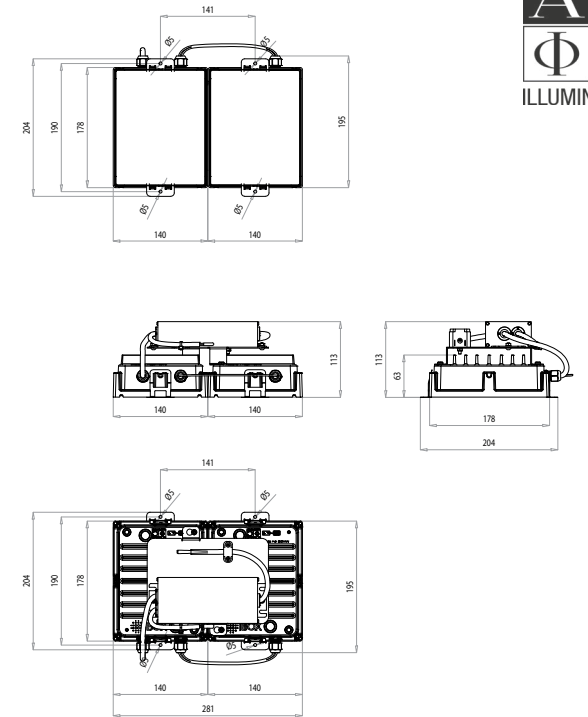
#### iBox

1-2 MODULI LED  
1-2 LED MODULES



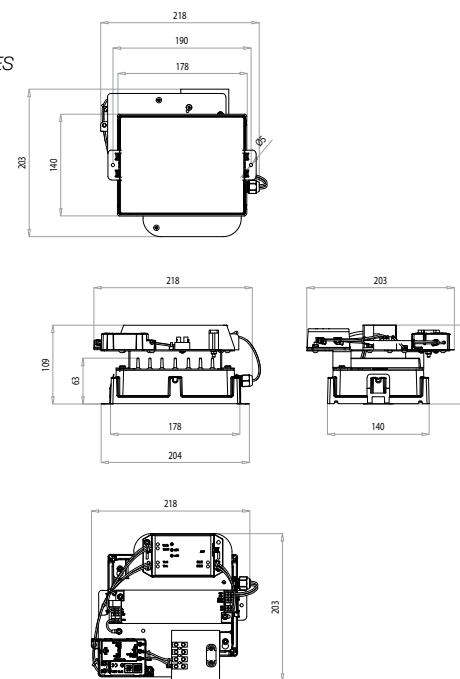
#### iBox

3-4 MODULI LED  
3-4 LED MODULES



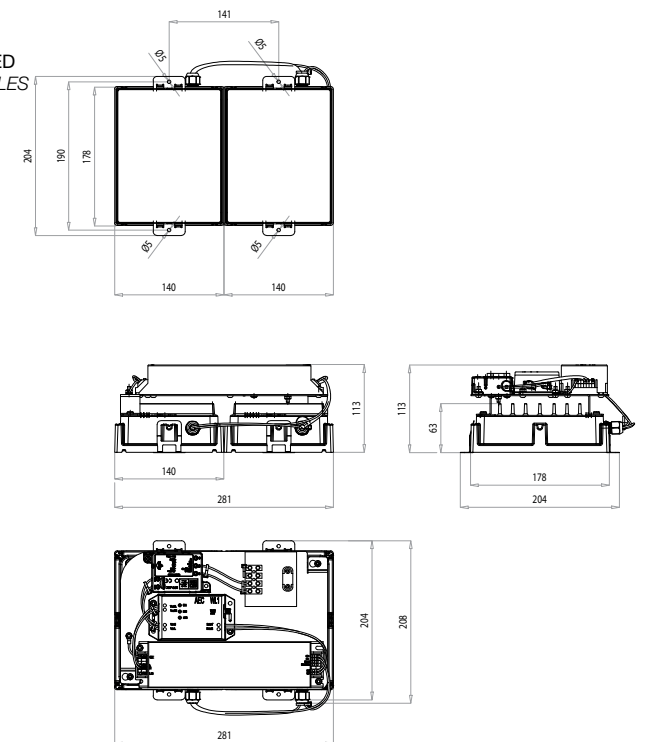
#### iBox SMART

1-2 MODULI LED  
1-2 LED MODULES



#### iBox SMART


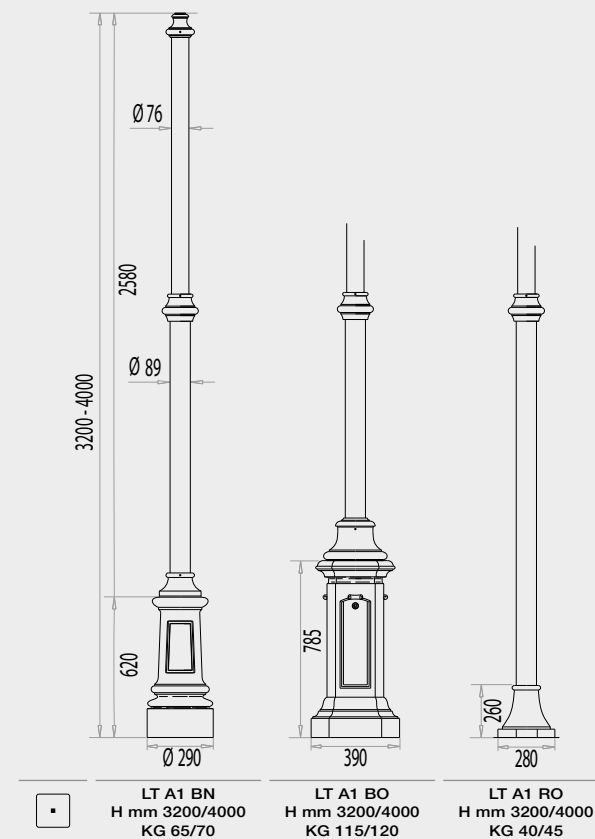
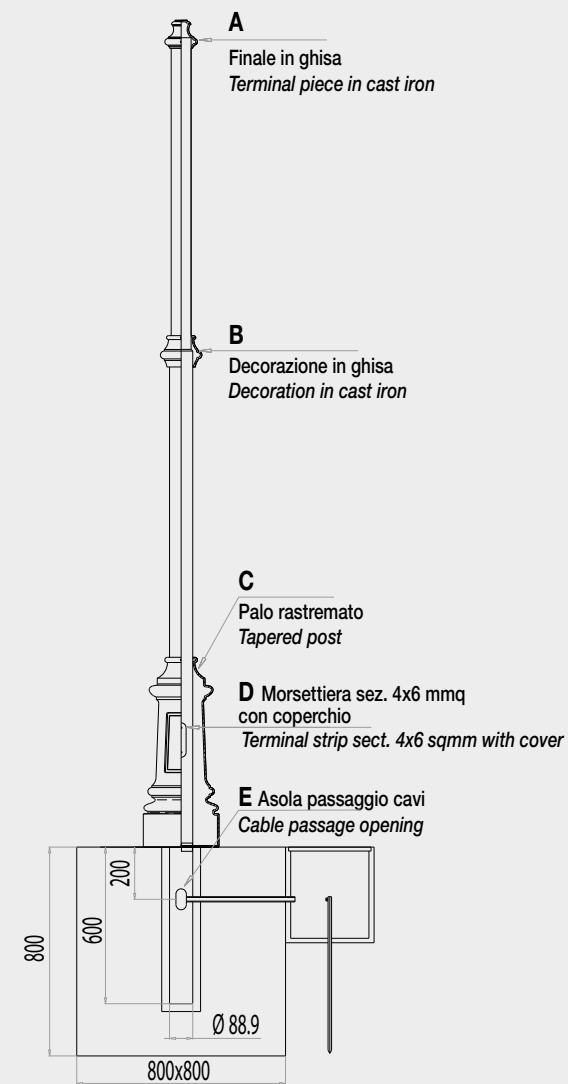
3-4 MODULI LED  
3-4 LED MODULES



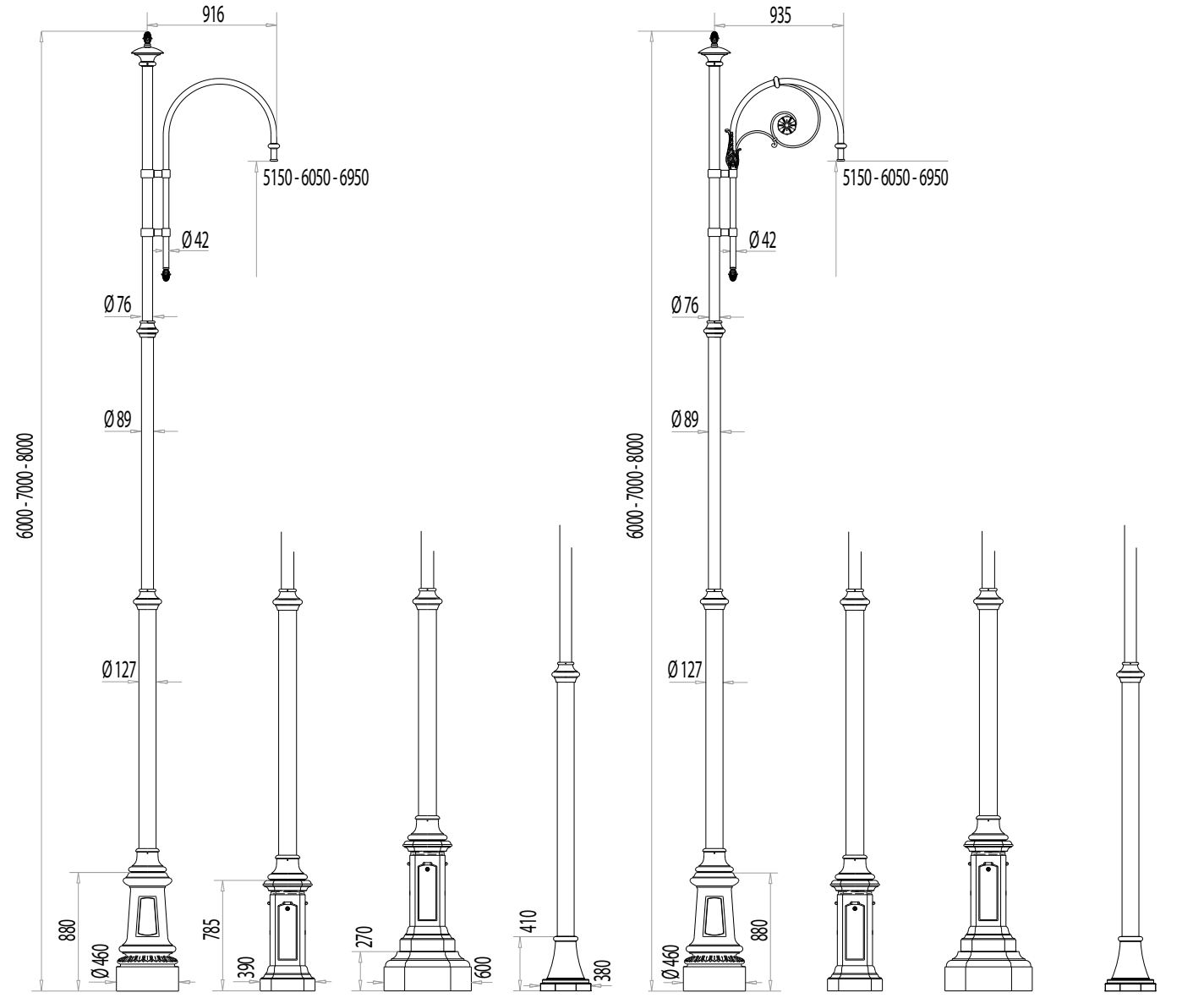
# CANDELABRI

## CANDELABRA

### Vasari

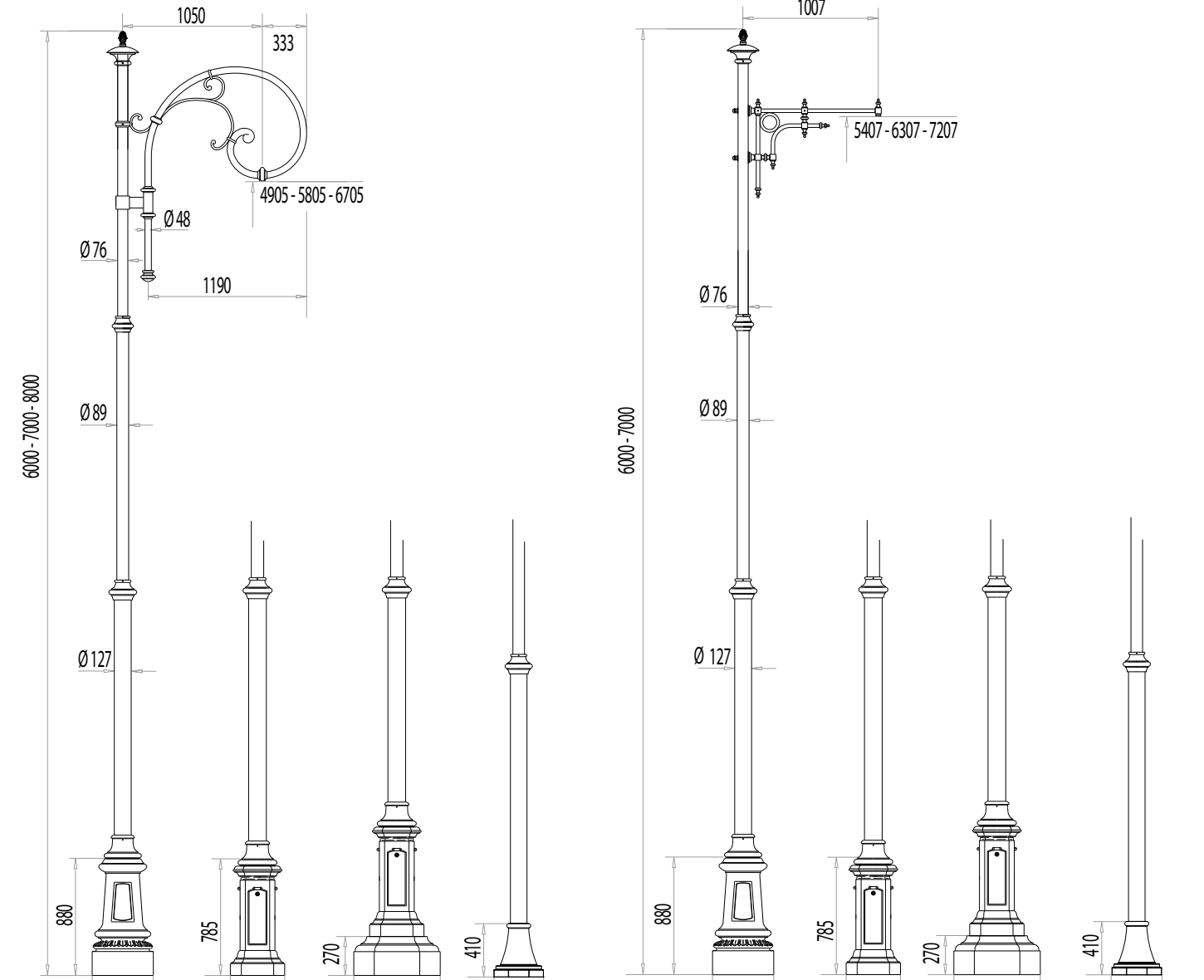






□	LT S1 BC6 H mm 6000 - KG 197	LT S1 B06 H mm 6000 - KG 188	LT S1 BT6 H mm 6000 - KG 242	LT S1 R06 H mm 6000 - KG 128	LT M1 BC6 H mm 6000 - KG 206	LT M1 B06 H mm 6000 - KG 197	LT M1 BT6 H mm 6000 - KG 251	LT M1 R06 H mm 6000 - KG 137
□	LT S1 BC7 H mm 7000 - KG 206	LT S1 B07 H mm 7000 - KG 197	LT S1 BT7 H mm 7000 - KG 251	LT S1 R07 H mm 7000 - KG 135	LT M1 BC7 H mm 7000 - KG 215	LT M1 B07 H mm 7000 - KG 206	LT M1 BT7 H mm 7000 - KG 260	LT M1 R07 H mm 7000 - KG 146
□	LT S1 BC8 H mm 8000 - KG 215	LT S1 B08 H mm 8000 - KG 206	LT S1 BT8 H mm 8000 - KG 260	LT S1 R08 H mm 8000 - KG 146	LT M1 BC8 H mm 8000 - KG 224	LT M1 B08 H mm 8000 - KG 215	LT M1 BT8 H mm 8000 - KG 269	LT M1 R08 H mm 8000 - KG 155
□	LT S2 BC6 H mm 6000 - KG 210	LT S2 B06 H mm 6000 - KG 201	LT S2 BT6 H mm 6000 - KG 255	LT S2 R06 H mm 6000 - KG 150	LT M2 BC6 H mm 6000 - KG 228	LT M2 B06 H mm 6000 - KG 219	LT M2 BT6 H mm 6000 - KG 273	LT M2 R06 H mm 6000 - KG 159
□	LT S2 BC7 H mm 7000 - KG 219	LT S2 B07 H mm 7000 - KG 210	LT S2 BT7 H mm 7000 - KG 264	LT S2 R07 H mm 7000 - KG 159	LT M2 BC7 H mm 7000 - KG 237	LT M2 B07 H mm 7000 - KG 228	LT M2 BT7 H mm 7000 - KG 282	LT M2 R07 H mm 7000 - KG 168
□	LT S2 BC8 H mm 8000 - KG 228	LT S2 B08 H mm 8000 - KG 219	LT S2 BT8 H mm 8000 - KG 273	LT S2 R08 H mm 8000 - KG 168	LT M2 BC8 H mm 8000 - KG 246	LT M2 B08 H mm 8000 - KG 237	LT M2 BT8 H mm 8000 - KG 291	LT M2 R08 H mm 8000 - KG 177
□	LT S3 BC6 H mm 6000 - KG 227	LT S3 B06 H mm 6000 - KG 218	LT S3 BT6 H mm 6000 - KG 272	LT S3 R06 H mm 6000 - KG 158	LT M3 BC6 H mm 6000 - KG 254	LT M3 B06 H mm 6000 - KG 245	LT M3 BT6 H mm 6000 - KG 299	LT M3 R06 H mm 6000 - KG 185
□	LT S3 BC7 H mm 7000 - KG 236	LT S3 B07 H mm 7000 - KG 227	LT S3 BT7 H mm 7000 - KG 281	LT S3 R07 H mm 7000 - KG 167	LT M3 BC7 H mm 7000 - KG 263	LT M3 B07 H mm 7000 - KG 254	LT M3 BT7 H mm 7000 - KG 308	LT M3 R07 H mm 7000 - KG 194
□	LT S3 BC8 H mm 8000 - KG 245	LT S3 B08 H mm 8000 - KG 236	LT S3 BT8 H mm 8000 - KG 290	LT S3 R08 H mm 8000 - KG 176	LT M3 BC8 H mm 8000 - KG 272	LT M3 B08 H mm 8000 - KG 263	LT M3 BT8 H mm 8000 - KG 317	LT M3 R08 H mm 8000 - KG 203

Modelli depositati | Registered design - Scala | Scale 1:40

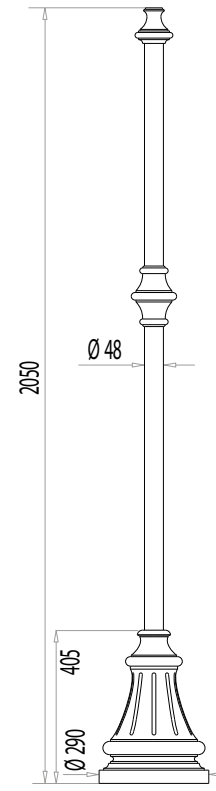
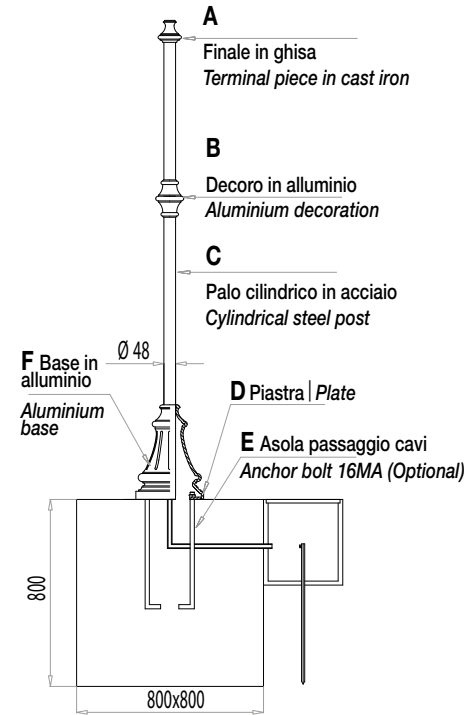


□	LT P1 BC6 H mm 6000 - KG 213	LT P1 B06 H mm 6000 - KG 204	LT P1 BT6 H mm 6000 - KG 258	LT P1 R06 H mm 6000 - KG 144
□	LT P1 BC7 H mm 7000 - KG 222	LT P1 B07 H mm 7000 - KG 213	LT P1 BT7 H mm 7000 - KG 267	LT P1 R07 H mm 7000 - KG 153
□	LT P1 BC8 H mm 8000 - KG 231	LT P1 B08 H mm 8000 - KG 222	LT P1 BT8 H mm 8000 - KG 276	LT P1 R08 H mm 8000 - KG 162
□	LT P2 BC6 H mm 6000 - KG 243	LT P2 B06 H mm 6000 - KG 234	LT P2 BT6 H mm 6000 - KG 288	LT P2 R06 H mm 6000 - KG 174
□	LT P2 BC7 H mm 7000 - KG 252	LT P2 B07 H mm 7000 - KG 243	LT P2 BT7 H mm 7000 - KG 297	LT P2 R07 H mm 7000 - KG 183
□	LT P2 BC8 H mm 8000 - KG 261	LT P2 B08 H mm 8000 - KG 252	LT P2 BT8 H mm 8000 - KG 306	LT P2 R08 H mm 8000 - KG 192
□	LT P3 BC6 H mm 6000 - KG 275	LT P3 B06 H mm 6000 - KG 266	LT P3 BT6 H mm 6000 - KG 320	LT P3 R06 H mm 6000 - KG 206
□	LT P3 BC7 H mm 7000 - KG 284	LT P3 B07 H mm 7000 - KG 275	LT P3 BT7 H mm 7000 - KG 329	LT P3 R07 H mm 7000 - KG 215
□	LT P3 BC8 H mm 8000 - KG 293	LT P3 B08 H mm 8000 - KG 284	LT P3 BT8 H mm 8000 - KG 338	LT P3 R08 H mm 8000 - KG 224

Modelli depositati | Registered design - Scala | Scale 1:40



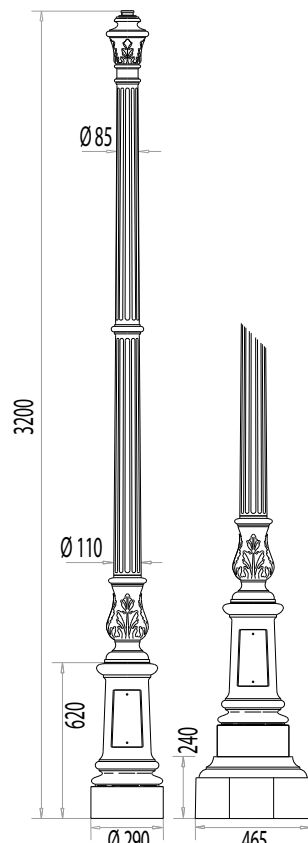
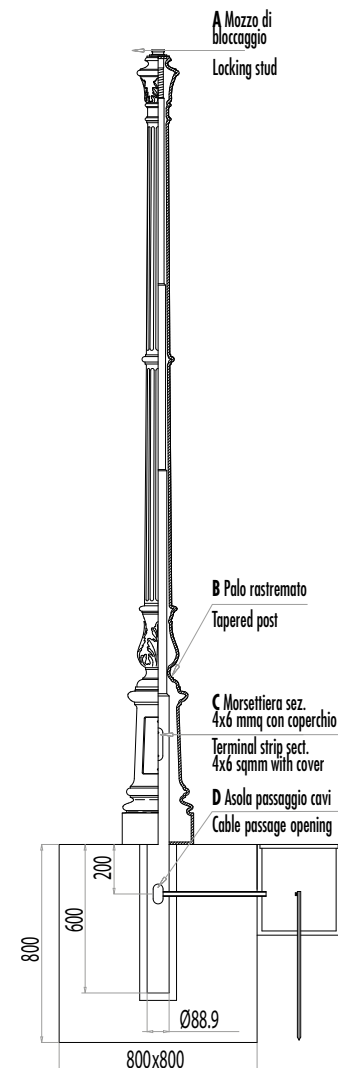
# Siena



SI 01 BS  
H mm 2050  
KG 22

Modelli depositati | Registered design

# Novecento



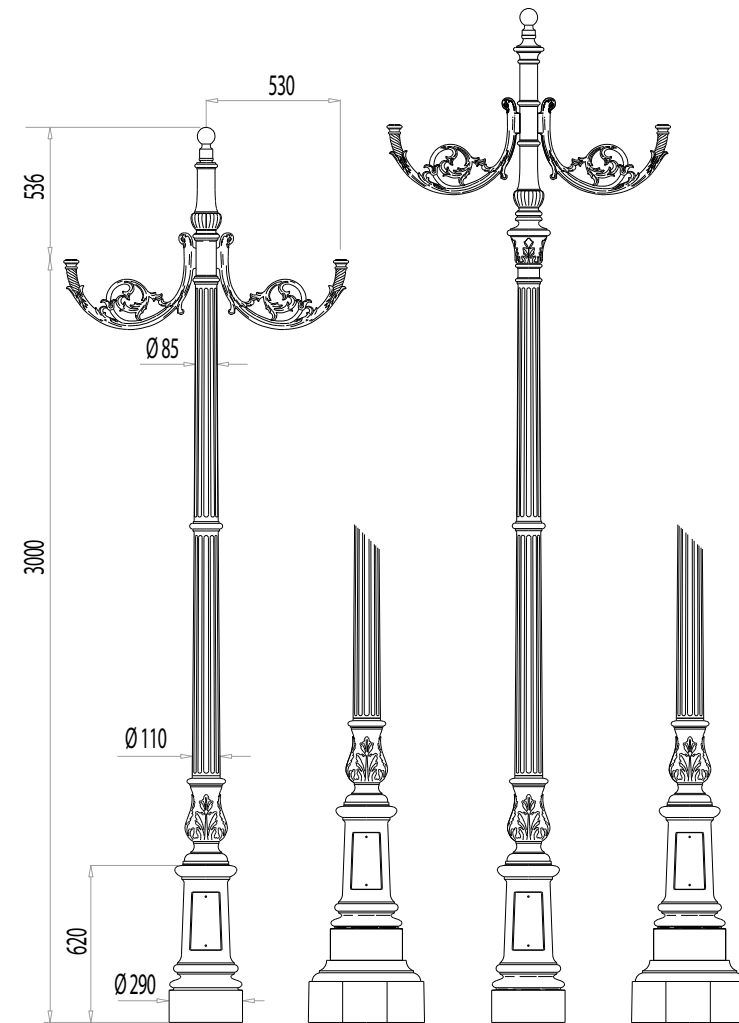
FN A1 BN  
H mm 3200  
KG 110

FN A1 SN  
H mm 3440  
KG 135



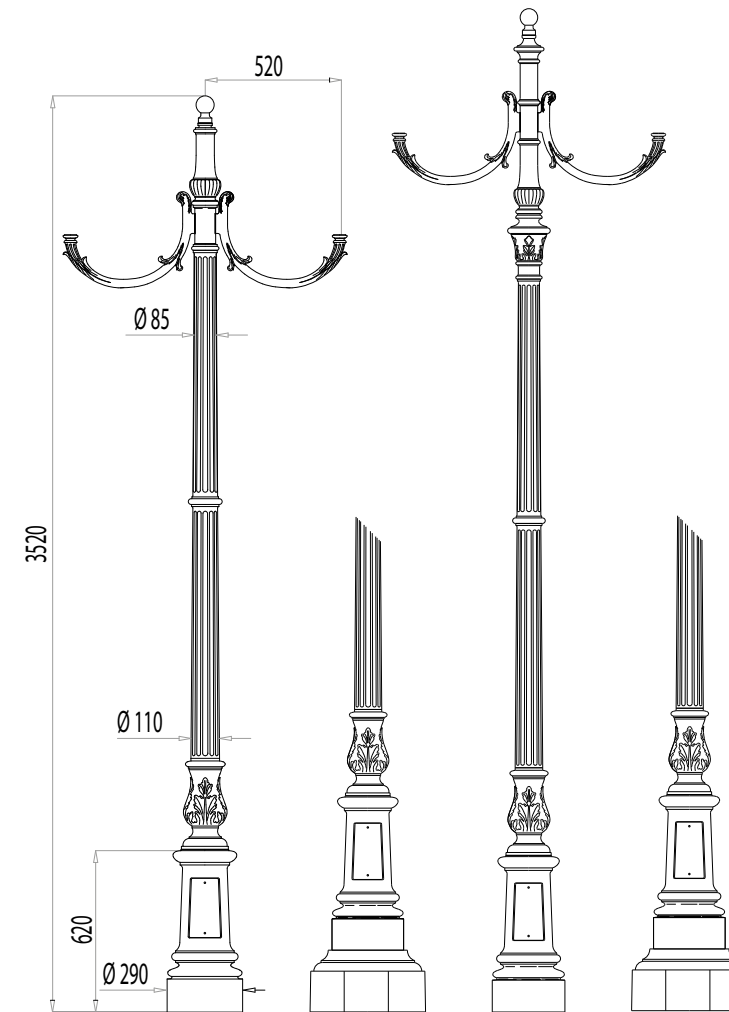
Italy  
Reference





••	FN B2 BN H mm 3000 KG 136	FN B2 SN H mm 3250 KG 161	FN F2 BN H mm 3540 KG 141	FN F2 SN H mm 3790 KG 166
•••	FN B3 BN H mm 3000 KG 144	FN B3 SN H mm 3250 KG 169	FN F3 BN H mm 3540 KG 149	FN F3 SN H mm 3790 KG 174
••••	FN B4 BN H mm 3450 KG 136	FN B4 SN H mm 3700 KG 161	FN F4 BN H mm 3940 KG 141	FN F4 SN H mm 4190 KG 166
•••••	FN B5 BN H mm 3450 KG 144	FN B5 SN H mm 3700 KG 169	FN F5 BN H mm 3940 KG 149	FN F5 SN H mm 4190 KG 174

Modelli depositati | Registered design - Scala | Scale 1:40

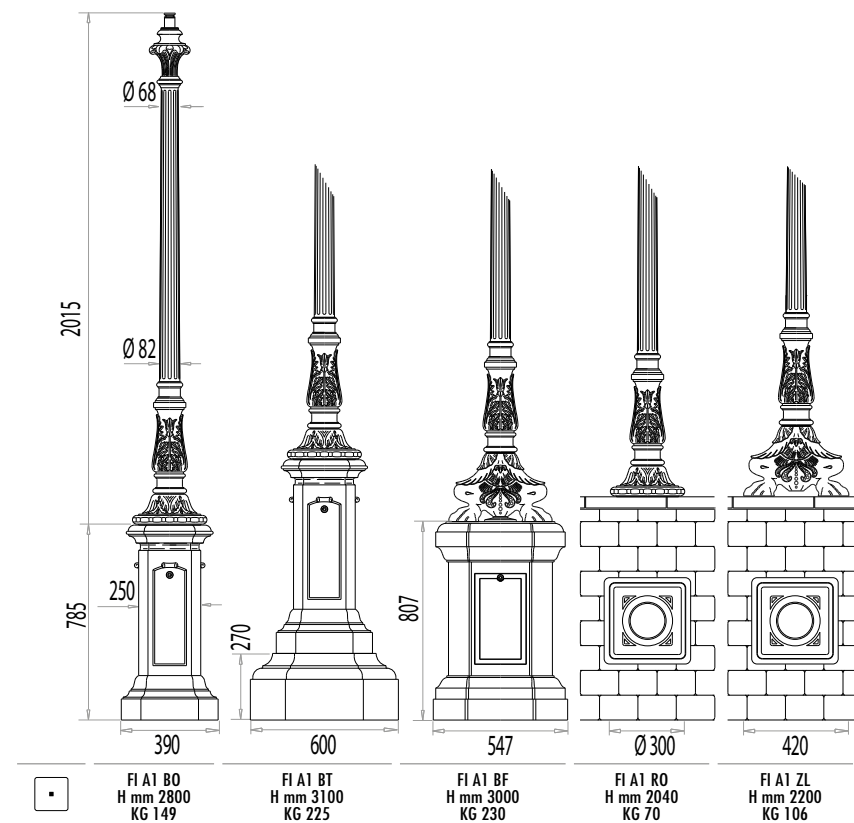
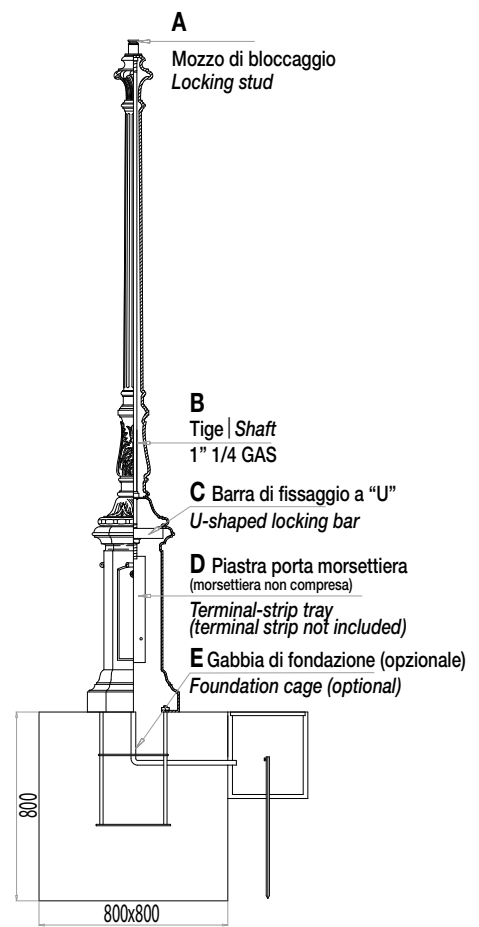


••	FN E2 BN H mm 3450 KG 144	FN E2 SN H mm 3210 KG 159	FN G2 BN H mm 3500 KG 139	FN G2 SN H mm 3750 KG 164
•••	FN E3 BN H mm 2960 KG 141	FN E3 SN H mm 3210 KG 166	FN G3 BN H mm 3500 KG 146	FN G3 SN H mm 3750 KG 171
••••	FN E4 BN H mm 3450 KG 134	FN E4 SN H mm 3700 KG 159	FN G4 BN H mm 3940 KG 139	FN G4 SN H mm 4190 KG 164
•••••	FN E5 BN H mm 3450 KG 141	FN E5 SN H mm 3700 KG 166	FN G5 BN H mm 3940 KG 146	FN G5 SN H mm 4190 KG 171

Modelli depositati | Registered design - Scala | Scale 1:40




# Florence




Modelli depositati | Registered design - Scala | Scale 1:30





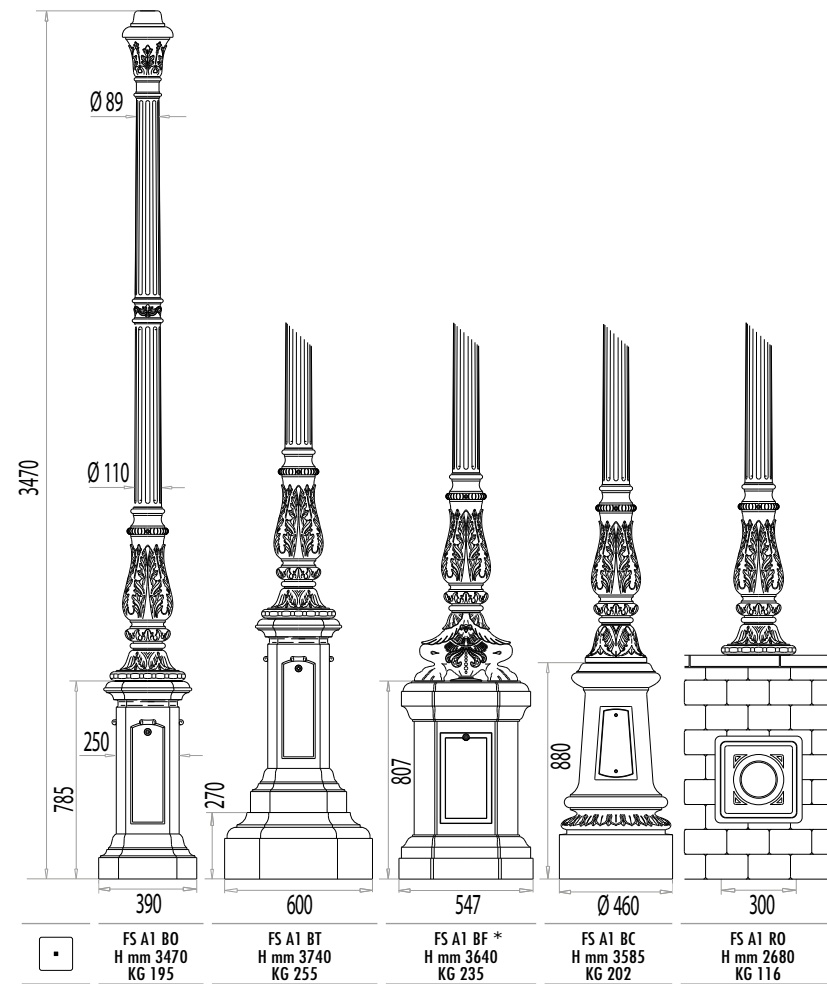
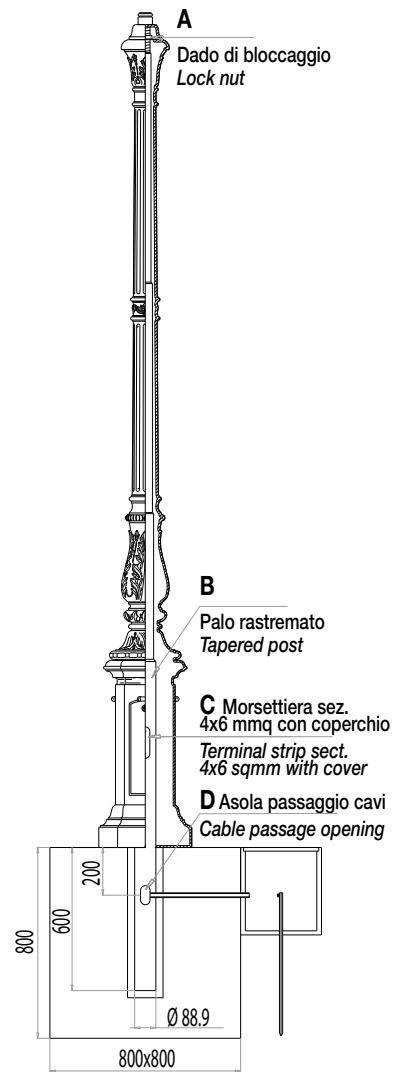
FI B2 BO H mm 3100 - KG 170	FI B2 BT H mm 3400 - KG 245	FI B2 BF H mm 3300 - KG 250	FI B2 RO H mm 2340 - KG 90	FI B2 ZL H mm 2500 - KG 128
FI B3 BO H mm 3100 - KG 177	FI B3 BT H mm 3400 - KG 252	FI B3 BF H mm 3300 - KG 257	FI B3 RO H mm 2340 - KG 97	FI B3 ZL H mm 2500 - KG 135
FI B4 BO H mm 3450 - KG 170	FI B4 BT H mm 3750 - KG 245	FI B4 BF H mm 3650 - KG 250	FI B4 RO H mm 2690 - KG 90	FI B4 ZL H mm 2850 - KG 128
FI B5 BO H mm 3450 - KG 177	FI B5 BT H mm 3750 - KG 252	FI B5 BF H mm 3650 - KG 257	FI B5 RO H mm 2690 - KG 97	FI B5 ZL H mm 2850 - KG 135

Modelli depositati | Registered design - Scala | Scale 1:30

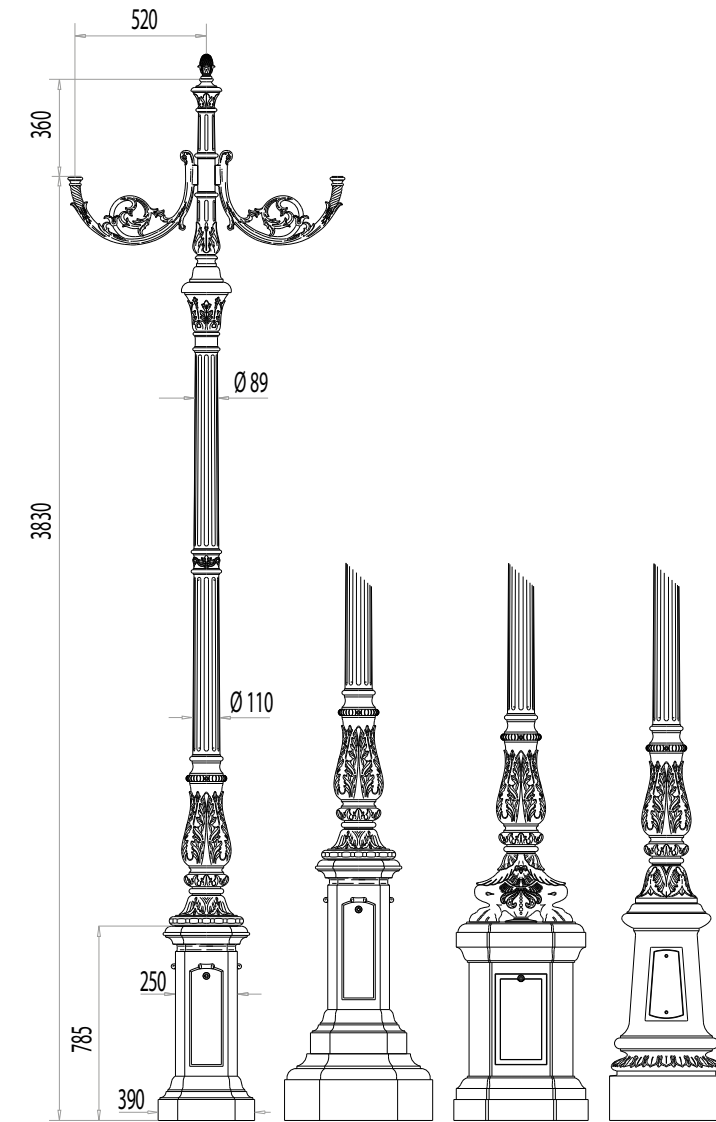


FI C2 BO H mm 3290 - KG 178	FI C2 BT H mm 3590 - KG 254	FI C2 BF H mm 3490 - KG 257	FI C2 RO H mm 2530 - KG 97	FI C2 ZL H mm 2690 - KG 136
FI C3 BO H mm 3290 - KG 189	FI C3 BT H mm 3590 - KG 265	FI C3 BF H mm 3490 - KG 268	FI C3 RO H mm 2530 - KG 108	FI C3 ZL H mm 2690 - KG 147
FI C4 BO H mm 3585 - KG 187	FI C4 BT H mm 3885 - KG 263	FI C4 BF H mm 3785 - KG 263	FI C4 RO H mm 2825 - KG 108	FI C4 ZL H mm 2985 - KG 145
FI C5 BO H mm 3585 - KG 198	FI C5 BT H mm 3885 - KG 274	FI C5 BF H mm 3785 - KG 278	FI C5 RO H mm 2825 - KG 119	FI C5 ZL H mm 2985 - KG 156

Modelli depositati | Registered design - Scala | Scale 1:30

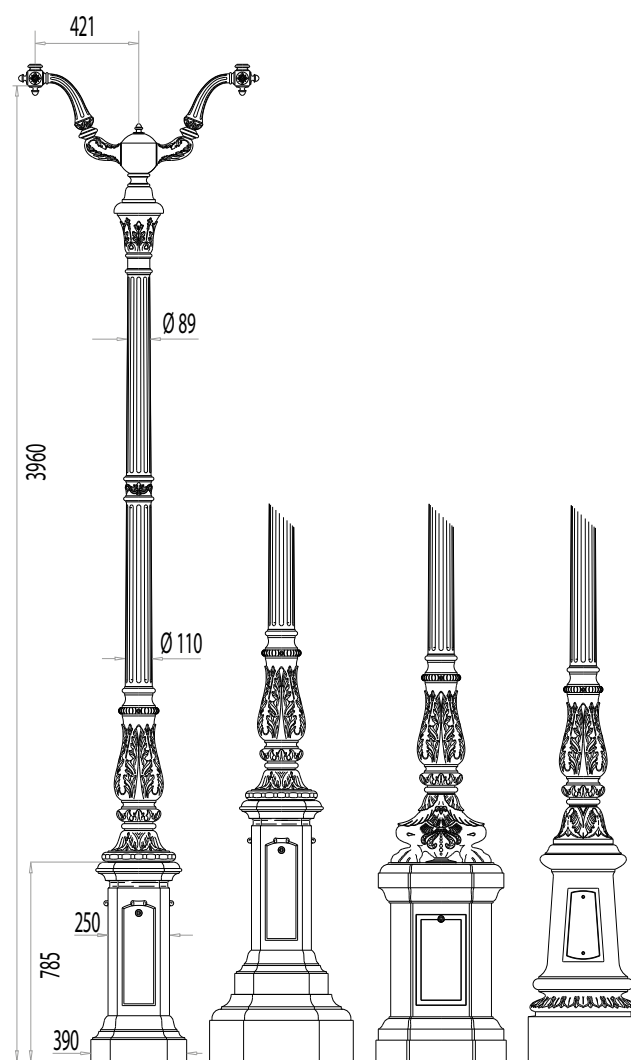


Modelli depositati | Registered design - Scala | Scale 1:30

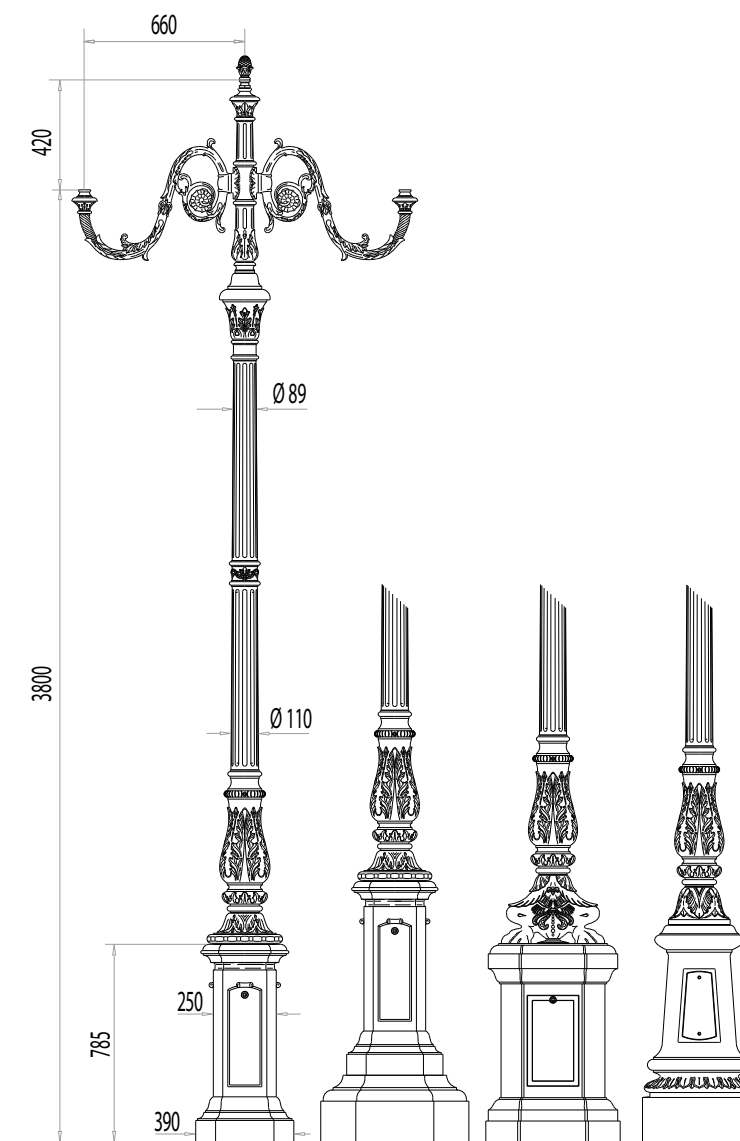


FS B2 BO	FS B2 BT	FS B2 BF *	FS B2 BC
H mm 3830 - KG 230	H mm 4100 - KG 290	H mm 4000 - KG 270	H mm 3945 - KG 237
FS B3 BO	FS B3 BT	FS B3 BF	FS B3 BC
H mm 3830 - KG 237	H mm 4100 - KG 297	H mm 4000 - KG 277	H mm 3945 - KG 244
FS B4 BO	FS B4 BT	FS B4 BF	FS B4 BC
H mm 4220 - KG 230	H mm 4490 - KG 290	H mm 4390 - KG 270	H mm 4335 - KG 237
FS B5 BO	FS B5 BT	FS B5 BF - H mm 4390 - KG 277	FS B5 BC
H mm 4220 - KG 237	H mm 4490 - KG 297		H mm 4335 - KG 244





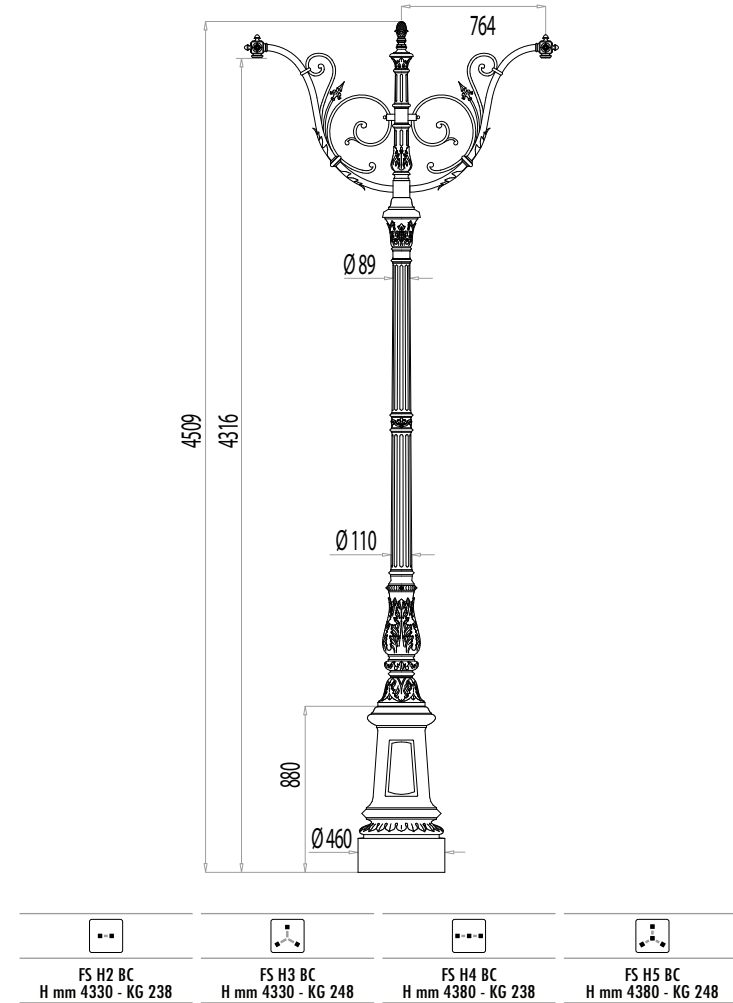
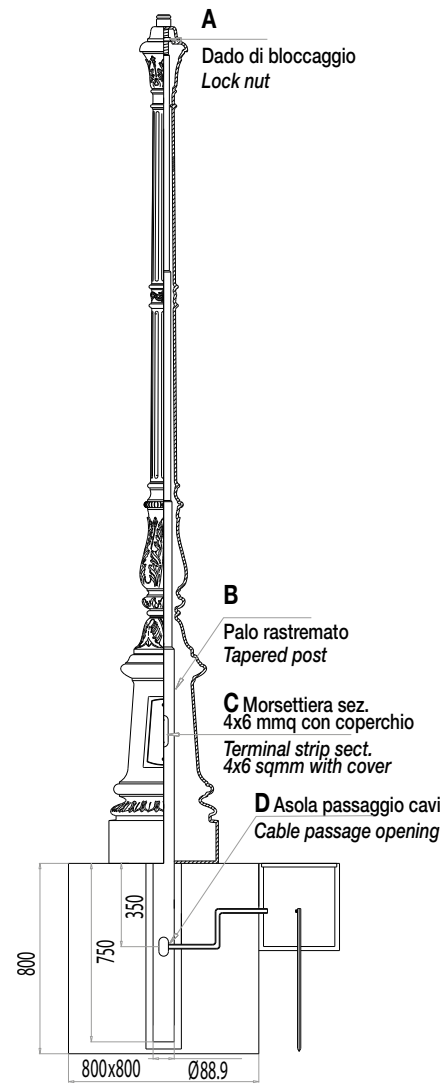
□ □	FS C2 B0 H mm 3960 - KG 225	FS C2 BT H mm 4230 - KG 285	FS C2 BF* H mm 4130 - KG 275	FS C2 BC H mm 4075 - KG 232
□ □ □	FS C3 B0 H mm 3960 - KG 236	FS C3 BT H mm 4230 - KG 296	FS C3 BF H mm 4130 - KG 286	FS C3 BC H mm 4075 - KG 243
□ □ □ □	FS C4 B0 H mm 4310 - KG 230	FS C4 BT H mm 4580 - KG 290	FS C4 BF H mm 4480 - KG 270	FS C4 BC H mm 4425 - KG 237
□ □ □ □ □	FS C5 B0 H mm 4310 - KG 241	FS C5 BT H mm 4580 - KG 301	FS C5 BF H mm 4480 - KG 281	FS C5 BC H mm 4425 - KG 248



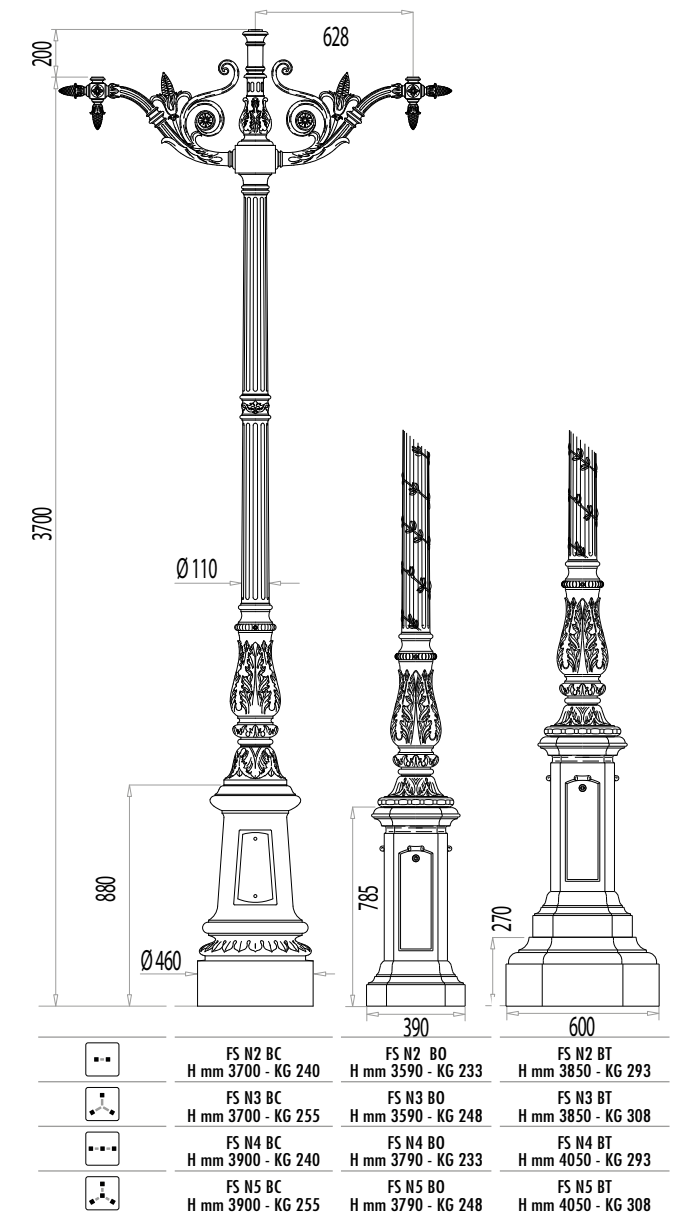
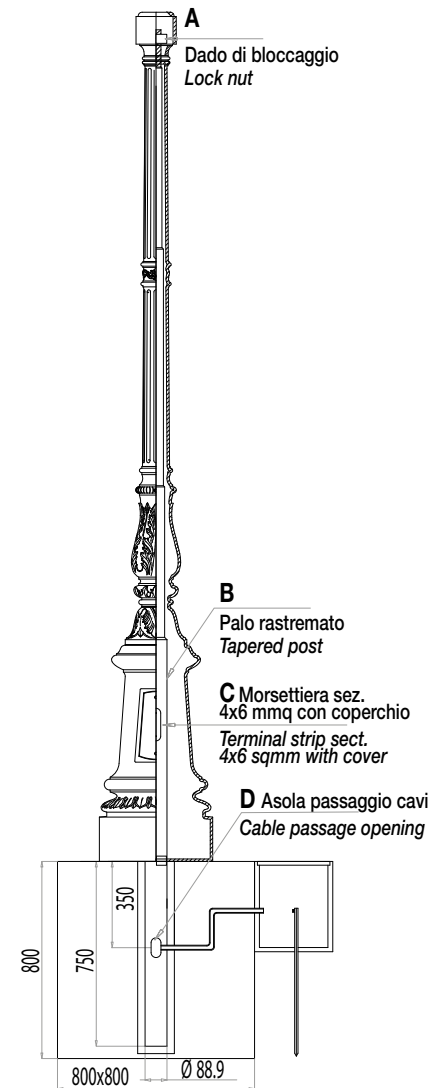
□ □	FS D2 B0 H mm 3800 - KG 240	FS D2 BT H mm 4070 - KG 300	FS D2 BF* H mm 3970 - KG 280	FS D2 BC H mm 3915 - KG 247
□ □ □	FS D3 B0 H mm 3800 - KG 254	FS D3 BT H mm 4070 - KG 314	FS D3 BF H mm 3970 - KG 294	FS D3 BC H mm 3915 - KG 261
□ □ □ □	FS D4 B0 H mm 4220 - KG 240	FS D4 BT H mm 4490 - KG 300	FS D4 BF H mm 4390 - KG 280	FS D4 BC H mm 4335 - KG 247
□ □ □ □ □	FS D5 B0 H mm 4220 - KG 254	FS D5 BT H mm 4490 - KG 314	FS D5 BF H mm 4390 - KG 294	FS D5 BC H mm 4335 - KG 261

# Milano

# Francia



Modelli depositati | Registered design - Scala | Scale 1:40

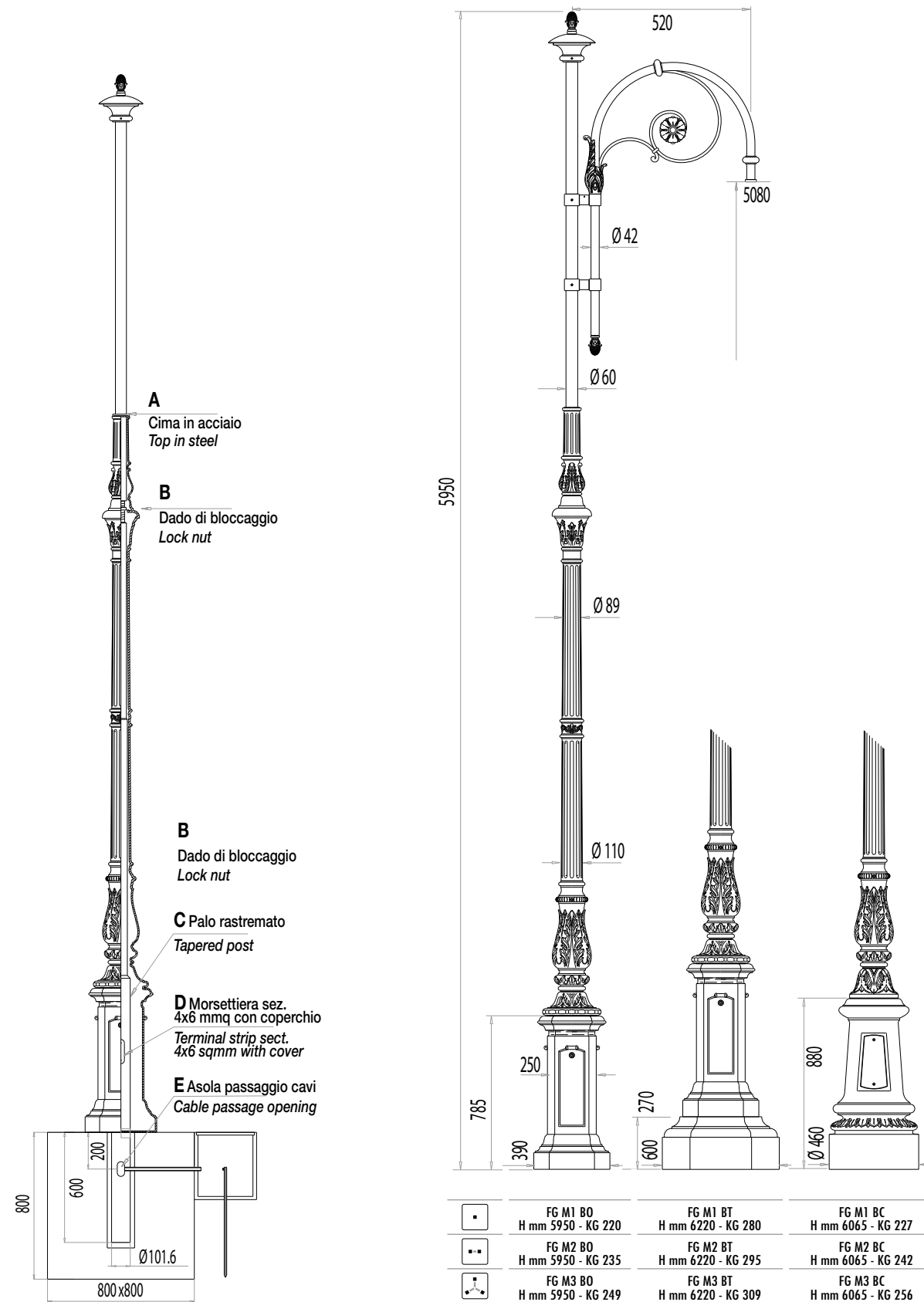


Modelli depositati | Registered design - Scala | Scale 1:30




# Granducato

## Bracci artistici Decorative Brackets



Modelli depositati | Registered design - Scala | Scale 1:30








# indoor

## product index

*Indice prodotti*







## Plafoniera LED per interni industriali

*LED ceiling light for industrial interiors*




**Italy**  
Reference




**La serie completa**  
*The complete series*

**GA 12**



**GA 15**



# Caratteristiche principali

Main Features



**Gruppo ottico**  
Available Optics



**LB-M**



Emissione media *Medium emission*  
Ottica simmetrica, specifica per illuminazione da interni.  
*Symmetrical optic, specific for interior lighting.*

**LB-L**



Emissione lambertiana *Lambertian Emission*  
Ottica simmetrica, specifica per illuminazione da interni.  
*Symmetrical optic, specific for interior lighting.*

**LB-AS2**



Ottica asimmetrica, specifica per illuminazione da interni.  
*Asymmetrical optic, specific for interior lighting.*

**Classe di isolamento**  
*Insulation class*



I

**Grado di protezione**  
*Protection Degree*



IP66

**Peso**  
*Weight*

GA 12: max 4,5 kg  
GA 15: max 6 kg

**Montaggio**  
*Mounting*

Fissaggio universale a soffitto, muro, sospensione  
*Universal fixing to ceiling, wall, suspension*

**Temperatura di esercizio**  
*Operating Temperature*

-20°C / +35°C

**Temperatura di colore**  
*Color Temperature*

CRI ≥ 80  
4000K ( 6500K in opzione *optional*)

**Attacco**  
*Mounting fixture*

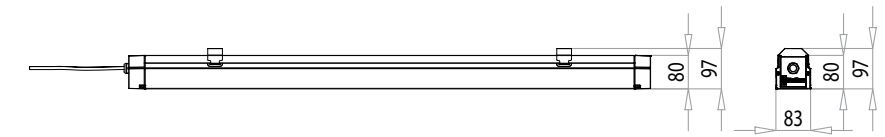
Acciaio inox  
*Stainless steel*

**Corpo**  
*Body*

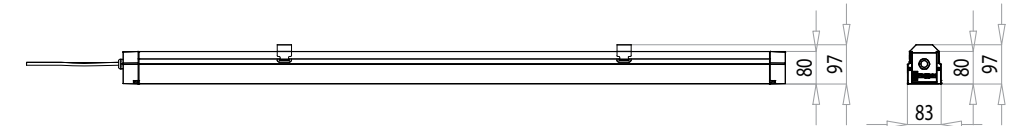

Alluminio estruso verniciato  
*Painted extruded aluminium*

Per i dati aggiornati consultare il sito AEC  
*For updated data please check on AEC website*


**Dimensioni**  
*Dimensions*



**GA 12**



**GA 15**



**Schermo**  
*Screen*

PMMA

**Sistemi di controllo**  
*Lighting Control Systems*



**Certificazioni**  
*Certifications*



**Colori disponibili**  
*Available Colors*

Bianco RAL 9003  
*White RAL 9003*

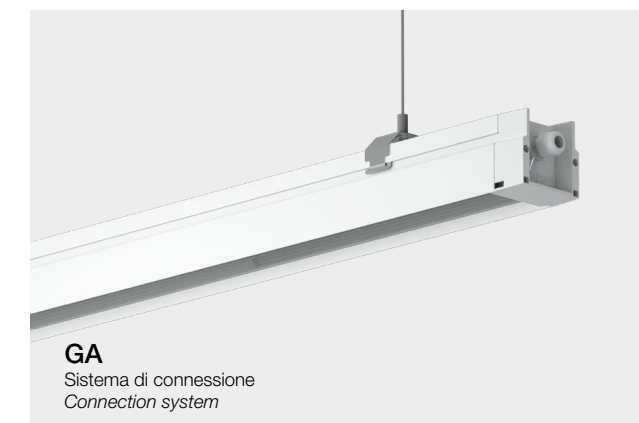


Colori custom\*  
*Custom colors*




\*Su richiesta  
*Upon request*

**Flussi e potenze**  
*Luminous flux and power*



**GA**  
Sistema di connessione  
*Connection system*






# GH

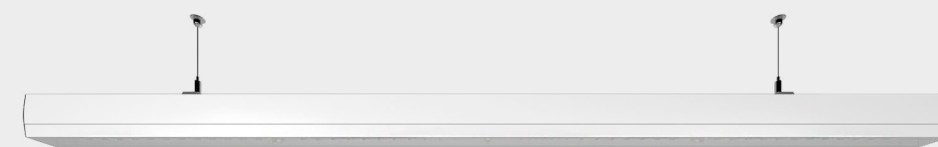
## Profilo LED modulare per luce continua

*Modular LED profile  
for continuous light*




**La serie completa**  
*The complete series*

GH



GH LINEAR



# Caratteristiche principali

Main Features

# GH



**Gruppo ottico**  
Available Optics



**LB-M**



Emissione media *Medium emission*  
 Ottica simmetrica, specifica per illuminazione da interni.  
*Symmetrical optic, specific for interior lighting.*

**Classe di isolamento**  
Insulation class



I

**Grado di protezione**  
Protection Degree



IP40

**Peso**

*Weight*

Modulo Master: 3,8 kg  
 Modulo Slave: 3,5 kg

**Montaggio**

*Mounting*

Fissaggio universale a soffitto, muro, sospensione  
*Universal fixing to ceiling, wall, suspension*

**Temperatura di esercizio**

*Operating Temperature*

-20°C / +35°C

**Temperatura di colore**

*Color Temperature*

CRI ≥ 80  
 4000K ( 6500K in opzione *optional*)

**Attacco**

*Mounting fixture*

Acciaio inox  
*Stainless steel*

**Corpo**

*Body*

Alluminio estruso verniciato a polveri  
*Powder coated extruded aluminium*

**Schermo**

*Screen*

PMMA

**Sistemi di controllo**

*Lighting Control Systems*



**Certificazioni**

*Certifications*



**Colori disponibili**

*Available Colors*

Bianco RAL 9003  
 White RAL 9003



Colori custom\*  
 Custom colors



\*Su richiesta  
 Upon request

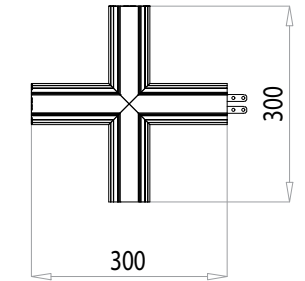
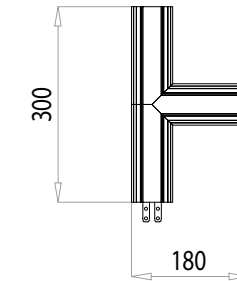
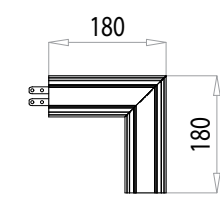
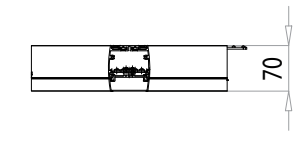
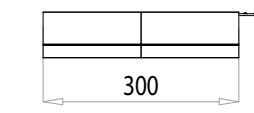
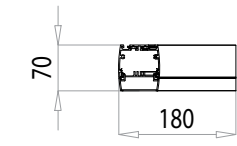
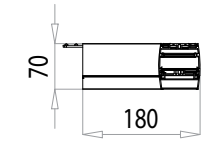
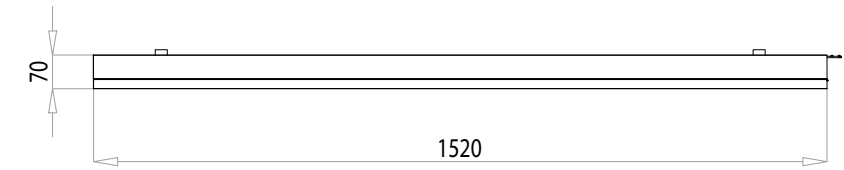
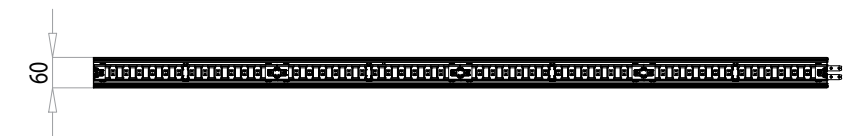
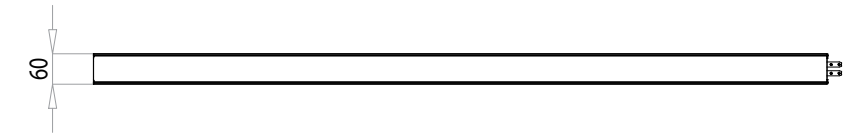
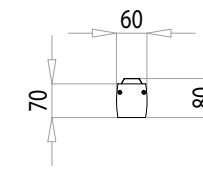
**Flussi e potenze**

*Luminous flux and power*



Per i dati aggiornati consultare il sito AEC  
 For updated data please check on AEC website

**Dimensioni**  
Dimensions




**RACCORDO L**  
L CONNECTION

**RACCORDO T**  
T CONNECTION

**RACCORDO X**  
X CONNECTION



**Raccordo L**  
L connection  
2 ingressi  
2 ports



**Raccordo X**  
X connection  
4 ingressi  
4 ports





**Raccordo T**  
T connection  
3 ingressi  
3 ports



# GQ1

## Lampada professionale per applicazioni industriali

*Professional luminaire for industrial  
applications*



# Caratteristiche principali

Main Features


GQ1

A E  
Φ C  
ILLUMINAZIONE

**Gruppo ottico**  
Available Optics

EXEMPT  
GROUP

HB-M



Emissione media *Medium emission*  
Ottica simmetrica, specifica per illuminazione da interni.  
*Symmetrical optic, specific for interior lighting.*

HB-W



Emissione larga *Large emission*  
Ottica simmetrica, specifica per illuminazione da interni.  
*Symmetrical optic, specific for interior lighting.*

HB-E



Emissione ellittica *Elliptical emission*  
Ottica simmetrica, specifica per illuminazione da interni.  
*Symmetrical optic, specific for interior lighting.*

**Classe di isolamento**  
Insulation class



I

**Grado di protezione**  
Protection Degree

IP 66 IK 08

IP66 | IK08 totale  
IP66 | IK08 total

**Peso**  
Weight

7kg

**Moduli LED**  
LED modules

Gruppo ottico rimovibile  
Removable optical unit

**Montaggio**  
Mounting

Staffa plafone a soffitto  
Ceiling fixing

Sospensione su cavo  
Suspended on cable

Sospensione a catena  
Suspended with chain

Attacco su binario  
Track fixing

Attacco su blindo-sbarra  
Busway fixing

**Temperatura di esercizio**  
Operating Temperature

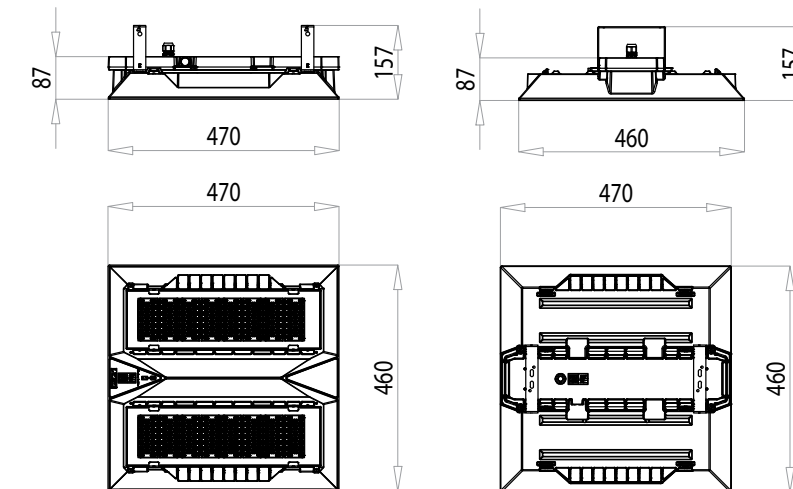
-40°C / +50°C

**Temperatura di colore**  
Color Temperature

CRI ≥ 80  
4000K ( 6500K in opzione *optional*)

Per i dati aggiornati consultare il sito AEC  
For updated data please check on AEC website

**Dimensioni**  
Dimensions



**Protezione sovratensioni**  
Surge Protection

Fino a 4 kV  
Up to 4 kV

**Sistemi di controllo**  
Lighting Control Systems

F DALI MS

**Certificazioni**  
Certifications



**Colori disponibili**  
Available Colors

Bianco RAL 9003  
White RAL 9003



Colori custom\*  
Custom colors



\*Su richiesta  
Upon request

**Flussi e potenze**  
Luminous flux and power







VAC



Κ  
Φ  
C





# Italy Reference



# poles

## product index

*Indice prodotti*

278



**Serie cilindrico**  
*Cylindrical Series*

286



**Serie rastremato**  
*Tapered Series*

292



**Serie conico curvato**  
*Curved Conical Series*

310



**Serie decorativo Revelampe**  
*Revelampe Decorative Series*

312



**Serie Dragon**  
*Dragon Series*

316



**Serie X-Form**  
*X-Form Series*

294



**Serie rettangolare**  
*Rectangular series*

302



**Serie design**  
*Design Series*

308



**Serie decorativo Delos**  
*Delos Decorative Series*

318



**Mensole**  
*Brackets*




# AEC Pole Division

**AEC Pole Division è lo specifico stabilimento AEC dedicato alla produzione di pali per illuminazione pubblica. La struttura di 7.000 m<sup>2</sup>, che occupa parte di un'area complessiva di 30.000 m<sup>2</sup>, si trova nelle vicinanze dell'Headquarters di AEC Illuminazione. Creatività, design e tecnologie applicate, permettono la realizzazione di sistemi di illuminazione completi di apparecchio e palo, seguendo il concetto Aziendale di "Total Quality System". Con questo stabilimento, AEC offre soluzioni personalizzate per progettisti alla ricerca di sistemi completi di illuminazione dal design ricercato. La grande varietà di lavorazioni consente di soddisfare ogni tipologia di richiesta, mantenendo sempre l'eccellenza dei prodotti Made in Italy.**

*AEC Pole Division is the specific AEC plant dedicated to the production of poles for public lighting. The 7,000 m<sup>2</sup> structure, which occupies part of a total area of 30,000 m<sup>2</sup>, is located near the AEC Illuminazione Headquarters. Creativity, design and applied technologies allow the creation of lighting systems complete with luminaire and pole, following the company concept of "Total Quality System". With this factory, AEC offers customized solutions for designers looking for complete lighting systems with a refined design. The great variety of processes allows us to satisfy every type of request, always maintaining the excellence of Made in Italy products.*







---

TOTAL QUALITY SYSTEM

# Normative Standards

## ZONE DI VENTO EN40-3-1

### CATEGORIA DEL TERRENO

#### Categoria di terreno "I"

Costa marina. Costa di lago con lunghezza sopravvento di almeno 5 km. Terreno piano senza ostacoli.

#### Categoria di terreno "II"

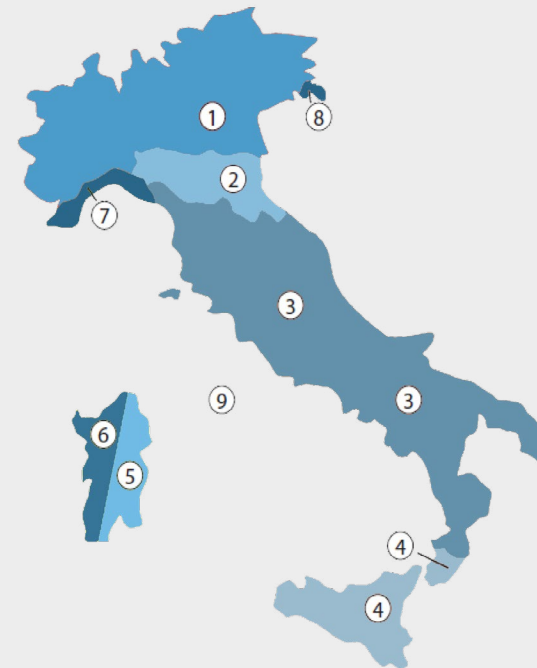
Terreni coltivati cintati da siepi, qualche piccola costruzione agricola, case o alberi.

#### Categoria di terreno "III"

Aree suburbane o industriali e foreste permanenti.

#### Categoria di terreno "IV"

Aree urbane in cui almeno il 15 % della superficie è coperto da edifici con altezza media maggiore di 15 m.



Zona	Regione - Provincia	Vref (m/sec)	Quota limite (m)
1	Val D'Aosta, Piemonte, Lombardia, Trentino, Alto Adige, Veneto, Friuli Venezia Giulia eccetto provincia di Trieste	25 (m/sec)	+ 1.000 m
2	Emilia Romagna	25 (m/sec)	+ 750 m
3	Toscana, Marche, Umbria, Lazio, Abruzzo, Molise, Campania, Puglia, Basilicata e Calabria eccetto provincia di Reggio Calabria	27 (m/sec)	+ 500 m
4	Sicilia e provincia di Reggio Calabria	28 (m/sec)	+ 500 m
5	Sardegna a oriente congiungente Capo Teulada e Maddalena	28 (m/sec)	+ 750 m
6	Sardegna a occidente congiungente Capo Teulada e Maddalena	28 (m/sec)	+ 500 m
7	Liguria	29 (m/sec)	+ 1.000 m
8	Provincia di Trieste	31 (m/sec)	+ 1.500 m
9	Isole (eccetto Sicilia e Sardegna) e mare aperto	31 (m/sec)	+ 500 m

	MATERIALI	MATERIALS
<b>UNI EN 10025</b>	Prodotti laminati a caldo di acciai per impieghi strutturali.	Hot rolled products for structural steel.
<b>UNI EN 10219</b>	Profilati cavi formati a freddo di acciai non legati e a grano fine per strutture saldate.	Type Cold formed welded structural hollow sections of non-alloy and fine grain steels.
<b>UNI EN 485</b>	Alluminio e leghe di alluminio. Lamiere, nastri e piastre.	Aluminium and aluminium alloys. Sheets, coils, and plates.
<b>UNI EN 573</b>	Alluminio e leghe di alluminio. Composizione chimica e forma dei prodotti semicolorati.	Aluminum and aluminum alloys. Chemical composition and shape of semi-colored products.
<b>UNI EN ISO 1461</b>	Rivestimenti di zincatura per immersione a caldo su prodotti finiti ferrosi e articoli di acciaio. Specificazioni e metodi di prova.	Hot dip galvanized coatings on fabricated iron and steel articles. Specifications and test methods.
	PROGETTAZIONE	DESIGN
<b>UNI EN 40-1</b>	Pali per illuminazione. Termini e definizioni.	Lighting columns. Definitions and terms.
<b>UNI EN 40-2</b>	Pali per illuminazione. Dimensioni e tolleranze.	Lighting columns. General requirements and dimensions.
<b>UNI EN 40-3-1</b>	Pali per illuminazione pubblica. Progettazione e verifica. Specifica dei carichi caratteristici.	Lighting columns. Design and verification. Specification for characteristic loads.
<b>UNI EN 40-3-2</b>	Pali per illuminazione pubblica. Progettazione e verifica. Verifica tramite prova.	Lighting columns. Design and verification. Verification by testing.
<b>UNI EN 40-3-3</b>	Pali per illuminazione pubblica. Progettazione e verifica. Verifica mediante calcolo.	Lighting columns. Design and verification. Verification by calculation.
<b>UNI EN 40-5 <sup>(1)</sup></b>	Pali per illuminazione pubblica. Specifiche per pali per illuminazione pubblica di acciaio.	Lighting columns. Requirements for steel lighting columns.
<b>UNI EN 40-6 <sup>(1)</sup></b>	Pali per illuminazione pubblica. Requisiti per pali per illuminazione pubblica di alluminio.	Lighting columns. Requirements for aluminium lighting columns.

## EN40

La norma Europea EN40 "Pali per illuminazione" è stata introdotta nei paesi della Unione Europea nel 2005. La norma regola e controlla i criteri progettuali fino ai requisiti richiesti nelle varie fasi produttive. La marcatura **CE** diventa quindi garanzia di conformità del prodotto per l'uso dichiarato dal costruttore stesso. È responsabilità del progettista identificare l'area massima di portata del palo e identificarlo in base alla zona di installazione specificata nella seguente tabella "ZONA DI VENTO EN 40-3-1" AEC mette a disposizione attraverso il proprio ufficio tecnico il servizio di verifica strutturale dei pali in base alla composizione dei corpi illuminanti prescelti.

## EN40

European standard EN40 "Lighting columns" was introduced in the countries of the European Union in 2005. The standard regulates the design criteria, up to the requirements for the various manufacturing stages. Therefore, the **CE** marking constitutes a guarantee of conformity of the product for the use declared by the manufacturer. The designer is responsible for identifying the maximum load area of the pole, based on the installation zone. Through its technical department, AEC is able to provide a structural assessment of the poles, which takes into account the composition of the lighting bodies selected.



# SERIE CILINDRICO C102 C

Palo cilindrico con codolo Ø 60  
Cylindrical pole with spigot Ø 60

Palo in acciaio Ø102 a sezione circolare realizzato in un unico tratto con codolo finale, composto da elementi tubolari saldati in sequenza. Asola ingresso cavi e asola per morsetti con finitura dei bordi del taglio idonea anche per l'applicazione di portella incassata a filo palo. Zincatura a caldo secondo la norma UNI EN ISO 1461 e successiva spazzolatura per garantire una perfetta finitura superficiale. Verniciatura a polveri poliestere.

Circular cross Ø102 section steel pole consisting of one single section with end spigot, made of tubular elements welded in sequence. Cable inlet slot and terminal box slot with finished edges, also suitable for the application of a flush mounted cover door. Hot galvanized in accordance with UNI EN ISO 1461, and subsequent brushing to ensure perfect surface finish. Polyester powder coating.

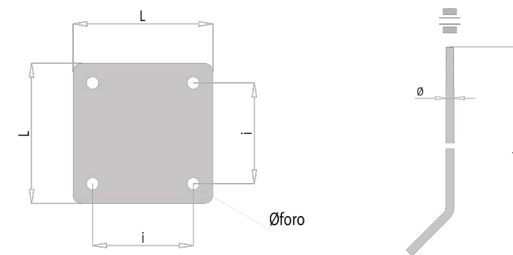
## SPECIFICHE TECNICHE TECHNICAL SPECIFICATIONS

MODELLO Model	H	H1	H2	H3	H4	D	D1
C.102.3.C60.3500	3500	4000	1000	200	500	102	60
C.102.3.C60.4000	4000	4500	1000	200	500	102	60
C.102.3.C60.4500	4500	5000	1000	200	500	102	60
C.102.3.C60.5000	5000	5500	1000	200	500	102	60
C.102.3.C60.5500	5500	6000	1000	200	500	102	60

SPESSORE Thickness	MATERIALE Material	PESO Weight	ASOLA MORS. Hatch Slot	ASOLA ING. CAVI Cable Entry Slot	PORTATA m2 /Kg * Technical Capacity m2/kg *
3 - 3	S235JR	31Kg	H186xL45	H132xL38	0,81 / 62
3 - 3	S235JR	35 Kg	H186xL45	H132xL38	0,63 / 48
3 - 3	S235JR	38 Kg	H186xL45	H132xL38	0,48 / 37
3 - 3	S235JR	42 Kg	H186xL45	H132xL38	0,35 / 28
3 - 3	S235JR	46 Kg	H186xL45	H132xL38	0,28 / 22

Zona 8 cat. II | Zone 8 cat. II

PIASTRA (OPZIONALE) Plate (Optional)	TIRAFONDO (OPZIONALE) Anchor Bolt (Optional)
L250xL250S10 - I 180	Ø18 - L500
L250xL250S10 - I 180	Ø18 - L500
L250xL250S10 - I 180	Ø18 - L500
L250xL250S10 - I 180	Ø18 - L500
L250xL250S10 - I 180	Ø18 - L500



Valori espressi in millimetri | Measures in millimeters

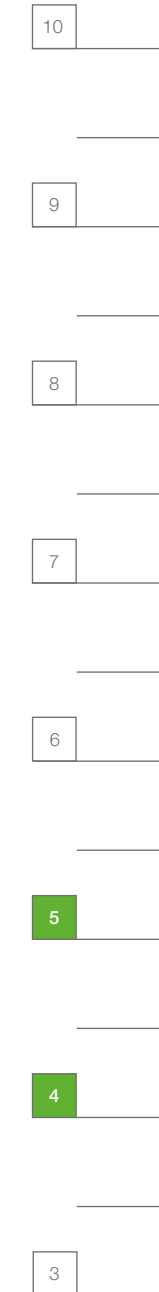
## PORTELLA CON MORSETTIERA (OPZIONALE) TERMINAL BLOCK WITH HATCH (OPTIONAL)

PORTELLA ESTERNA External Cover Plate	PORTELLA FILO PALO Cover Plate
T39	RESET 11
T39	RESET 11
T39	RESET 11
T39	RESET 11
T39	RESET 11



Disponibili a 1 o 2 fusibili | Available with 1 or 2 fuses

## DISEGNO TECNICO TECHNICAL DESIGN



Valori espressi in metri | Measures in metres

# SERIE CILINDRICO C102

Palo cilindrico | *Cylindrical pole*

Palo in acciaio a sezione circolare realizzato in un unico tratto. Asola ingresso cavi e asola per morsetti con finitura dei bordi del taglio idonea anche per l'applicazione di portella incassata a filo palo. Zincatura a caldo secondo la norma UNI EN ISO 1461 e successiva spazzolatura per garantire una perfetta finitura superficiale. Verniciatura a polveri poliestere.

*Circular cross section steel pole consisting of one single section. Cable inlet slot and terminal box slot with finished edges, also suitable for the application of a flush mounted cover door. Hot galvanized in accordance with UNI EN ISO 1461, and subsequent brushing to ensure perfect surface finish. Polyester powder coating.*

## SPECIFICHE TECNICHE *TECHNICAL SPECIFICATIONS*

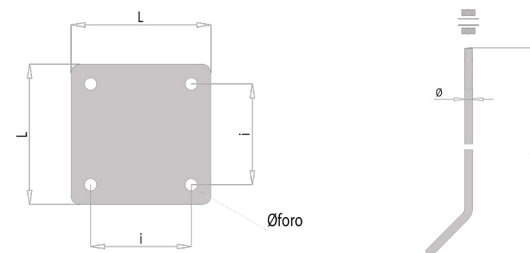
MODELLO <i>Model</i>	H	H1	H2	H3	H4	D
C.102.3.5000	5000	5500	1000	200	500	102
C.102.3.5500	5500	6000	1000	200	500	102

SPESSORE <i>Thickness</i>	MATERIALE <i>Material</i>	PESO <i>Weight</i>	ASOLA MORS. <i>Hatch Slot</i>	ASOLA ING. CAVI <i>Cable Entry Slot</i>	PORTATA m2 /Kg * <i>Technical Capacity m2/kg *</i>
3	S235JR	41 Kg	H186xL45	H132xL38	0,41 / 32
3	S235JR	45 Kg	H186xL45	H132xL38	0,31 / 24

Zona 8 cat. I | Zone 8 cat. I

PIASTRA (OPZIONALE) <i>Plate (Optional)</i>	TIRAFONDO (OPZIONALE) <i>Anchor Bolt (Optional)</i>
L250xL250S10 - I 180	Ø18 - L500
L250xL250S10 - I 180	Ø18 - L500

Valori espressi in millimetri | *Measures in millimeters*



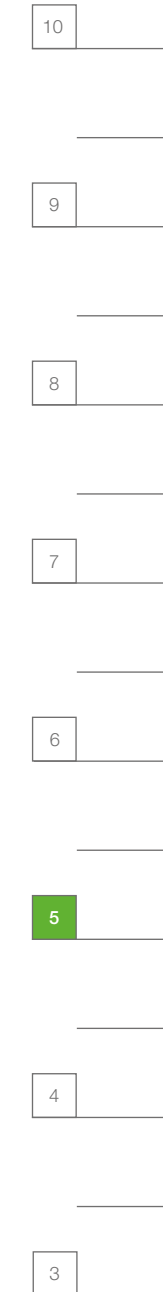
## PORTELLA CON MORSETTIERA (OPZIONALE) *TERMINAL BLOCK WITH HATCH (OPTIONAL)*

PORTELLA ESTERNA <i>External Cover Plate</i>	PORTELLA FILO PALO <i>Cover Plate</i>
T39	RESET 11
T39	RESET 11

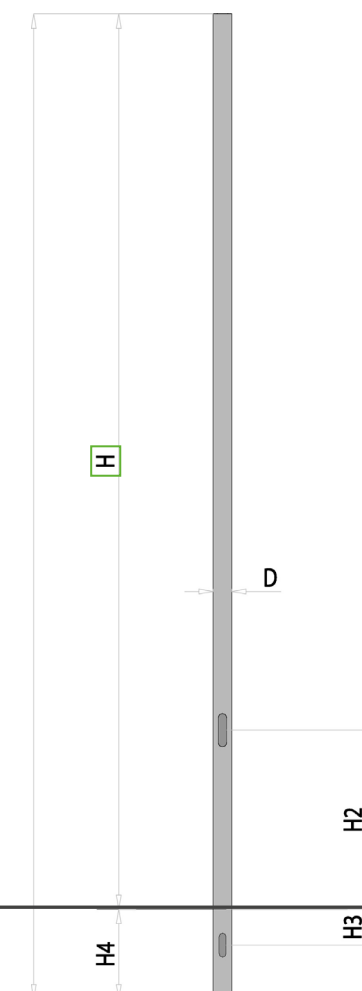
Disponibili a 1 o 2 fusibili | *Available with 1 or 2 fuses*



## DISEGNO TECNICO *TECHNICAL DESIGN*



H  
Altezza punto luce  
*Available luminaire heights*



Valori espressi in metri | *Measures in metres*



# SERIE CILINDRICO C127 C

Palo cilindrico con codolo Ø 102  
Cylindrical pole with spigot Ø 102

Palo in acciaio Ø127 a sezione circolare realizzato in un unico tratto con codolo finale, composto da elementi tubolari saldati in sequenza. Asola ingresso cavi e asola per morsetti con finitura dei bordi del taglio idonea anche per l'applicazione di portella incassata a filo palo. Zincatura a caldo secondo la norma UNI EN ISO 1461 e successiva spazzolatura per garantire una perfetta finitura superficiale. Verniciatura a polveri poliestere.

Circular cross section steel pole Ø127 consisting of one single section with end spigot, made of tubular elements welded in sequence. Cable inlet slot and terminal box slot with finished edges, also suitable for the application of a flush mounted cover door. Hot galvanized in accordance with UNI EN ISO 1461, and subsequent brushing to ensure perfect surface finish. Polyester powder coating.

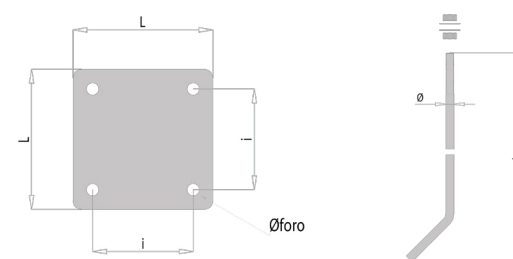
## SPECIFICHE TECNICHE TECHNICAL SPECIFICATIONS

MODELLO Model	H	H1	H2	H3	H4	D	D1
C.127.3.C102.5000	5000	5500	1000	200	500	127	102
C.127.3.C102.6000	6000	6800	1000	200	800	127	102
C.127.3.C102.7000	7000	7800	1000	200	800	127	102
C.127.3.C102.8000	8000	8800	1000	200	800	127	102

SPESSORE Thickness	MATERIALE Material	PESO Weight	ASOLA MORS. Block Hole Hatch	ASOLA ING. CAVI Block Hole Cable Entry	PORTATA m2 /Kg * Technical Capacity m2/kg *
3 - 3	S235JR	53 Kg	H186xL45	H132xL38	0,79 / 61
3 - 3	S235JR	65 Kg	H186xL45	H132xL38	0,53 / 41
3 - 3	S235JR	74 Kg	H186xL45	H132xL38	0,35 / 27
3 - 3	S235JR	83 Kg	H186xL45	H132xL38	0,26 / 20

Zona 8 cat. I | Zone 8 cat. I |

PIASTRA (OPZIONALE) Plate (Optional)	TIRAFONDO (OPZIONALE) Anchor Bolt (Optional)
L250xL250S10 - I 180	Ø18 - L500
L250xL250S10 - I 180	Ø18 - L500
L250xL250S15 - I 180	Ø18 - L500
L250xL250S15 - I 180	Ø18 - L500



Valori espressi in millimetri | Measures in millimeters



## PORTELLA CON MORSETTIERA (OPZIONALE) TERMINAL BLOCK WITH HATCH (OPTIONAL)

PORTELLA ESTERNA External Cover Plate	PORTELLA FILO PALO Cover Plate
T39 G	RESET 16
T39 G	RESET 16
T39 G	RESET 16
T39 G	RESET 16



Disponibili a 1 o 2 fusibili | Available with 1 or 2 fuses

## DISEGNO TECNICO TECHNICAL DESIGN



H  
Altezza punto luce  
Available luminaire heights

# SERIE CILINDRICO C127

Palo cilindrico  
Cylindrical pole

Palo in acciaio a sezione circolare realizzato in un unico tratto. Asola ingresso cavi e asola per morsetteria con finitura del bordi del taglio idonea anche per l'applicazione di portella incassata a filo palo. Zincatura a caldo secondo la norma UNI EN ISO 1461 e successiva spazzolatura per garantire una perfetta finitura superficiale. Verniciatura a polveri poliestere.

Circular cross section steel pole consisting of one single section. Cable inlet slot and terminal box slot with finished edges, also suitable for the application of a flush mounted cover door. Hot galvanized in accordance with UNI EN ISO 1461, and subsequent brushing to ensure perfect surface finish. Polyester powder coating.

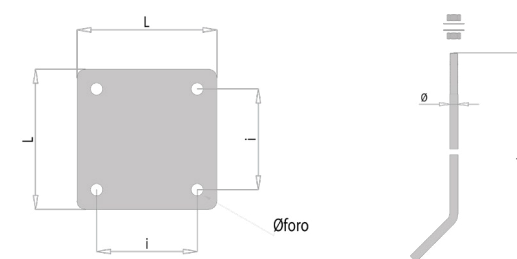
## SPECIFICHE TECNICHE TECHNICAL SPECIFICATIONS

MODELLO Model	H	H1	H2	H3	H4	D
C.127.3.5000	5000	5800	1000	200	500	127
C.127.3.6000	6000	6800	1000	200	800	127
C.127.3.7000	7000	7800	1000	200	800	127
C.127.3.8000	8000	8800	1000	200	800	127

SPESSORE Thickness	MATERIALE Material	PESO Weight	ASOLA MORS. Block Hole Hatch	ASOLA ING. CAVI Block Hole Cable Entry	PORTATA m2 /Kg * Technical Capacity m2/kg *
3 - 3	S235JR	55 Kg	H186xL45	H132xL38	0,79 / 61
3 - 3	S235JR	64 Kg	H186xL45	H132xL38	0,53 / 41
3 - 3	S235JR	73 Kg	H186xL45	H132xL38	0,35 / 27
3 - 3	S235JR	82 Kg	H186xL45	H132xL38	0,26 / 20

Zona 8 cat. I | Zone 8 cat. I |

PIASTRA (OPZIONALE) Plate (Optional)	TIRAFONDO (OPZIONALE) Anchor Bolt (Optional)
L250xL250S10 - I 180	Ø18 - L500
L250xL250S10 - I 180	Ø18 - L500
L250xL250S15 - I 180	Ø18 - L500
L250xL250S15 - I 180	Ø18 - L500



Valori espressi in millimetri | Measures in millimeters

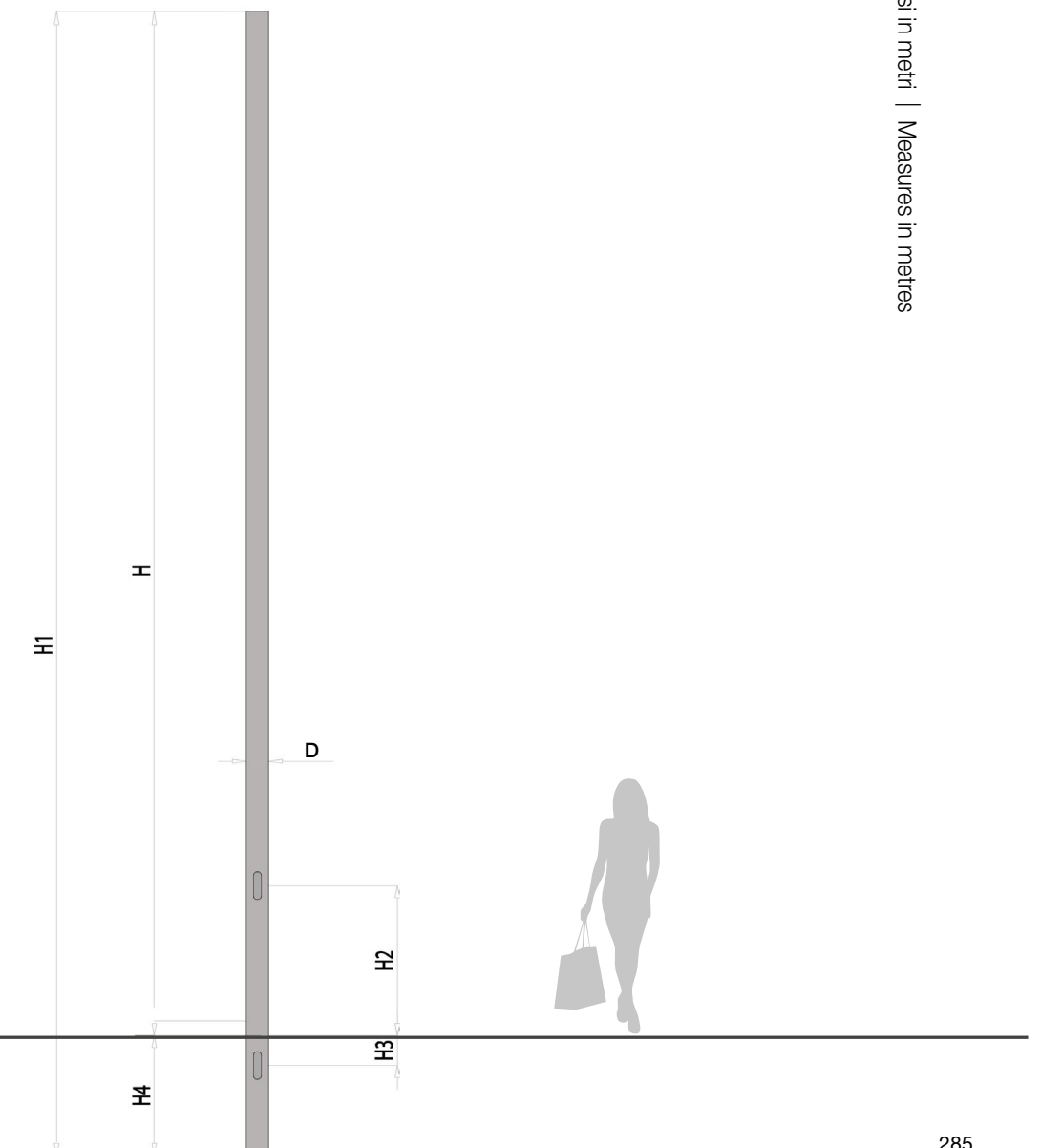

## PORTELLA CON MORSETTIERA (OPZIONALE) TERMINAL BLOCK WITH HATCH (OPTIONAL)

PORTELLA ESTERNA External Cover Plate	PORTELLA FILO PALO Cover Plate
T39 G	RESET 16
T39 G	RESET 16
T39 G	RESET 16
T39 G	RESET 16



Disponibili a 1 o 2 fusibili | Available with 1 or 2 fuses

## DISEGNO TECNICO TECHNICAL DESIGN



H  
Altezza punto luce  
Available luminaire heights

Valori espressi in metri | Measures in metres



# SERIE RASTREMATO R127 C

Palo rastremato con codolo Ø 60  
Tapered pole with spigot Ø 60

Palo in acciaio a sezione circolare rastremato in due tratti con codolo finale, composto da elementi tubolari saldati in sequenza. Asola ingresso cavi e asola per morsetti con finitura dei bordi del taglio idonea anche per l'applicazione di portella incassata a filo palo. Zincatura a caldo secondo la norma UNI EN ISO 1461 e successiva spazzolatura per garantire una perfetta finitura superficiale. Verniciatura a polveri poliestere.

Circular cross section steel pole consisting of two tapered sections with end spigot, made of tubular elements welded in sequence. Cable inlet slot and terminal box slot with finished edges, also suitable for the application of a flush mounted cover door. Hot galvanized in accordance with UNI EN ISO 1461, and subsequent brushing to ensure perfect surface finish. Polyester powder coating.

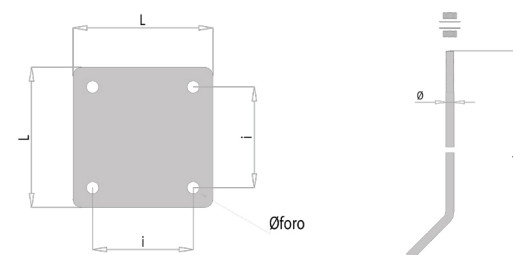
## SPECIFICHE TECNICHE TECHNICAL SPECIFICATIONS

MODELLO Model	H	H1	H2	H3	H4	D	D1	D2
R.127.3.102.3.C60.7000	7000	7800	1000	200	800	127	102	60
R.127.3.102.3.C60.8000	8000	8800	1000	200	800	127	102	60
R.139.3.102.3.C60.8000	8000	8800	1000	200	800	139	102	60
R.139.3.102.3.C60.9000	9000	9800	1000	200	800	139	102	60
R.159.3.102.3.C60.10000	10000	10800	1000	200	800	159	102	60

SPESSORE Thickness	MATERIALE Material	PESO Weight	ASOLA MORS. Block Hole Hatch	ASOLA ING. CAVI Block Hole Cable Entry	PORTATA m2 /Kg * Technical Capacity m2/kg *
3 - 3 - 3	S235JR	70 Kg	H186xL45	H132xL38	0,34 / 27
3 - 3 - 3	S235JR	77 Kg	H186xL45	H132xL38	0,23 / 18
3 - 3 - 3	S235JR	83 Kg	H186xL45	H132xL38	0,32 / 25
3 - 3 - 3	S235JR	91 Kg	H186xL45	H132xL38	0,23 / 18
3 - 3 - 3	S235JR	112 Kg	H186xL45	H132xL38	0,28 / 22

Zona 8 cat. II | Zone 8 cat. II

PIASTRA (OPZIONALE) Plate (Optional)	TIRAFONDO (OPZIONALE) Anchor Bolt (Optional)
L250xL250xS15 - I 180	Ø18 - L500
L250xL250xS15 - I 180	Ø18 - L500
L250xL250xS15 - I 180	Ø18 - L500
L350xL350xS20 - I 250	Ø20 - L600
L350xL350xS20 - I 250	Ø20 - L600



Valori espressi in millimetri | Measures in millimeters

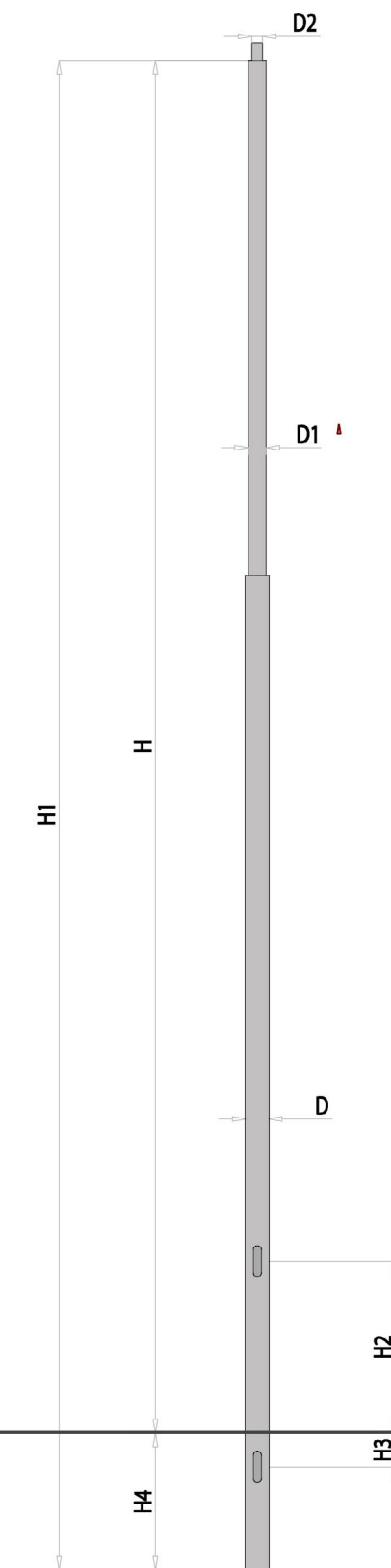
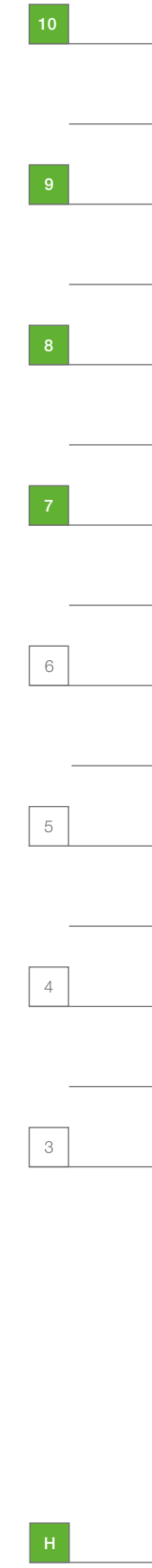
## PORTELLA CON MORSETTIERA (OPZIONALE) TERMINAL BLOCK WITH HATCH (OPTIONAL)

PORTELLA ESTERNA External Cover Plate	PORTELLA FILO PALO Cover Plate
T39 G	RESET 16
T39 G	RESET 16
T39 G	RESET 17
T39 G	RESET 17
T39 G	RESET 17



Disponibili a 1 o 2 fusibili | Available with 1 or 2 fuses

## DISEGNO TECNICO TECHNICAL DESIGN



H  
Altezza punto luce  
Available luminaire heights

# SERIE RASTREMATO R127

Palo rastremato  
Tapered pole

Palo in acciaio a sezione circolare rastremato in due tratti, composto da elementi tubolari saldati in sequenza. Asola ingresso cavi e asola per morsetti con finitura dei bordi del taglio idonea anche per l'applicazione di portella incassata a filo palo. Zincatura a caldo secondo la norma UNI EN ISO 1461 e successiva spazzolatura per garantire una perfetta finitura superficiale. Verniciatura a polveri poliestere.

Circular cross section steel pole consisting of one single section, made of tubular elements welded in sequence. Cable inlet slot and terminal box slot with finished edges, also suitable for the application of a flush mounted cover door. Hot galvanized in accordance with UNI EN ISO 1461, and subsequent brushing to ensure perfect surface finish. Polyester powder coating.

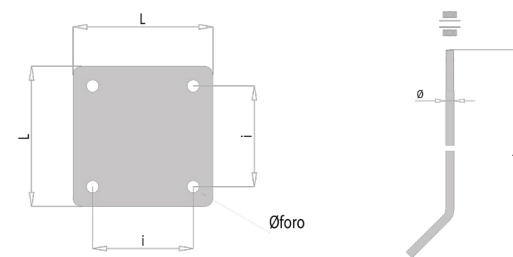
## SPECIFICHE TECNICHE TECHNICAL SPECIFICATIONS

MODELLO Model	H	H1	H2	H3	H4	D	D1
R.127.3.102.3.7000	7000	7800	1000	200	800	127	102
R.127.3.102.3.8000	8000	8800	1000	200	800	127	102
R.139.3.102.3.8000	8000	8800	1000	200	800	139	102
R.139.3.102.3.9000	9000	9800	1000	200	800	139	102
R.159.3.102.3.10000	10000	10800	1000	200	800	159	102

SPESSORE Thickness	MATERIALE Material	PESO Weight	ASOLA MORS. Block Hole Hatch	ASOLA ING. CAVI Block Hole Cable Entry	PORTATA m2 /Kg * Technical Capacity m2/kg *
3 - 3	S235JR	69 Kg	H186xL45	H186xL45	0,35 / 27
3 - 3	S235JR	76 Kg	H186xL45	H186xL45	0,25 / 19
3 - 3	S235JR	82 Kg	H186xL45	H186xL45	0,32 / 25
3 - 3	S235JR	90 Kg	H186xL45	H186xL45	0,23 / 18
3 - 3	S235JR	111 Kg	H186xL45	H186xL45	0,28 / 22

Zona 8 cat. I | Zone 8 cat. I

PIASTRA (OPZIONALE) Plate (Optional)	TIRAFONDO (OPZIONALE) Anchor Bolt (Optional)
L250xL250xS15 - I 180	Ø18 - L500
L250xL250xS15 - I 180	Ø18 - L500
L250xL250xS15 - I 180	Ø18 - L500
L350xL350xS20 - I 250	Ø20 - L600
L350xL350xS20 - I 250	Ø20 - L600



Valori espressi in millimetri | Measures in millimeters

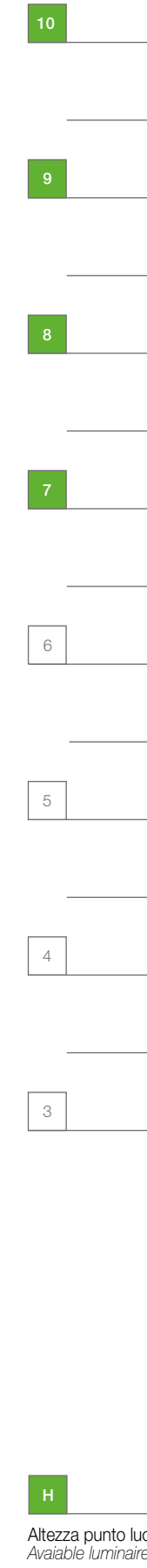
## PORTELLA CON MORSETTIERA (OPZIONALE) TERMINAL BLOCK WITH HATCH (OPTIONAL)

PORTELLA ESTERNA External Cover Plate	PORTELLA FILO PALO Cover Plate
T39 G	RESET 16
T39 G	RESET 16
T39 G	RESET 17
T39 G	RESET 17
T39 G	RESET 17



Disponibili a 1 o 2 fusibili | Available with 1 or 2 fuses

## DISEGNO TECNICO TECHNICAL DESIGN



Valori espressi in metri | Measures in metres



# SERIE RASTREMATO R102 C

Palo rastremato con codolo Ø 60  
Tapered pole with spigot Ø 60

Palo in acciaio Ø102 a sezione circolare rastremato in due tratti con codolo finale, composto da elementi tubolari saldati in sequenza. Asola ingresso cavi e asola per morsetti con finitura dei bordi del taglio idonea anche per l'applicazione di portella incassata a filo palo. Zincatura a caldo secondo la norma UNI EN ISO 1461 e successiva spazzolatura per garantire una perfetta finitura superficiale. Verniciatura a polveri poliestere.

Circular cross section steel pole Ø102 consisting of one single section with end spigot, made of tubular elements welded in sequence. Cable inlet slot and terminal box slot with finished edges, also suitable for the application of a flush mounted cover door. Hot galvanized in accordance with UNI EN ISO 1461, and subsequent brushing to ensure perfect surface finish. Polyester powder coating.

## SPECIFICHE TECNICHE TECHNICAL SPECIFICATIONS

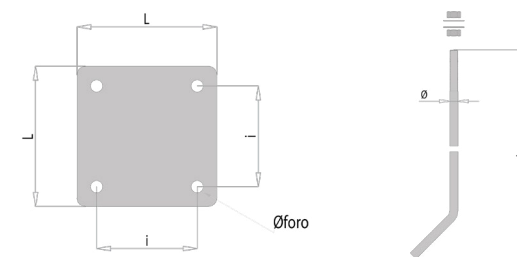
MODELLO Model	H	H1	H2	H3	H4	D	D1	D2
R.102.3.76.3.C60.3500	3500	4000	600	200	500	102	76	60
R.102.3.76.3.C60.4500	4500	5000	600	200	500	102	76	60

SPESSORE Thickness	MATERIALE Material	PESO Weight	ASOLA MORS. Block Hole Hatch	ASOLA ING. CAVI Block Hole Cable Entry	PORTATA m2 /Kg * Technical Capacity m2/kg *
3 - 3 - 3	S235JR	28 Kg	H186xL45	H132xL38	0,67 / 51
3 - 3 - 3	S235JR	33 Kg	H186xL45	H132xL38	0,38 / 29

Zona 8 cat. II | Zone 8 cat. II

PIASTRA (OPZIONALE) Plate (Optional)	TIRAFONDO (OPZIONALE) Anchor Bolt (Optional)
L250xL250S10 - I 180	Ø18 - L500
L250xL250S10 - I 180	Ø18 - L500

Valori espressi in millimetri | Measures in millimeters



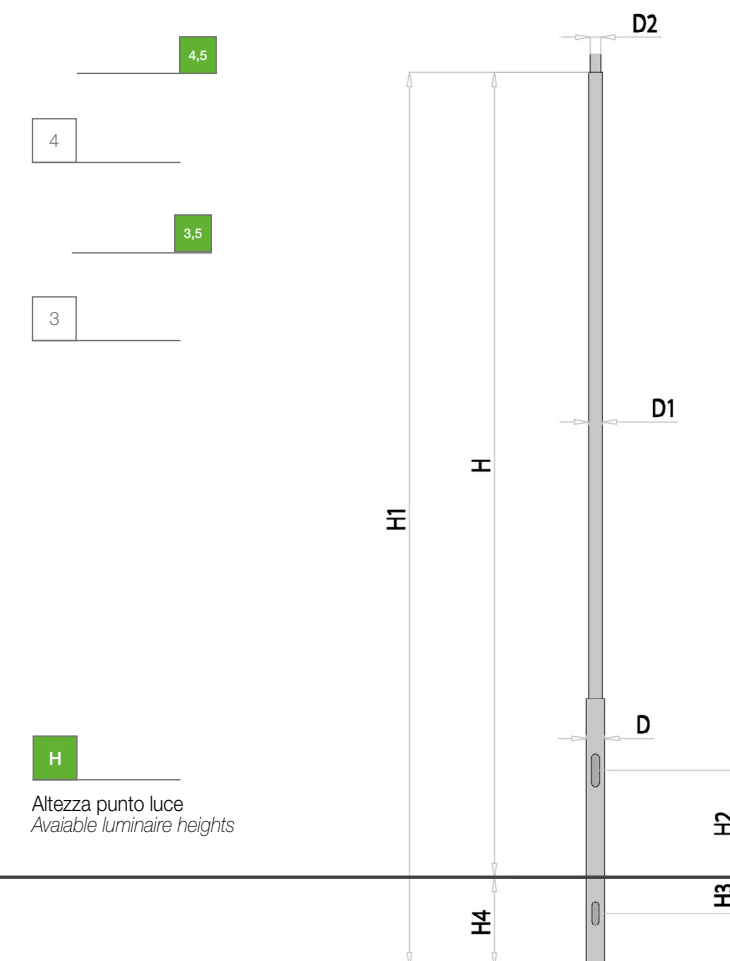
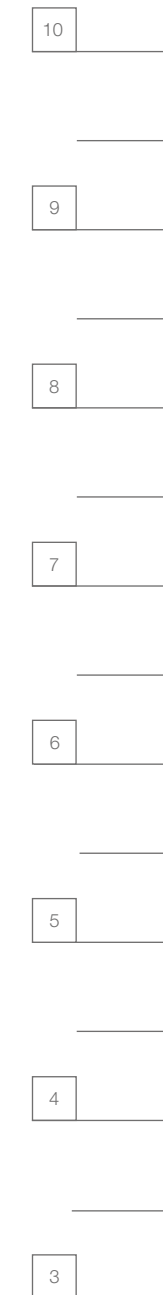
## PORTELLA CON MORSETTIERA (OPZIONALE) TERMINAL BLOCK WITH HATCH (OPTIONAL)

PORTELLA ESTERNA External Cover Plate	PORTELLA FILO PALO Cover Plate
T39	RESET 11
T39	RESET 11

Disponibili a 1 o 2 fusibili | Available with 1 or 2 fuses



## DISEGNO TECNICO TECHNICAL DESIGN



H  
Altezza punto luce  
Available luminaire heights

# SERIE CONICO CURVATO

Palo conico curvato | *Curved conical pole*

Palo in acciaio a sezione circolare conico curvato e braccio laterale Ø60. Asola morsettieria con finitura del bordi del taglio idonea anche per l'applicazione di portella incassata a filo palo. Zincatura a caldo secondo la norma UNI EN ISO 1461 e successiva spazzolatura per garantire una perfetta finitura superficiale. Verniciatura a polveri poliestere.

*Circular cross section steel pole consisting of one single curved conical section with a Ø60 side arm. Terminal block slot with cut edge finish also suitable for the application of a recessed door flush with the pole.. Hot galvanized in accordance with UNI EM ISO 1461, and subsequent brushing to ensure perfect surface finish. Polyester powder coating.*

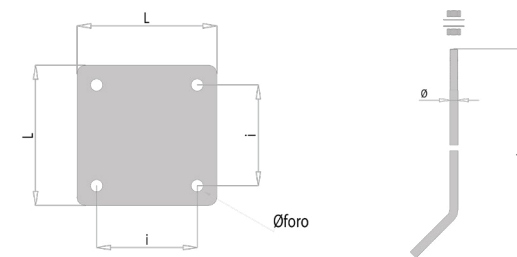
## SPECIFICHE TECNICHE *TECHNICAL SPECIFICATIONS*

MODELLO <i>Model</i>	H	H1	H2	D	D1	D2
PV.127.3.60.3.CL60.6000	6000	6680	800	127	60	60
PV.138.3.60.3.CL60.7000	7000	7680	800	138	60	60
PV.148.3.60.3.CL60.8000	8000	8680	800	148	60	60

SPESSORE <i>Thickness</i>	MATERIALE <i>Material</i>	PESO <i>Weight</i>	ASOLA MORS. <i>Block Hole Hatch</i>	PORTATA m2 /Kg * <i>Technical Capacity m2/kg *</i>
3	S235JR	53 Kg	H186xL45	0,10 / 15
3	S235JR	65 Kg	H186xL45	0,10 / 15
3	S235JR	75 Kg	H186xL45	0,10 / 15

Zona 8 cat. II | Zone 8 cat. II

PIASTRA <i>Plate</i>	TIRAFONDO (OPZIONALE) <i>Anchor Bolt (Optional)</i>
L300xL300xS10 - I 198	Ø18 - L500
L300xL300xS12 - I 198	Ø18 - L500
L300xL300xS15 - I 198	Ø18 - L500



Valori espressi in millimetri | *Measures in millimeters*

### PORTELLA CON MORSETTIERA (OPZIONALE)

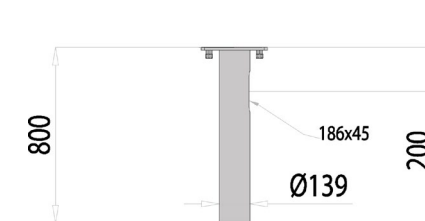
*TERMINAL BLOCK WITH HATCH (OPTIONAL)*

PORTELLA ESTERNA <i>External Cover Plate</i>	PORTELLA FILO PALO <i>Cover Plate</i>
T39 G	RESET 15
T39 G	RESET 15
T39 G	RESET 16



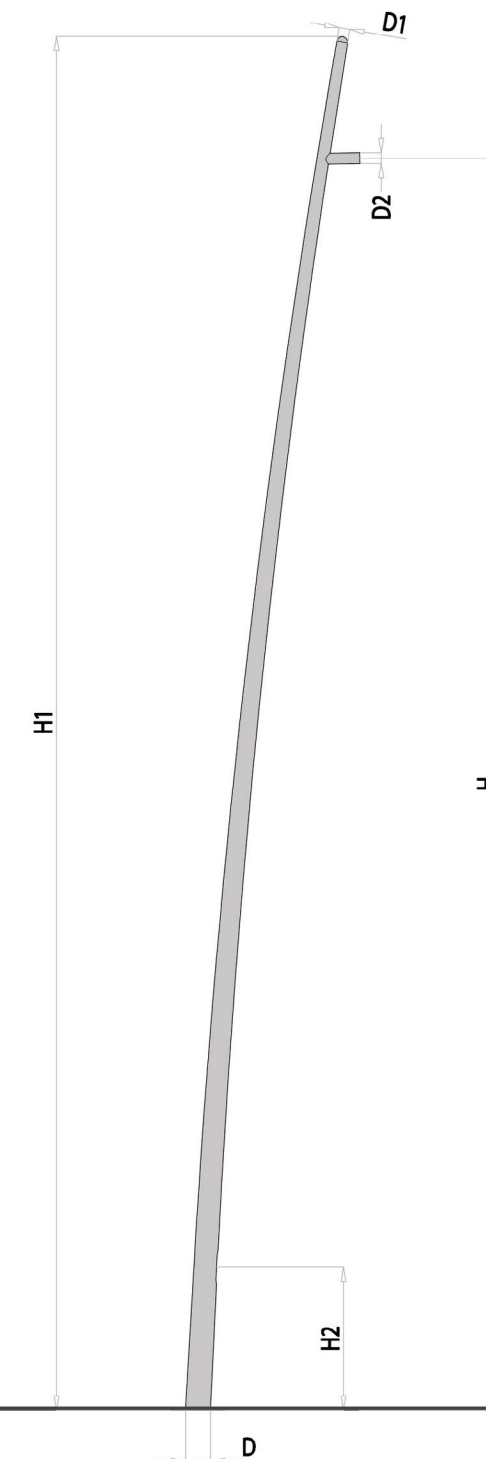

### CONTROPIASTRA PER INTERRAMENTO

*STRIKING PLATE FOR BURYING*



Disponibili a 1 o 2 fusibili | *Available with 1 or 2 fuses*

## DISEGNO TECNICO *TECHNICAL DESIGN*



H  
Altezza punto luce  
*Available luminaire heights*



# SERIE RETTANGOLARE RX-2-AC

Palo rettangolare sezione 200x80 Acciaio  
Rectangular pole with section 200x80 Steel

Palo in acciaio a sezione rettangolare realizzato in un unico tratto. Asola ingresso cavi e asola per morsetti con finitura dei bordi del taglio idonea anche per l'applicazione di portella esterna. Zincatura a caldo secondo la norma UNI EN ISO 1461 e successiva spazzolatura per garantire una perfetta finitura superficiale. Verniciatura a polveri poliesteri.

Rectangular cross section steel pole consisting of one single section. Cable inlet slot and terminal box slot with finished edges, also suitable for the application of an external cover door. Hot galvanized in accordance with UNI EN ISO 1461, and subsequent brushing to ensure perfect surface finish. Polyester powder coating.

## SPECIFICHE TECNICHE TECHNICAL SPECIFICATIONS

MODELLO Model	H	H1	H2	H3	H4	L1	L2
RX.AC.200.80.3.4000...	4000	4500	1000	200	500	200	80
RX.AC.200.80.3.5000...	5000	5500	1000	200	500	200	80
RX.AC.200.80.3.6000...	6000	6800	1000	200	800	200	80

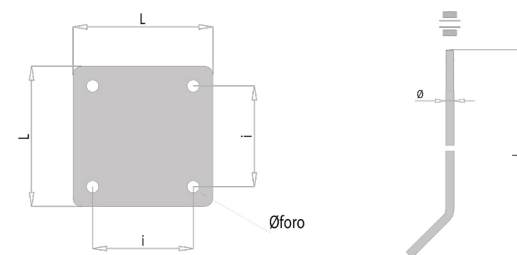
.../1 - Lavorazione per un apparecchio | .../1 - Processing for a luminaire  
.../2 - Lavorazione per due apparecchi | .../2 - Processing for two luminaires

SPESSORE Thickness	MATERIALE Material	PESO Weight	ASOLA MORS. Block Hole Hatch	ASOLA ING. CAVI Block Hole Cable Entry	PORTATA m2 /Kg * Technical Capacity m2/kg *
3	S235JR	59 Kg	H186xL45	H132xL38	DOPPIO MOD 200 RX- 2 (950)*
3	S235JR	73 Kg	H186xL45	H132xL38	DOPPIO MOD 200 RX- 2 (950)*
3	S235JR	91 Kg	H186xL45	H132xL38	SINGOLO MOD 200 RX- 2 (950)^

Zona 8 cat. II | Zone 8 cat. II

PIASTRA (OPZIONALE) Plate (Optional)	TIRAFONDO (OPZIONALE) Anchor Bolt (Optional)
L300xL300xS15 - I 200	Ø18 - L500
L300xL300xS15 - I 200	Ø18 - L500
L300xL300xS15 - I 200	Ø18 - L500

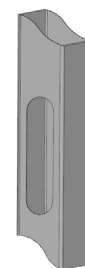
Valori espressi in millimetri | Measures in millimeters



## PORTELLA CON MORSETTIERA (OPZIONALE) TERMINAL BLOCK WITH HATCH (OPTIONAL)

PORTELLA ESTERNA External Cover Plate
T39 Q
T39 Q
T39 Q

T-39Q



Disponibili a 1 o 2 fusibili | Available with 1 or 2 fuses

## DISEGNO TECNICO TECHNICAL DESIGN

10

9

8

7

6


5

4

3

H

Altezza punto luce  
Available luminaire heights



# SERIE RETTANGOLARE RX-2-AL

Palo rettangolare sezione 200x80 Alluminio  
Rectangular pole with section 200x80 Aluminium

Palo in alluminio estruso a sezione rettangolare realizzato in un unico tratto, Asola ingresso cavi e asola per morsetti con finitura dei bordi del taglio per l'applicazione di portella a filo palo. Verniciatura a polveri poliestere.

Extruded aluminum pole with rectangular section made in a single section, cable entry slot and terminal block slot with finishing of the cut edges for the application of a door flush with the pole. Polyester powder coating.

## SPECIFICHE TECNICHE TECHNICAL SPECIFICATIONS

MODELLO Model	H	H1	H2	H3	H4	L1	L2
RX.AL.200.80.6.4000	4000	4500	1000	200	500	200	80
RX.AL.200.80.6.5000	5000	5500	1000	200	500	200	80
RX.AL.200.80.6.6000	6000	6800	1000	200	800	200	80

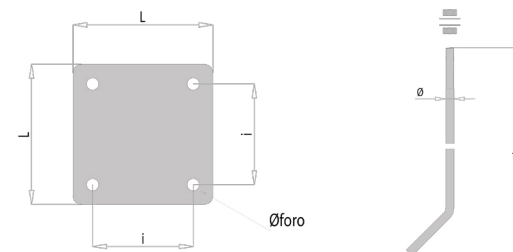
.../1 - Lavorazione per un apparecchio | .../1 - Processing for a luminaire  
.../2 - Lavorazione per due apparecchi | .../2 - Processing for two luminaires

SPESSORE Thickness	MATERIALE Material	PESO Weight	ASOLA MORS. Block Hole Hatch	ASOLA ING. CAVI Block Hole Cable Entry	PORTATA m2 /Kg * Technical Capacity m2/kg *
6,7	EN-AW 6063 T66	44 Kg	H250xL80	H132xL38	DOPPIO MOD 200 RX- 2 (950)
6,7	EN-AW 6063 T66	54 Kg	H250xL80	H132xL38	DOPPIO MOD 200 RX- 2 (950)
6,7	EN-AW 6063 T66	67 Kg	H250xL80	H132xL38	DOPPIO MOD 200 RX- 2 (950)

Zona 8 cat. II | Zone 8 cat. II

PIASTRA (OPZIONALE) Plate (Optional)	TIRAFONDO (OPZIONALE) Anchor Bolt (Optional)
L300xL300xS15 - I 200	Ø18 - L500
L300xL300xS15 - I 200	Ø18 - L500
L300xL300xS15 - I 200	Ø18 - L500

Valori espressi in millimetri | Measures in millimeters



MORSETTIERA (OPZIONALE) HATCH (OPTIONAL)

PORTELLA FORNITA INSIEME AL PALO DOOR SUPPLIED TOGETHER WITH THE POLE

## DISEGNO TECNICO TECHNICAL DESIGN

10

9

8

7

6

5

4

3

H

H2

H4

H1

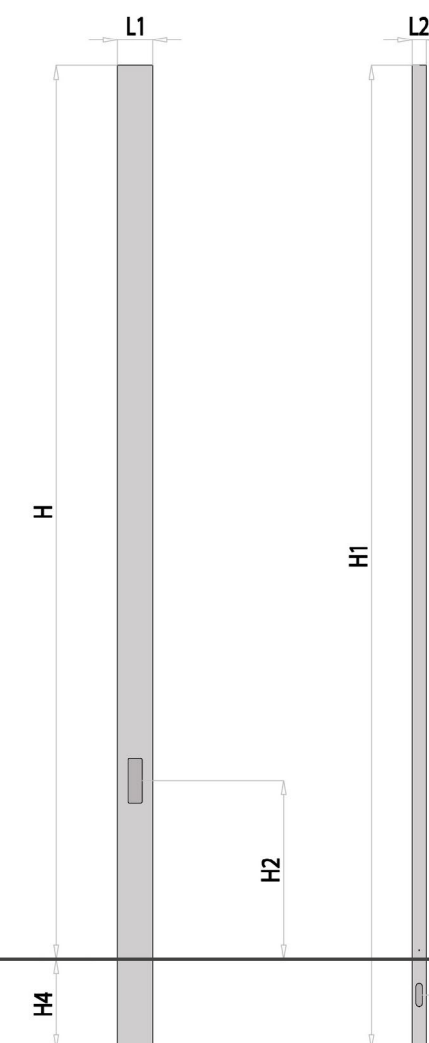
H3

L1

L2

H

Altezza punto luce  
Available luminaire heights



Valori espressi in metri | Measures in metres



# SERIE RETTANGOLARE RX-3-AC

Palo rettangolare sezione 250x100 Acciaio  
Rectangular pole with section 250x100 Steel

Palo in acciaio a sezione rettangolare realizzato in un unico tratto. Asola ingresso cavi e asola per morsetti con finitura dei bordi del taglio idonea anche per l'applicazione di portella esterna. Zincatura a caldo secondo la norma UNI EN ISO 1461 e successiva spazzolatura per garantire una perfetta finitura superficiale. Verniciatura a polveri poliestere.

Rectangular cross section steel pole consisting of one single section. Cable inlet slot and terminal box slot with finished edges, also suitable for the application of an external cover door. Hot galvanized in accordance with UNI EN ISO 1461, and subsequent brushing to ensure perfect surface finish. Polyester powder coating.

## SPECIFICHE TECNICHE TECHNICAL SPECIFICATIONS

MODELLO Model	H	H1	H2	H3	H4	L1	L2
RX.AC.250.100.3.5000	5000	5800	1000	200	800	250	100
RX.AC.250.100.3.6000	6000	6800	1000	200	800	250	100
RX.AC.250.100.3.7000	7000	7800	1000	200	800	250	100

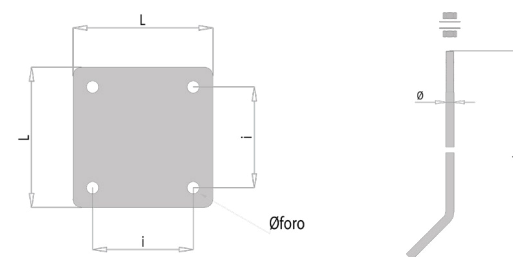
.../1 - Lavorazione per un apparecchio | .../1 - Processing for a luminaire  
.../2 - Lavorazione per due apparecchi | .../2 - Processing for two luminaires

SPESSORE Thickness	MATERIALE Material	PESO Weight	ASOLA MORS. Block Hole Hatch	ASOLA ING. CAVI Block Hole Cable Entry	PORTATA m2 /Kg * Technical Capacity m2/kg *
4	S235JR	131 Kg	H186xL45	H186xL45	DOPPIO MOD 250 RX- 3 (800)*
4	S235JR	154 Kg	H186xL45	H186xL45	DOPPIO MOD 250 RX- 3 (800)*
4	S235JR	176 Kg	H186xL45	H186xL45	DOPPIO MOD 250 RX- 3 (800)^

Zona 8 cat. II | Zone 8 cat. II

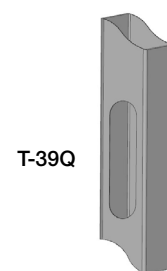
PIASTRA (OPZIONALE) Plate (Optional)	TIRAFONDO (OPZIONALE) Anchor Bolt (Optional)
L350xL350xS20 - I 250	Ø22 - L600
L350xL350xS20 - I 250	Ø22 - L600
L350xL350xS20 - I 250	Ø22 - L600

Valori espressi in millimetri | Measures in millimeters



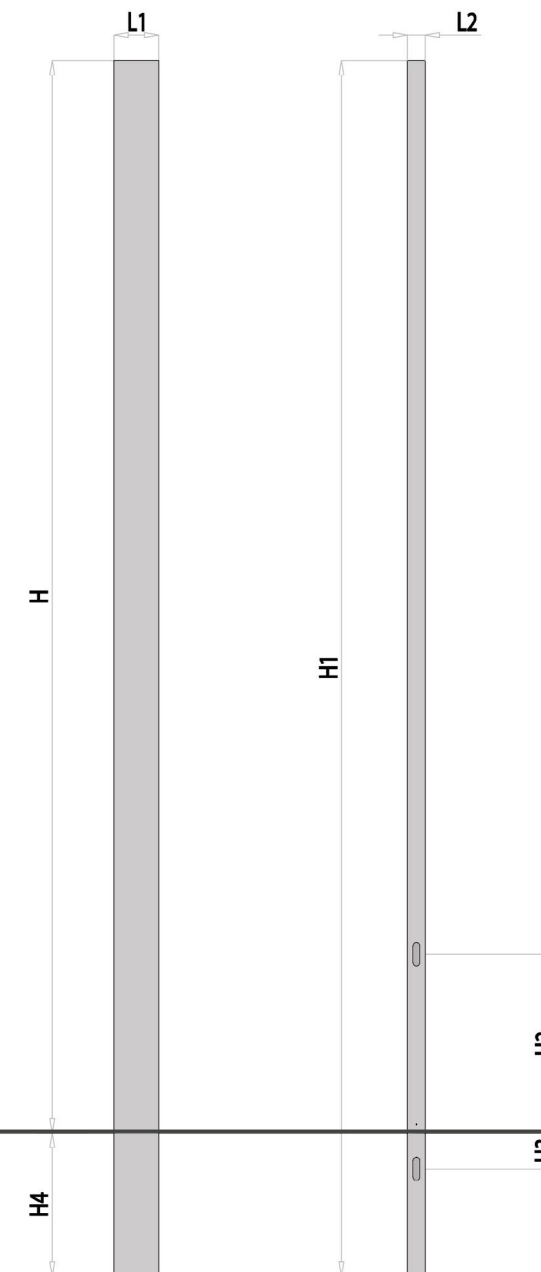
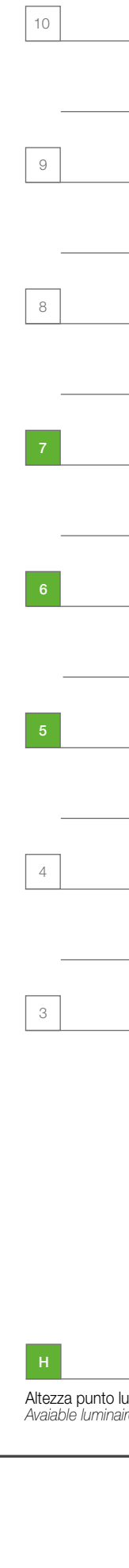
## PORTELLA CON MORSETTIERA (OPZIONALE) TERMINAL BLOCK WITH HATCH (OPTIONAL)

PORTELLA ESTERNA External Cover Plate
T39 Q
T39 Q
T39 Q



Disponibili a 1 o 2 fusibili | Available with 1 or 2 fuses

## DISEGNO TECNICO TECHNICAL DESIGN



Valori espressi in metri | Measures in metres



# SERIE RETTANGOLARE RX-3-AL

Palo rettangolare sezione 250x100 Alluminio  
Rectangular pole with section 250x100 Aluminium

Palo in alluminio estruso a sezione rettangolare realizzato in un unico tratto, Asola ingresso cavi e asola per morsetti con finitura dei bordi del taglio per l'applicazione di portella a filo palo. Verniciatura a polveri poliestere.

Extruded aluminum pole with rectangular section made in a single section, cable entry slot and terminal block slot with finishing of the cut edges for the application of a door flush with the pole. Polyester powder coating.

## SPECIFICHE TECNICHE TECHNICAL SPECIFICATIONS

MODELLO Model	H	H1	H2	H3	H4	L1	L2
RX.AL.250.100.6.5000	5000	5800	1000	200	800	250	100
RX.AL.250.100.6.6000	6000	6800	1000	200	800	250	100
RX.AL.250.100.6.7000	7000	7800	1000	200	800	250	100

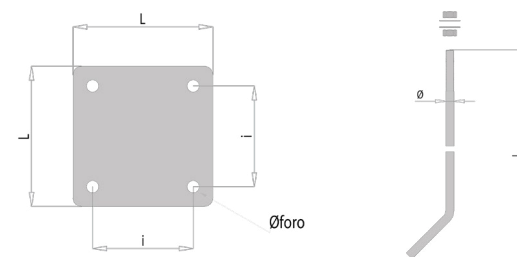
.../1 - Lavorazione per un apparecchio | .../1 - Processing for a luminaire  
.../2 - Lavorazione per due apparecchi | .../2 - Processing for two luminaires

SPESSORE Thickness	MATERIALE Material	PESO Weight	ASOLA MORS. Block Hole Hatch	ASOLA ING. CAVI Block Hole Cable Entry	PORTATA m2 /Kg * Technical Capacity m2/kg *
6	EN-AW 6063 T66	65 Kg	H250xL80	H186xL45	DOPPIO MOD 250 RX- 3 (800)*
6	EN-AW 6063 T66	77 Kg	H250xL80	H186xL45	DOPPIO MOD 250 RX- 3 (800)*
6	EN-AW 6063 T66	88 Kg	H250xL80	H186xL45	DOPPIO MOD 250 RX- 3 (800)^

Zona 8 cat. II | Zone 8 cat. II

PIASTRA (OPZIONALE) Plate (Optional)	TIRAFONDO (OPZIONALE) Anchor Bolt (Optional)
L350xL350xS20 - I 250	Ø22 - L600
L350xL350xS20 - I 250	Ø22 - L600
L350xL350xS20 - I 250	Ø22 - L600

Valori espressi in millimetri | Measures in millimeters



MORSETTIERA (OPZIONALE) HATCH (OPTIONAL)

PORTELLA FORNITA INSIEME AL PALO DOOR SUPPLIED TOGETHER WITH THE POLE

## DISEGNO TECNICO TECHNICAL DESIGN

10

9

8

7

6

5

4

3

2

1

H

H1

H2

H3

H4

L1

L2

Altezza punto luce  
Available luminaire heights



Valori espressi in metri | Measures in metres



# DESIGN SERIES

Palo cilindrico curvato  
Curved cylindrical pole

Palo in acciaio a sezione circolare composto da due tratti curvati con sbraccio e codolo Ø60 più finale conico composto da due elementi tubolari saldati. Asola ingresso cavi e asola per morsetti con finitura dei bordi del taglio idonea anche per l'applicazione di portella incassata a filo palo. Zincatura a caldo secondo la norma UNI EN ISO 1461 e successiva spazzolatura per garantire una perfetta finitura superficiale. Verniciatura a polveri poliestere.

Steel pole with circular section made up of two curved sections with outreach and Ø60 shank plus conical end made up of two welded tubular elements. Cable entry slot and terminal block slot with cut edge finish also suitable for the application of a recessed door flush with the pole. Hot galvanizing according to UNI EN ISO 1461 and subsequent brushing to guarantee a perfect surface finish. Polyester powder coating.

## DISEGNO TECNICO TECHNICAL DESIGN



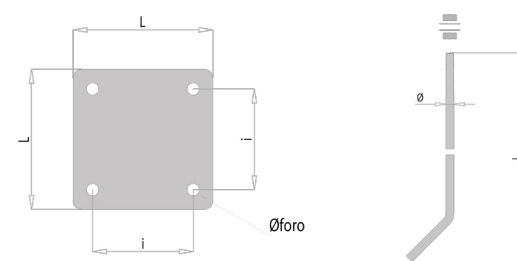
## SPECIFICHE TECNICHE TECHNICAL SPECIFICATIONS

MODELLO Model	H	H1	H2	H3	H4	H5	D	D1	D2
PS.127.3.102.3.CL60.6000	6150	7150	800	200	800	7950	127	102	60
PS.127.3.102.3.CL60.7000	7150	8095	800	200	800	8895	127	102	60
PS.127.3.102.3.CL60.8000	8100	9080	1000	200	800	9880	127	102	60
PS.127.3.102.3.CL60.9000	9100	10060	1000	200	800	10860	127	102	60

SPESSORE Thickness	MATERIALE Material	PESO Weight	ASOLA MORS. Block Hole Hatch	ASOLA ING. CAVI Block Hole Cable Entry	PORTATA m2 /Kg * Technical Capacity m2/kg *
3 - 3 - 3	S235JR	78 Kg	H186xL45	H186xL45	0,1 / 15*
3 - 3 - 3	S235JR	83 Kg	H186xL45	H186xL45	0,1 / 15*
3 - 3 - 3	S235JR	87 Kg	H186xL45	H186xL45	0,1 / 15°
3 - 3 - 3	S235JR	91 Kg	H186xL45	H186xL45	0,1 / 15^

Zona 8 cat. I | Zone 8 cat. I |

PIASTRA (OPZIONALE) Plate (Optional)	TIRAFONDO (OPZIONALE) Anchor Bolt (Optional)
L250xL250xS15 - I 180	Ø18 - L500
L250xL250xS15 - I 180	Ø18 - L500
L350xL350xS15 - I 250	Ø24 - L600
L350xL350xS20 - I 250	Ø24 - L600



Valori espressi in millimetri | Measures in millimeters

### PORTELLA CON MORSETTIERA (OPZIONALE)

TERMINAL BLOCK WITH HATCH (OPTIONAL)

PORTELLA ESTERNA External Cover Plate	PORTELLA FILO PALO Cover Plate
T39 G	RESET 16
T39 G	RESET 16
T39 G	RESET 16
T39 G	RESET 16



Disponibili a 1 o 2 fusibili | Available with 1 or 2 fuses

10

9

8

7

6

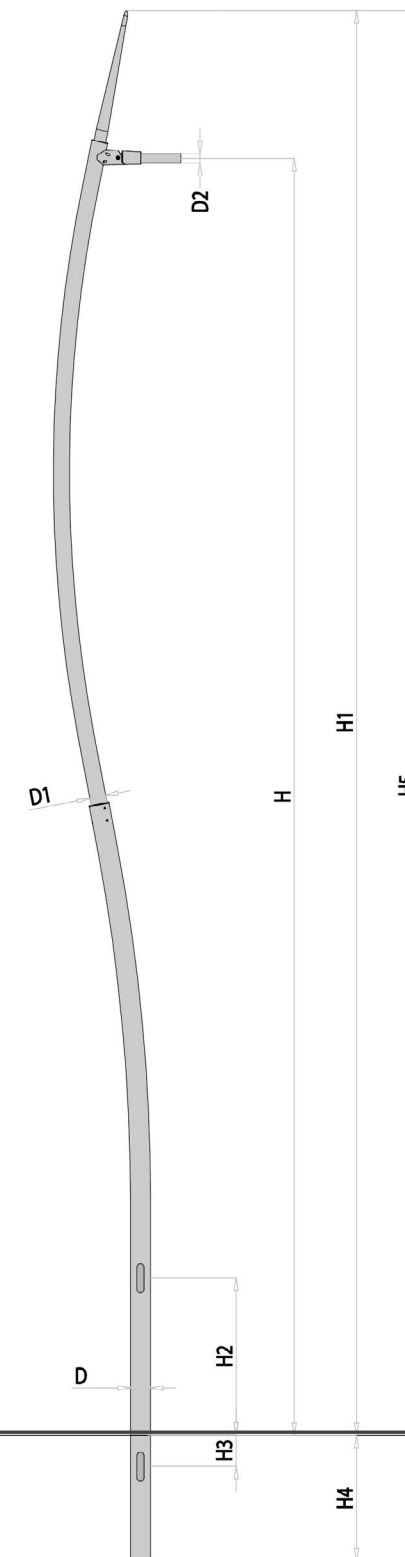
5

4

3

H

Altezza punto luce  
Available luminaire heights



Valori espressi in metri | Measures in metres

# DESIGN SERIES

Palo cilindrico con mensola  
Cylindrical pole with bracket

Palo in acciaio a sezione circolare composto da due tratti assemblabili con sbraccio Ø76 e codolo Ø60 opzionale. Parte finale conica. Asola ingresso cavi e asola per morsetti con finitura dei bordi del taglio idonea anche per l'applicazione di portella incassata a filo palo. Zincatura a caldo secondo la norma UNI EN ISO 1461 e successiva spazzolatura per garantire una perfetta finitura superficiale. Verniciatura a polveri poliestere.

Circular section steel pole made up of two sections that can be assembled with Ø76 outreach and optional Ø60 shank. Conical final part. Cable entry slot and terminal block slot with cut edge finish also suitable for the application of a recessed door flush with the pole. Hot galvanizing according to UNI EN ISO 1461 and subsequent brushing to guarantee a perfect surface finish. Polyester powder coating.

## DISEGNO TECNICO TECHNICAL DESIGN



## SPECIFICHE TECNICHE TECHNICAL SPECIFICATIONS

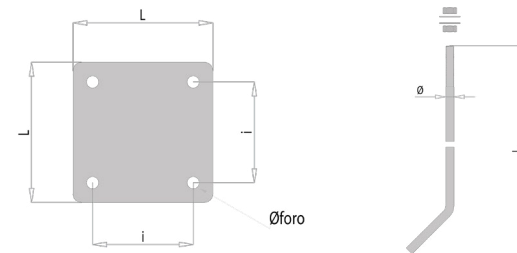
MODELLO Model	H	H1	H2	H3	H4	H5	D	D1	D2 Opzionale Optional
PZ.127.3.76.3.CL76.7000	7000	7950	800	200	800	8750	127	76	76 (60)
PZ.127.3.76.3.CL76.8000	8000	8950	1000	200	800	9750	127	76	76 (60)
PZ.139.3.76.3.CL76.9000	9000	9950	1000	200	800	10750	139	76	76 (60)

SPESSORE Thickness	MATERIALE Material	PESO Weight	ASOLA MORS. Block Hole Hatch	ASOLA ING. CAVI Block Hole Cable Entry	PORTATA m2 /Kg * Technical Capacity m2/kg *
3 - 3 - 3	S235JR	75 Kg	H186xL45	H186xL45	0,1 / 15
3 - 3 - 3	S235JR	90 Kg	H186xL45	H186xL45	0,1 / 15
3 - 3 - 3	S235JR	100 Kg	H186xL45	H186xL45	0,1 / 15

Zona 8 cat. II | Zone 8 cat. II

PIASTRA (OPZIONALE) Plate (Optional)	TIRAFONDO (OPZIONALE) Anchor Bolt (Optional)
L250xL250xS15 - I 180	Ø18 - L500
L350xL350xS15 - I 250	Ø24 - L600
L350xL350xS20 - I 250	Ø24 - L600

Valori espressi in millimetri | Measures in millimeters



## PORTELLA CON MORSETTIERA (OPZIONALE) TERMINAL BLOCK WITH HATCH (OPTIONAL)

PORTELLA ESTERNA External Cover Plate	PORTELLA FILO PALO Cover Plate
T39 G	RESET 16
T39 G	RESET 16
T39 G	RESET 17

Disponibili a 1 o 2 fusibili | Available with 1 or 2 fuses



10

9

8

7

6

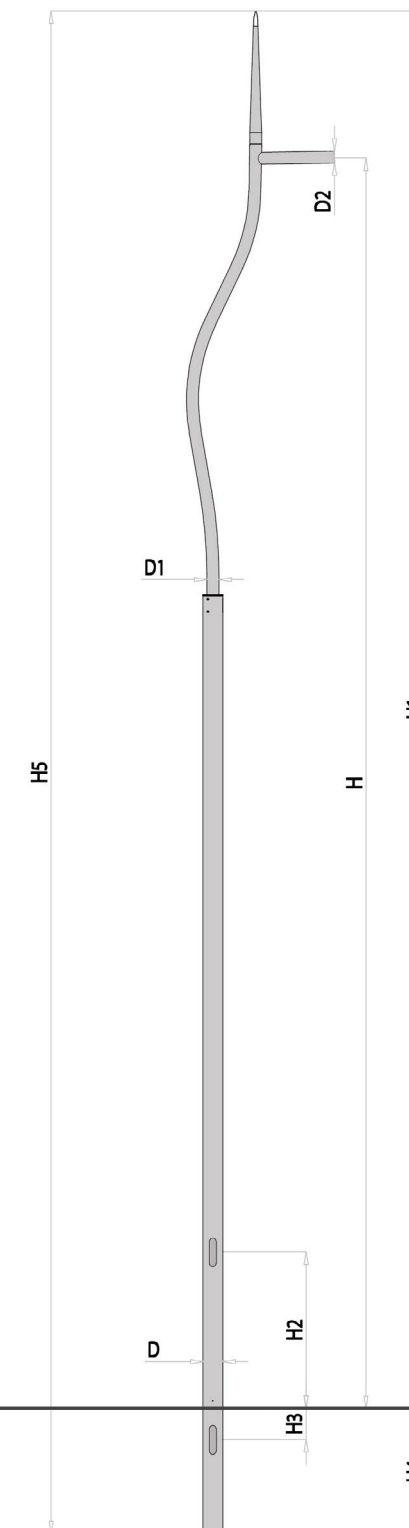
5

4

3

H

Altezza punto luce  
Available luminaire heights



Valori espressi in metri | Measures in metres



# DESIGN SERIES

Palo cilindrico con mensola  
Cylindrical pole with bracket

Palo in acciaio a sezione circolare composto da due tratti assemblabili con sbraccio Ø60 semicurvo e finale conico. Asola ingresso cavi e asola per morsetti con finitura del bordi del taglio idonea anche per l'applicazione di portella incassata a filo palo. Zincatura a caldo secondo la norma UNI EN ISO 1461 e successiva spazzolatura per garantire una perfetta finitura superficiale. Verniciatura a polveri poliestere.

Steel pole with circular section made up of two sections that can be assembled with a semi-curved Ø60 outreach and conical end. Cable entry slot and terminal block slot with cut edge finish also suitable for the application of a recessed door flush with the pole. Hot galvanizing according to UNI EN ISO 1461 and subsequent brushing to guarantee a perfect surface finish. Polyester powder coating.

## DISEGNO TECNICO TECHNICAL DESIGN



## SPECIFICHE TECNICHE TECHNICAL SPECIFICATIONS

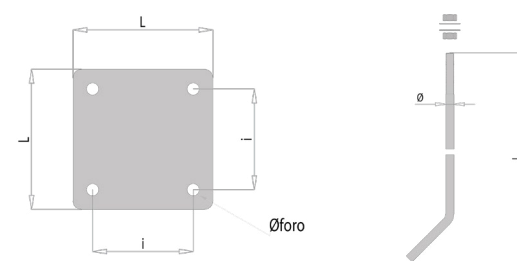
MODELLO Model	H	H1	H2	H3	H4	H5	D	D1	D2
PE.127.3.76.3.CL60.6000	6000	6750	800	200	800	7550	127	76	60
PE.127.3.76.3.CL60.7000	7000	7750	800	200	800	8550	127	76	60
PE.127.3.76.3.CL60.8000	8000	8750	1000	200	800	9550	127	76	60
PE.139.3.76.3.CL60.9000	9000	9750	1000	200	800	10550	139	76	60

SPESSORE Thickness	MATERIALE Material	PESO Weight	ASOLA MORS. Block Hole Hatch	ASOLA ING. CAVI Block Hole Cable Entry	PORTATA m2 /Kg * Technical Capacity m2/kg *
3 - 3 - 3	S235JR	60 Kg	H186xL45	H186xL45	0,1 / 15
3 - 3 - 3	S235JR	75 Kg	H186xL45	H186xL45	0,1 / 15
3 - 3 - 3	S235JR	85 Kg	H186xL45	H186xL45	0,1 / 15
3 - 3 - 3	S235JR	100 Kg	H186xL45	H186xL45	0,1 / 15

Zona 8 cat. II | Zone 8 cat. II

PIASTRA (OPZIONALE) Plate (Optional)	TIRAFONDO (OPZIONALE) Anchor Bolt (Optional)
L250xL250x15 - I 180	Ø18 - L500
L350xL350x15 - I 250	Ø18 - L500
L350xL350x15 - I 250	Ø24 - L600
L350xL350x20 - I 250	Ø24 - L600

Valori espressi in millimetri | Measures in millimeters



## PORTELLA CON MORSETTIERA (OPZIONALE) TERMINAL BLOCK WITH HATCH (OPTIONAL)

PORTELLA ESTERNA External Cover Plate	PORTELLA FILO PALO Cover Plate
T39 G	RESET 16
T39 G	RESET 16
T39 G	RESET 16
T39 G	RESET 17

Disponibili a 1 o 2 fusibili | Available with 1 or 2 fuses



10

9

8

7

6


5

4

3

H

Altezza punto luce  
Available luminaire heights



Valori espressi in metri | Measures in metres

# SERIE DECORATIVO DELOS

Palo cilindrico con elementi in ghisa  
Cylindrical pole with cast iron elements

Palo in acciaio a sezione circolare rastremato in 3 tratti con elementi decorativi realizzati in fusione di ghisa. Codolo finale Ø60 predisposto per le mensole "Serie Delos". Asola ingresso cavi e asola per morsetteria con finitura del bordo del taglio idonea per l'applicazione di portella incassata a filo palo. Zincatura a caldo secondo la norma UNI EN ISO 1461 e successiva spazzolatura per garantire una perfetta finitura superficiale. Verniciatura a polveri poliestere.

Steel pole with circular section tapered in 3 sections with decorative elements made of cast iron. Final shank Ø60 prepared for the "Delos Series" shelves. Cable entry slot and terminal block slot with cut edge finish suitable for the application of a recessed door flush with the pole. Hot galvanizing according to UNI EN ISO 1461 and subsequent brushing to guarantee a perfect surface finish. Polyester powder coating.

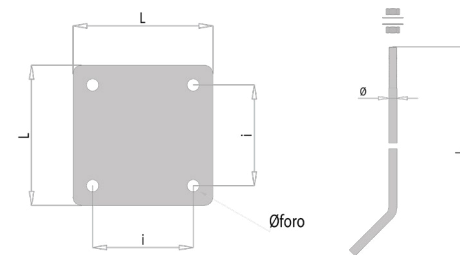
## SPECIFICHE TECNICHE TECHNICAL SPECIFICATIONS

MODELLO Model	H	H1	H2	H3	H4	H5	D	D1	D2	D3
DE.159.3.102.3.C60.5000	5000	5800	800	200	800	200	159	102	60	-
DE.159.3.102.3.C60.6000	6000	6800	800	200	800	200	159	127	102	60
DE.159.3.102.3.C60.7000	7000	7800	800	200	800	200	159	127	102	60
DE.193.3.102.3.C60.8000	8000	8800	800	200	800	200	193	127	102	60
DE.193.3.102.3.C60.9000	9000	10000	1000	200	1000	200	193	127	102	60
DE.193.3.102.3.C60.10000	10000	11000	1000	200	1000	200	193	127	102	60

SPESSORE Thickness	MATERIALE Material	PESO Weight	ASOLA MORS. Block Hole Hatch	ASOLA ING. CAVI Block Hole Cable Entry	PORTATA m2 /Kg * Technical Capacity m2/kg *
3 - 3 - 3	S235JR	53 Kg	H186xL45	H186xL45	(2x) MPDL + DELOS 2
3 - 3 - 3	S235JR	66 Kg	H186xL45	H186xL45	(2x) MPDL + DELOS 2
3 - 3 - 3	S235JR	77 Kg	H186xL45	H186xL45	(2x) MPDL + DELOS 2
3 - 3 - 3	S235JR	93 Kg	H186xL45	H186xL45	(2x) MPDL + DELOS 2
3 - 3 - 3	S235JR	103 Kg	H186xL45	H186xL45	(2x) MPDL + DELOS 2
3 - 3 - 3	S235JR	112 Kg	H186xL45	H186xL45	(2x) MPDL + DELOS 2

Zona 8 cat. II | Zone 8 cat. II

PIASTRA (OPZIONALE) Plate (Optional)	TIRAFONDO (OPZIONALE) Anchor Bolt (Optional)	PORTELLA FILO PALO Cover Plate
L300xL300xS15 - I 230	Ø18 - L500	RESET 18
L300xL300xS15 - I 230	Ø18 - L500	RESET 18
L300xL300xS15 - I 230	Ø18 - L500	RESET 18
L350xL350xS20 - I 260	Ø27 - L700	RESET OD 18
L350xL350xS20 - I 260	Ø27 - L700	RESET OD 18
L350xL350xS20 - I 260	Ø27 - L700	RESET OD 18

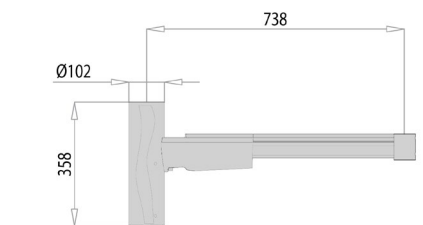
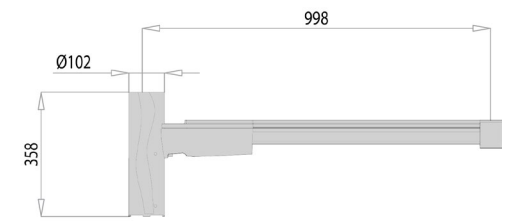
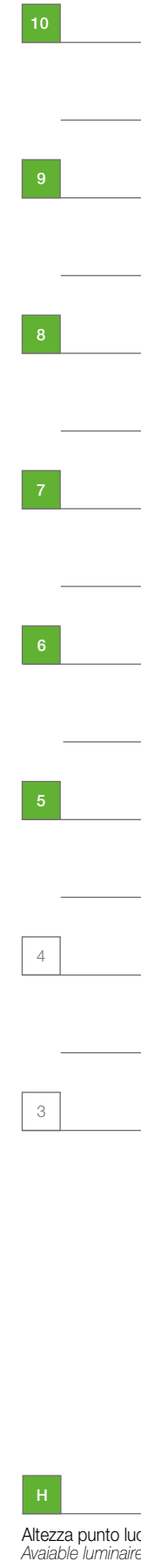


Valori espressi in millimetri | Measures in millimeters

## MENSOLE COMPATIBILI SERIE MPD COMPATIBLE BRACKETS MPD SERIES

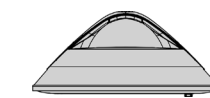
MODELLO Model	L	PESO Weight	COMPOSIZIONE Composition
MPDL.750	750	17 Kg	• • • •
MPDC.1000	1000	16 Kg	• • • •
MPDLS.750	750	16 Kg	•
MPDCS.1000	1000	15 Kg	•

## DISEGNO TECNICO TECHNICAL DESIGN



### APPARECCHIO SERIE DELOS DELOS SERIES APPLIANCE

Vedi pag 152 | See pag 152



Valori espressi in metri | Measures in metres

H  
Altezza punto luce  
Available luminaire heights





# SERIE DECORATIVO REVELAMPE

Palo conico con elementi in ghisa  
Conical pole with cast iron elements

Palo in acciaio a sezione circolare conico HSP con composizioni di braccia pastorale singolo-doppio-triplo. Elementi decorativi realizzati in fusione di ghisa (BS)/(RS). Asola per morsettiere posizionata all'interno dell' basamento in ghisa (BS) oppure esternamente (RS). Zincatura a caldo secondo la norma UNI EN ISO 1461 e successiva spazzolatura per garantire una perfetta finitura superficiale. Verniciatura a polveri poliestere.

HSP conical circular section steel pole with single-double-triple pastoral arm compositions. Decorative elements made of cast iron (BS)/(RS). Slot for terminal block positioned inside the cast iron base (BS) or externally (RS). Hot galvanizing according to UNI EN ISO 1461 and subsequent brushing to guarantee a perfect surface finish. Polyester powder coating.

## SPECIFICHE TECNICHE TECHNICAL SPECIFICATIONS

MODELLO Model	N. Luci N. Lights	H	H1	H2	H3	H4	B	B1	D	D1	D2	D3
RL.R1.1.BS.6300	1	6300	7100	5200	270	800	880	-	114	310	70	42
RL.R1.1.RS.6300	1	6300	7100	5200	270	800	-	170	114	310	70	42
RL.R1.BS.6500	1	6500	7300	5140	270	800	880	-	114	310	70	60
RL.R1.RS.6500	1	6500	7300	5140	270	800	-	170	114	310	70	60
RL.R2.BS.6500	2	6500	7300	5140	270	800	880	-	114	310	70	60
RL.R2.RS.6500	2	6500	7300	5140	270	800	-	170	114 <td 310	70	60	
RL.R3.BS.6500	3	6500	7300	5140	270	800	880	-	114	310	70	60
RL.R3.RS.6500	3	6500	7300	5140	270	800	-	170	114	310	70	60
RL.R1.BS.7000	1	7000	7800	5640	270	800	880	-	114	310	70	60
RL.R1.RS.7000	1	7000	7800	5640	270	800	-	170	114	310	70	60
RL.R2.BS.7000	2	7000	7800	5640	270	800	880	-	114	310	70	60
RL.R2.RS.7000	2	7000	7800	5640	270	800	-	170	114	310	70	60
RL.R3.BS.7000	3	7000	7800	5640	270	800	880	-	114	310	70	60
RL.R3.RS.7000	3	7000	7800	5640	270	800	-	170	114	310	70	60
RL.R1.BS.8000	1	8000	8800	6640	270	800	970	-	127	340	70	60
RL.R1.RS.8000	1	8000	8800	6640	270	800	-	145	127	340	70	60
RL.R2.BS.8000	2	8000	8800	6640	270	800	970	-	127	340	70	60
RL.R2.RS.8000	2	8000	8800	6640	270	800	-	145	127	340	70	60
RL.R3.BS.8000	3	8000	8800	6640	270	800	970	-	127	340	70	60
RL.R3.RS.8000	3	8000	8800	6640	270	800	-	145	127	340	70	60

### PORTELLA E MORSETTIERA FORNITE ASSIEME AL PALO

DOOR AND TERMINAL BLOCK SUPPLIED TOGETHER WITH THE POLE

## DISEGNO TECNICO TECHNICAL DESIGN

10

9

8

7

6

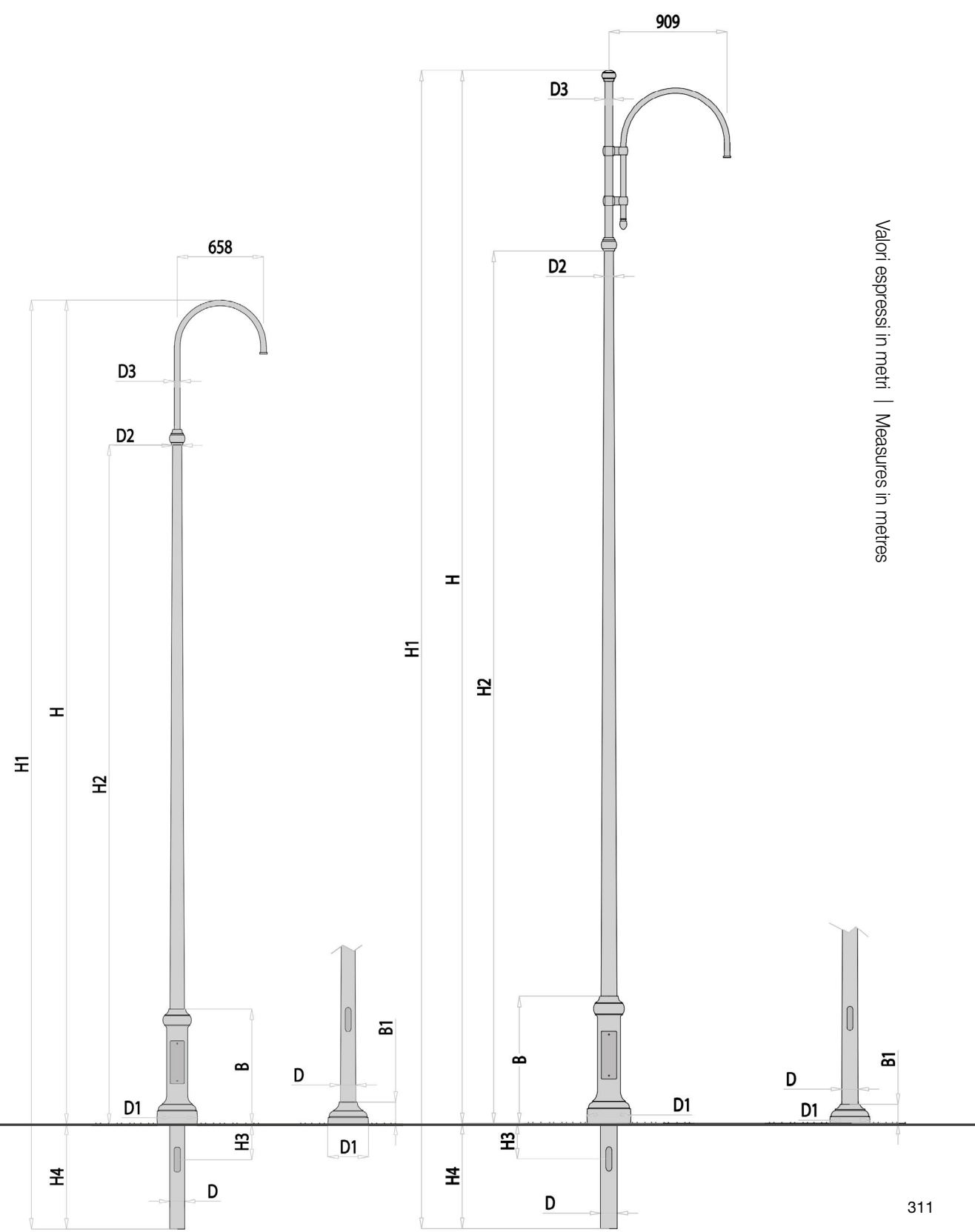
5

4

3

H

Altezza punto luce  
Available luminaire  
heights



Valori espressi in metri | Measures in metres



# SERIE CILINDRICO DRAGON

## DR.C 127 C

Palo cilindrico con codolo Ø102  
Cylindrical pole with Ø102 spigot

Palo in acciaio Ø127 a sezione circolare realizzato in un unico tratto con codolo finale predisposto per apparecchi serie Dragon. Asola ingresso cavi e asola per morsetti con finitura dei bordi del taglio idonea anche per l'applicazione di portella incassata a filo palo. Zincatura a caldo secondo la norma UNI EN ISO 1461 e successiva spazzolatura per garantire una perfetta finitura superficiale. Verniciatura a polveri poliestere.

Ø127 steel pole with Circular section made in a single section with final spigot designed for Dragon series luminaires. Cable inlet slot and terminal box slot with finished edges, also suitable for the application of a flush mounted cover door. Hot galvanized in accordance with UNI EN ISO 1461, and subsequent brushing to ensure perfect surface finish. Polyester powder coating.

## DISEGNO TECNICO TECHNICAL DESIGN



## SPECIFICHE TECNICHE TECHNICAL SPECIFICATIONS

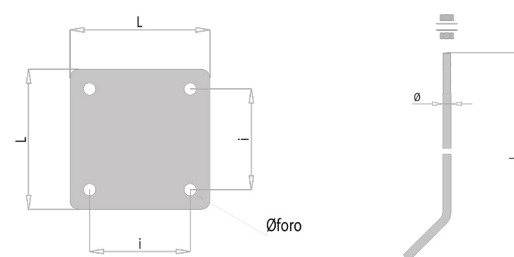
MODELLO Model	H	H1	H2	H3	H4	D	D1
DR.C.127.3.C102.5000	5000	5500	1000	200	500	127	102
DR.C.127.3.C102.6000	6000	6800	1000	200	800	127	102
DR.C.127.3.C102.7000	7000	7800	1000	200	800	127	102
DR.C.127.3.C102.8000	8000	8800	1000	200	800	127	102

SPESSORE Thickness	MATERIALE Material	PESO Weight	ASOLA MORS. Block Hole Hatch	ASOLA ING. CAVI Block Hole Cable Entry	PORTATA m2 /Kg * Technical Capacity m2/kg *
3 - 3	S235JR	58 Kg	H186xL45	H186xL45	DRAGON (1000)*
3 - 3	S235JR	66 Kg	H186xL45	H186xL45	DRAGON (1000)*
3 - 3	S235JR	75 Kg	H186xL45	H186xL45	DRAGON (1000)*
3 - 3	S235JR	84 Kg	H186xL45	H186xL45	DRAGON (1000)*

Zona 8 cat. I | Zone 8 cat. I

PIASTRA (OPZIONALE) Plate (Optional)	TIRAFONDO (OPZIONALE) Anchor Bolt (Optional)
L250xL250XS15 - I 180	Ø18 - L500
L250xL250XS15 - I 180	Ø18 - L500
L300xL300XS15 - I 200	Ø18 - L500
L300xL300XS15 - I 200	Ø18 - L500

Valori espressi in millimetri | Measures in millimeters



## PORTELLA CON MORSETTIERA (OPZIONALE) TERMINAL BLOCK WITH HATCH (OPTIONAL)

PORTELLA ESTERNA External Cover Plate	PORTELLA FILO PALO Cover Plate
T39 G	RESET 16
T39 G	RESET 16
T39 G	RESET 16
T39 G	RESET 16

Disponibili a 1 o 2 fusibili | Available with 1 or 2 fuses



10

9

8

7

6

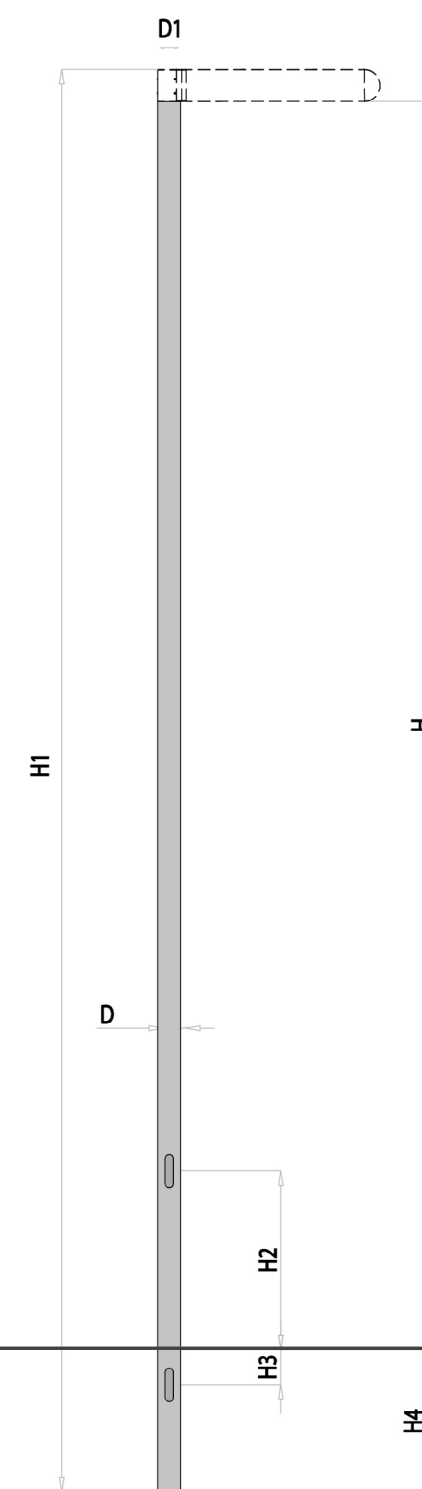
5

4

3

H

Altezza punto luce  
Available luminaire heights



Valori espressi in metri | Measures in metres



# SERIE CILINDRICO DRAGON SOLAR DR.C 168 SOLAR C

Palo cilindrico Ø168 con codolo Ø139 per sistema Dragon Solar  
Cylindrical pole Ø168 with Ø139 spigot for Dragon Solar system

Palo in acciaio a sezione circolare realizzato in un unico tratto con codolo finale. Predisposizione per apparecchi serie Dragon Solar e attacco per moduli: SOLAR - 3 Moduli - 4 Moduli. Asola ingresso cavi e asola per morsetti con finitura dei bordi del taglio idonea anche per l'applicazione di portella incassata a filo palo. Zincatura a caldo secondo la norma UNI EN ISO 1461 e successiva spazzolatura per garantire una perfetta finitura superficiale. Verniciatura a polveri poliestere.

Circular cross section steel pole made in a single section with final spigot. Predisposition for Dragon Solar series devices and connection for modules: SOLAR - 3 Modules - 4 Modules. Cable inlet slot and terminal box slot with finished edges, also suitable for the application of a flush mounted cover door. Hot galvanized in accordance with UNI EN ISO 1461, and subsequent brushing to ensure perfect surface finish. Polyester powder coating.

## SPECIFICHE TECNICHE TECHNICAL SPECIFICATIONS

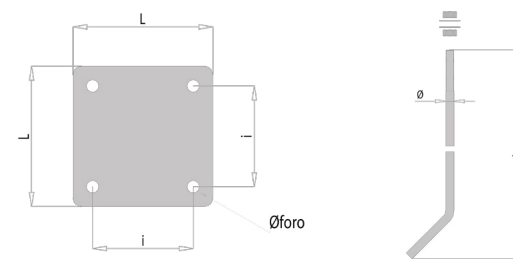
MODELLO Model	H	H1	H2	H3	H4	D	D1
DRS.C.168.4.C139.7000.3	7000	8000	1000	200	1000	168	139
DRS.C.168.5.C139.8000.3	8000	9000	1000	200	1000	168	139
DRS.C.168.5.C139.9000.3	9000	10000	1000	200	1000	168	139
DRS.C.168.5.C139.9000.4	9000	10000	1000	200	1000	168	139

SPESSORE Thickness	MATERIALE Material	PESO Weight	ASOLA MORS. Block Hole Hatch	ASOLA ING. CAVI Block Hole Cable Entry	Numero Moduli Number of modules
4	S355JR	130 Kg	H186xL45	H186xL45	3 MODULI SOLAR - ZONA 8 CAT. II
5	S355JR	183 Kg	H186xL45	H186xL45	3 MODULI SOLAR - ZONA 8 CAT. II
5	S355JR	201 Kg	H186xL45	H186xL45	3 MODULI SOLAR - ZONA 8 CAT. II
5	S355JR	201 Kg	H186xL45	H186xL45	4 MODULI SOLAR - ZONA 7 CAT. II

Zona 8 cat. II | Zone 8 cat. II

PIASTRA (OPZIONALE) Plate (Optional)	TIRAFONDO (OPZIONALE) Anchor Bolt (Optional)
L400xL400xS20 - I 300	Ø22 - L600
L450xL450xS20 - I 350	Ø24 - L600
L450xL450xS20 - I 350	Ø27 - L700
L450xL450xS20 - I 350	Ø27 - L700

Valori espressi in millimetri | Measures in millimeters

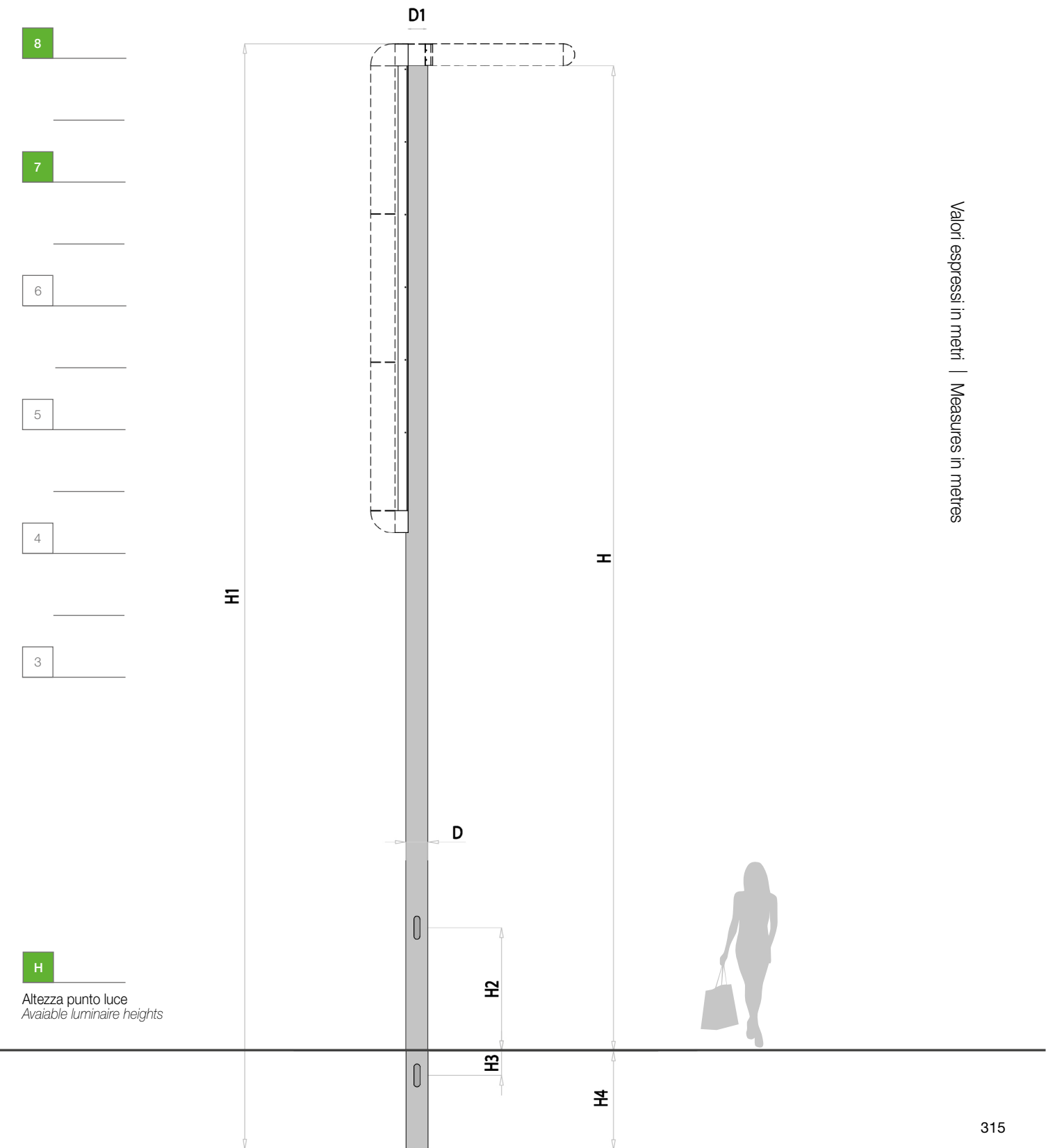
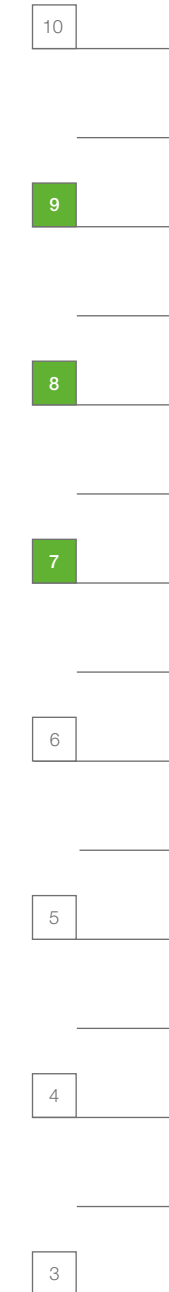


## PORTELLA CON MORSETTIERA (OPZIONALE) TERMINAL BLOCK WITH HATCH (OPTIONAL)

PORTELLA ESTERNA External Cover Plate	PORTELLA FILO PALO Cover Plate
T39 G	RESET 18
T39 G	RESET 18
T39 G	RESET 18
T39 G	RESET 18
T39 G	RESET 18



## DISEGNO TECNICO TECHNICAL DESIGN



H  
Altezza punto luce  
Available luminaire heights

Valori espressi in metri | Measures in metres



# SERIE LAMINATO X-FORM

## Per FALKO

Palo cilindrico/conico a sezione variabile laminato HSP  
 HSP laminated variable section cylindrical/conical pole

Palo in acciaio laminato HSP a sezione cilindrica/conica su tre diametri. Lavorazioni per predisposizione apparecchio serie Falko su richiesta. Asola ingresso cavi e asola per morsetti con finitura dei bordi del taglio idonea anche per l'applicazione di portella incassata a filo palo. Zincatura a caldo secondo la norma UNI EN ISO 1461 e successiva spazzolatura per garantire una perfetta finitura superficiale. Verniciatura a polveri poliestere.

HSP laminated steel pole with cylindrical/conical section on three diameters. Processing for preparing the Falko series appliance on request. Cable inlet slot and terminal block slot with finished edges, also suitable for the application of a flush mounted cover door. Hot galvanized in accordance with UNI EN ISO 1461, and subsequent brushing to ensure perfect surface finish. Polyester powder coating.

## DISEGNO TECNICO TECHNICAL DESIGN



## SPECIFICHE TECNICHE TECHNICAL SPECIFICATIONS

MODELLO Model	H	H1	H2	H3	H4	H5	D Cilindrico Cylindrical	D1 Conico Conical	D2 Cilindrico Cylindrical	I Interdist. Interdist.	N.App.Max N.Lum.Max	Tipo Type
X.FORM.127.3.60.3	6000	6800	1000	200	800	1900	127	127/60	60	330	6	Falko 1 Falko 2
X.FORM.152.4.76.4	8000	8800	1000	200	800	2500	152	152/76	76	430	6	Falko 1 Falko 2 Falko 3
X.FORM.193.4.102.4	10000	10800	1000	200	800	3100	193	193/102	102	530	6	Falko 1 Falko 2 Falko 3
											5	Falko 4

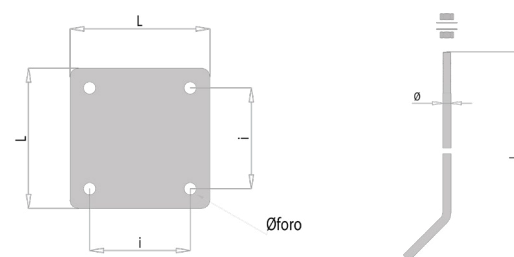
Verifica strutturale fino a Zona 7 (160Km/h) | Structural verification up to Zone 7 (160Km/h)

SPESSORE Thickness	MATERIALE Material	PESO Weight	ASOLA MORS. Block Hole Hatch	ASOLA ING. CAVI Block Hole Cable Entry	PORTATA m2 /Kg * Technical Capacity m2/kg *
3,6	S275JR	85 Kg	H186xL45	H186xL45	SU RICHIESTA
4	S275JR	133 Kg	H186xL45	H186xL45	SU RICHIESTA
4	S275JR	204 Kg	H186xL45	H186xL45	SU RICHIESTA

Zona 8 cat. II | Zone 8 cat. II

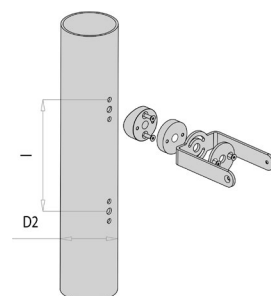
PIASTRA (OPZIONALE) Plate (Optional)	TIRAFONDO (OPZIONALE) Anchor Bolt (Optional)
L250xL250XS15 - I 180	Ø18 - L500
L300xL300XS20 - I 200	Ø22 - L600
L350xL350XS20 - I 260	Ø24 - L600

Valori espressi in millimetri | Measures in millimeters



**PREDISPOSIZIONE MONTAGGIO APPARECCHIO ESEGUITA CUSTOM SU INDICAZIONE CLIENTE**  
 PREPARATION FOR INSTALLATION OF THE LUMINAIRE CUSTOM MADE ON CUSTOMER'S REQUEST

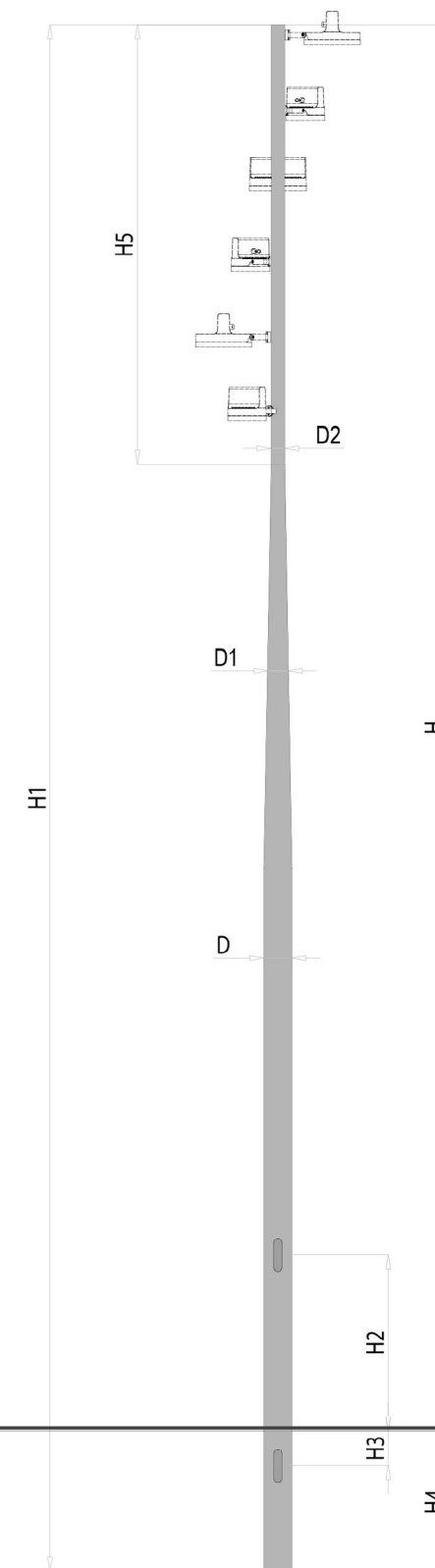
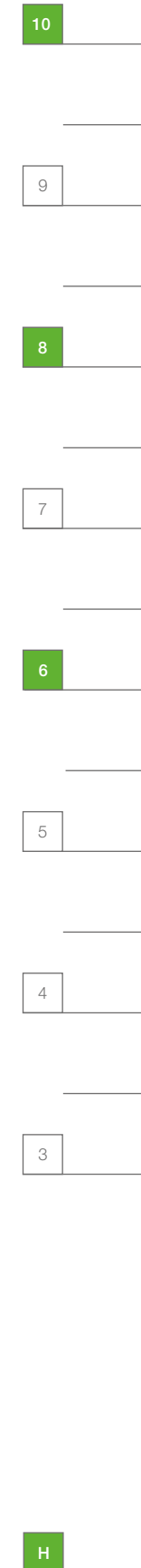
**CODICE LAVORAZIONE PER OGNI APPARECCHIO**  
 PROCESSING CODE FOR EVERY LUMINAIRE  
**LAV.01**



**PORTELLA CON MORSETTIERA (OPZIONALE)**  
 TERMINAL BLOCK WITH HATCH (OPTIONAL)

PORTELLA ESTERNA External Cover Plate	PORTELLA FILO PALO Cover Plate
T39 G	RESET 16
T39 G	RESET 18
T39 G	RESET ØD 18

Disponibili a 1 o 2 fusibili | Available with 1 or 2 fuses



Valori espressi in metri | Measures in metres

H  
 Altezza punto luce  
 Available luminaire heights

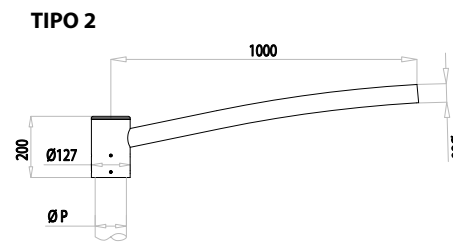
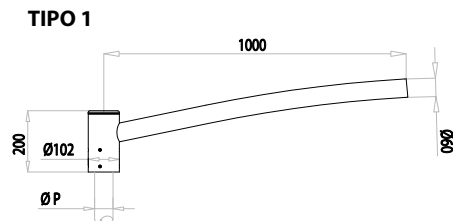


# SERIE B01




SERIE Series	Ø P	COMPATIBILITA' Compatibility	VERSIONE CONFIGURABILE Version Configurable	A MURO On the wall
B01	(Tipo A) 60	C.102.3.C60 R....3.102.3.C60 R.102.3.76.3.C60	1 - 2 a 180° 3 a 120°	NO
B01	(Tipo B) 102	C.102.3 R.127.3.C.102.3. R....3.102.3	1 - 2 a 180°- 3 a 120°	NO

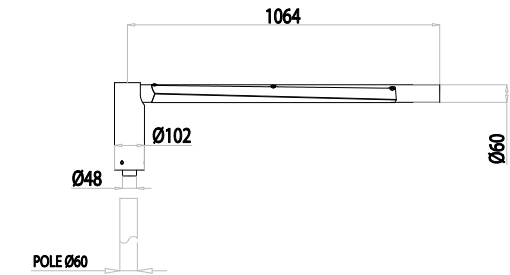
(...) si intende l'elenco esteso della serie indicata | (...) refers to the extended list of the indicated series



# SERIE MB K



SERIE Series	Ø P	COMPATIBILITA' Compatibility	VERSIONE CONFIGURABILE Version Configurable	A MURO On the wall
MB K	60	Conico/Cilindrico Conical/Cylindrical (Ø60)  Lavorazione: 3 grani in testa	1 - 2 a 180° 3 a 120°	NO

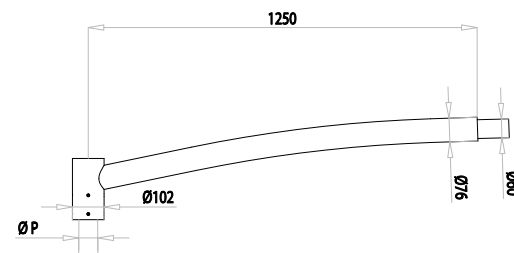


# SERIE MS Y



SERIE Series	Ø P	COMPATIBILITA' Compatibility	VERSIONE CONFIGURABILE Version Configurable	A MURO On the wall
MS Y	60	C.102.3.C60 R....3.102.3.C60 R.102.3.76.3.C60	1 - 2 a 180°	NO

(...) si intende l'elenco esteso della serie indicata | (...) refers to the extended list of the indicated series



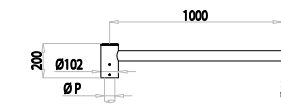
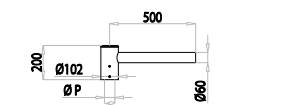
# SERIE MF



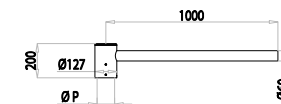
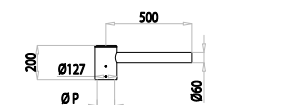
SERIE Series	Ø P	COMPATIBILITA' Compatibility	VERSIONE CONFIGURABILE Version Configurable	A MURO On the wall
MF 500 MF 1000	(Tipo A) 60	C.102.3.C60 R....3.102.3.C60 R.102.3.76.3.C60	1 - 2 a 180° 3 a 120°	NO
MF 500 MF 1000	(Tipo B) 102	C.102.3 C.127.3.C.102.3 R...3.C.102.3	1 - 2 a 180°- 3 a 120°	NO
MF 1500	(Tipo C) 60	C.102.3.C60 R....3.102.3.C60 R.102.3.76.3.C60	1 - 2 a 180° 3 a 120°	NO
MF 1500	(Tipo D) 102	C.102.3 C.127.3.C.102.3 R....3.102.3	1 - 2 a 180°- 3 a 120°	NO

(...) si intende l'elenco esteso della serie indicata | (...) refers to the extended list of the indicated series

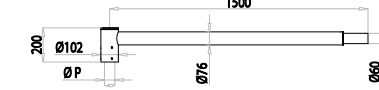
TIPO A



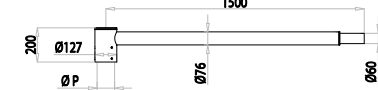
TIPO B



TIPO C



TIPO D

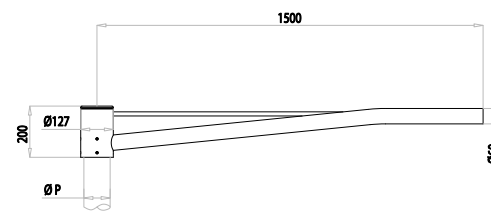


# SERIE B02




SERIE Series	Ø P	COMPATIBILITA' Compatibility	VERSIONE CONFIGURABILE Version Configurable	A MURO On the wall
B02	102	C.102.3 C.127.3.C.102.3 R....3.102.3	1 - 2 a 180°	NO

(...) si intende l'elenco esteso della serie indicata | (...) refers to the extended list of the indicated series



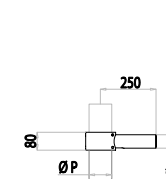
# SERIE MK



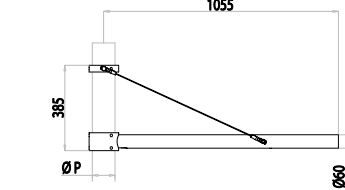
SERIE Series	Ø P	COMPATIBILITA' Compatibility	VERSIONE CONFIGURABILE Version Configurable	A MURO On the wall
MK 250 MK 100 MK 1500	102	C.102.3 C.127.3.C.102.3 (Solo MK250) R....3.102.3	1 - 2 a 180°	SI

(...) si intende l'elenco esteso della serie indicata | (...) refers to the extended list of the indicated series

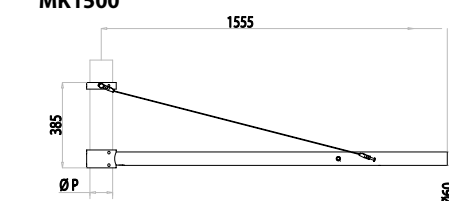
MK250




MK1000



MK1500

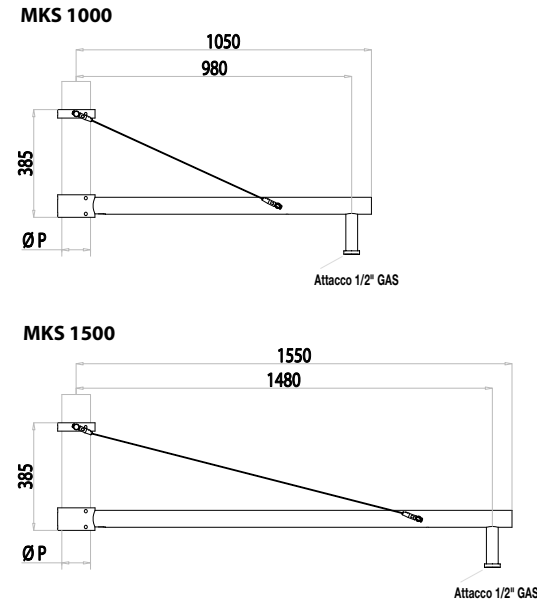


# SERIE MK S



SERIE Series	Ø P	COMPATIBILITA' Compatibility	VERSIONE CONFIGURABILE Version Configurable	A MURO On the wall
MK S 1000 MK S 1500	102	C.102.3 R....3.102.3	1 - 2 a 180° 3 a 120°	SI

(...) si intende l'elenco esteso della serie indicata  
(...) refers to the extended list of the indicated series

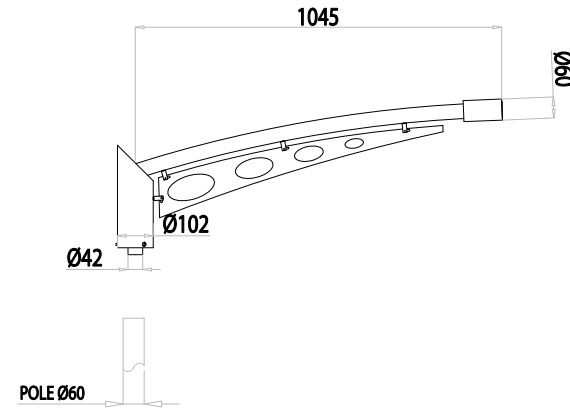


# SERIE MV K



SERIE Series	Ø P	COMPATIBILITA' Compatibility	VERSIONE CONFIGURABILE Version Configurable	A MURO On the wall
MV K	60	Conico/Cilindrico Conical/Cylindrical (Ø60)	1 - 2 a 180°	NO

La mensola per essere installata necessita di una lavorazione del palo  
To be installed, the shelf requires machining of the pole

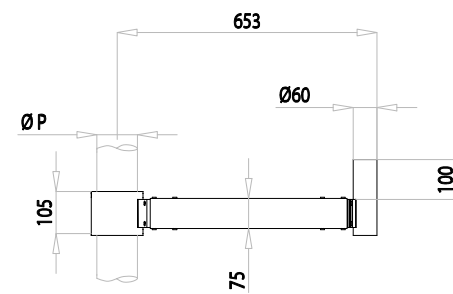


# SERIE ME



SERIE Series	Ø P	COMPATIBILITA' Compatibility	VERSIONE CONFIGURABILE Version Configurable	A MURO On the wall
ME	102	C.102.3 C.127.3.C102.3 R....3.102.3	1 - 2 a 180° 3 a 120°	SI

(...) si intende l'elenco esteso della serie indicata | (...) refers to the extended list of the indicated series

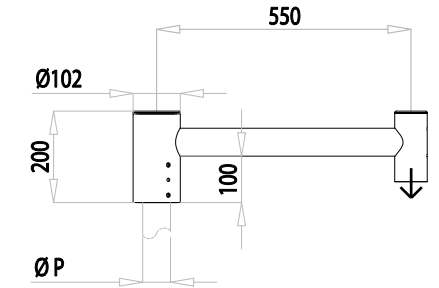


# SERIE MY SOSPESO SUSPENDED



SERIE Series	Ø P	COMPATIBILITA' Compatibility	VERSIONE CONFIGURABILE Version Configurable	A MURO On the wall
MY	60	C.102.3.C60 R....3.102.3.C60 R.102.3.76.3.C60	1 - 2 a 180° 3 a 120° - 4 a 90°	SI

(...) si intende l'elenco esteso della serie indicata | (...) refers to the extended list of the indicated series

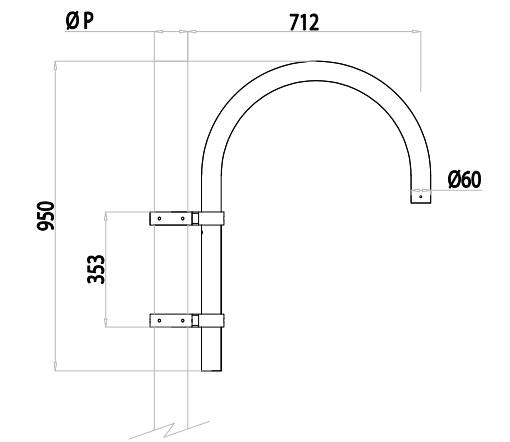


# SERIE MP



SERIE Series	Ø P	COMPATIBILITA' Compatibility	VERSIONE CONFIGURABILE Version Configurable	A MURO On the wall
MP	102	C.102.3 R....3.102.3	1 - 2 a 180° 3 a 120°	SI

(...) si intende l'elenco esteso della serie indicata | (...) refers to the extended list of the indicated series  
Accessorio: Adattatore per apparecchio 1/2 gas | Accessory: Adapter for 1/2 gas appliance

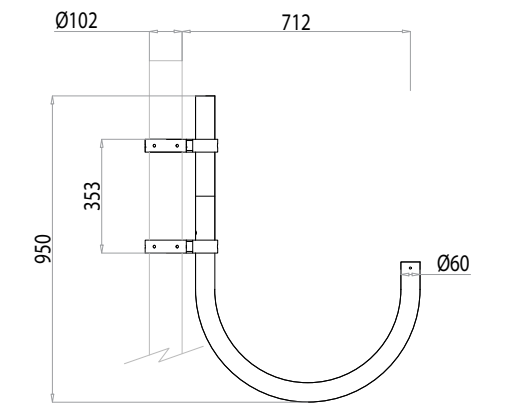


# SERIE MP R



SERIE Series	Ø P	COMPATIBILITA' Compatibility	VERSIONE CONFIGURABILE Version Configurable	A MURO On the wall
MP R	102	C.102.3 R....3.102.3	1 - 2 a 180° 3 a 120°	SI

(...) si intende l'elenco esteso della serie indicata | (...) refers to the extended list of the indicated series



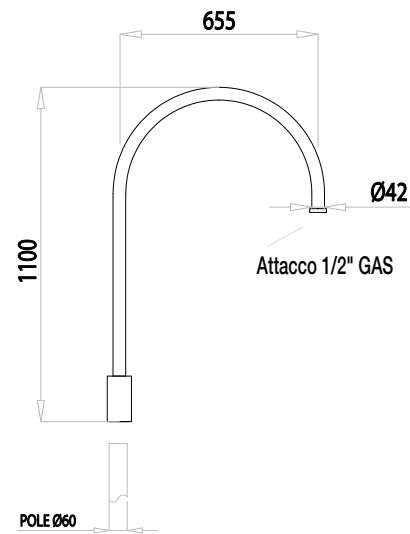


# SERIE MG

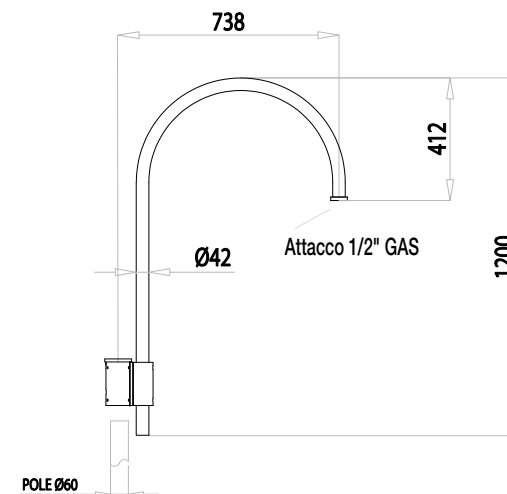


SERIE Series	Ø P	COMPATIBILITA' Compatibility	VERSIONE CONFIGURABILE Version Configurable	A MURO On the wall
MG 600	60	Conico/Cilindrico Conical/Cylindrical (Ø60)	1	NO
MG 601	60	Conico/Cilindrico Conical/Cylindrical (Ø60)	1	SI
MG 602	60	Conico/Cilindrico Conical/Cylindrical (Ø60)	2 a 180°	NO
MG 603	60	Conico/Cilindrico Conical/Cylindrical (Ø60)	3 a 120°	NO

MG 600



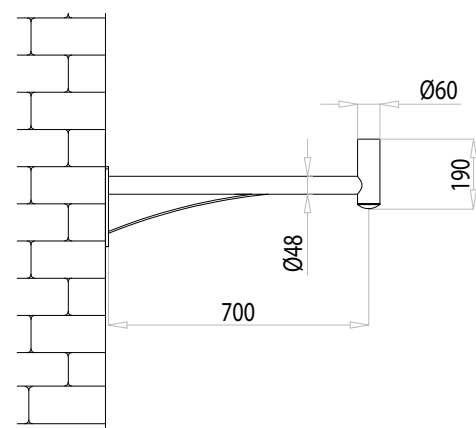
MG 601-602-603



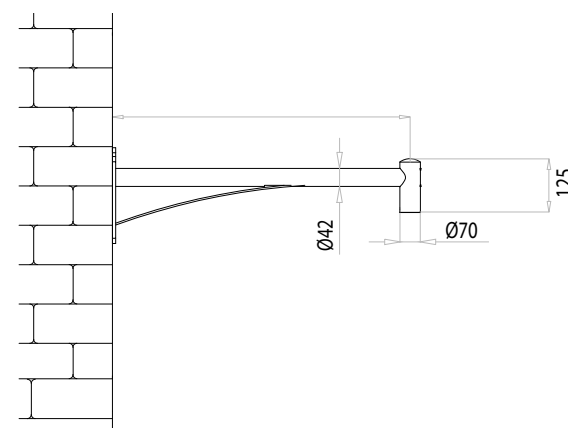
# SERIE MZ e MZA



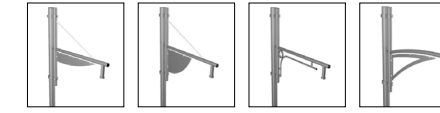
MZ



MZA

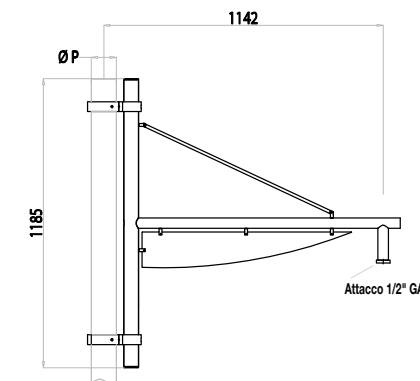


# SERIE MA

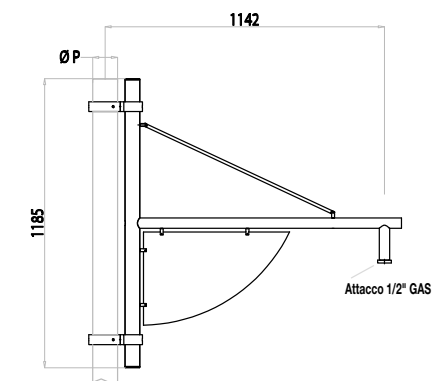


SERIE Series	Ø P	COMPATIBILITA' Compatibility	VERSIONE CONFIGURABILE Version Configurable	A MURO On the wall
MA1	102	C.102.3 R....3.102.3	1 - 2 a 180° 3 a 120°	SI
MA2	102	C.102.3 R....3.102.3	1 - 2 a 180° 3 a 120°	SI
MA3	102	C.102.3 R....3.102.3	1 - 2 a 180° 3 a 120°	SI
MA4	102	C.102.3 R....3.102.3	1 - 2 a 180° 3 a 120°	SI

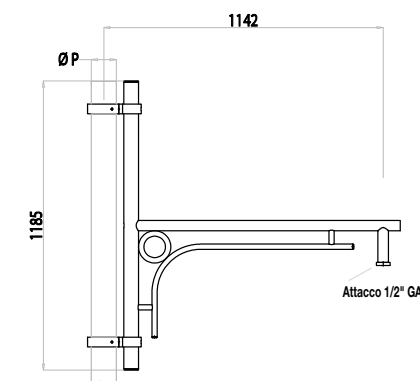
MA1



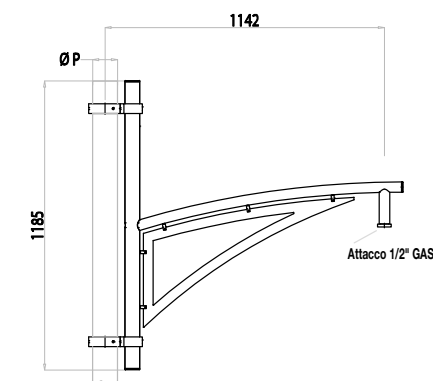
MA2



MA3



MA4



## Colori per serie apparecchi AEC

*Colors for  
AEC luminaires*

Personalizza il tuo prodotto scegliendo tra una molteplicità di colori AEC. Un'ampia selezione di colori per soddisfare ogni esigenza.

*Customize your product choosing from a multiplicity of AEC colors. A wide selection of colors to satisfy every need.*

# STANDARD

**GRIGIO GRAFITE**  
GRAPHITE GREY

Effetto satinato Cod. 01  
*Satinized effect Cod. 01*

## Optional

**NERO**  
BLACK

Effetto Satinato Cod. 02  
*Satinized effect Cod. 02*

**ARGENTO  
METALIZZATO**  
METALLIC SILVER

Effetto satinato Cod. 03  
*Satinized effect Cod. 03*

**SABBIA**  
SAND

Effetto Satinato Cod. 04  
*Satinized Effect Cod. 04*



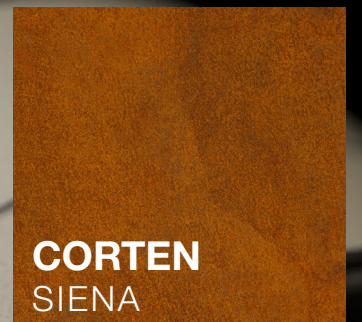
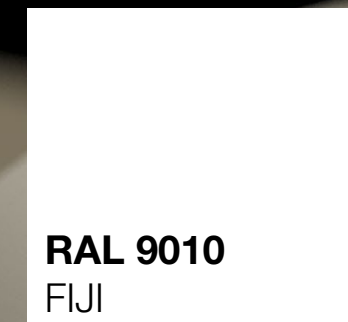
# FALKO COLORS

## Colori per serie FALKO

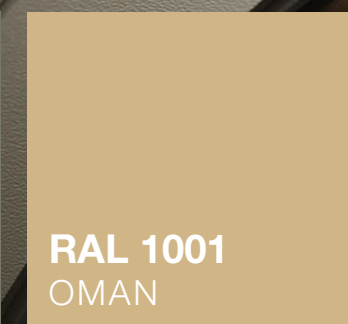
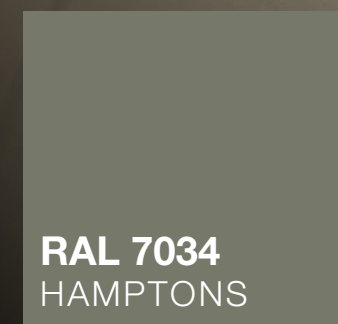
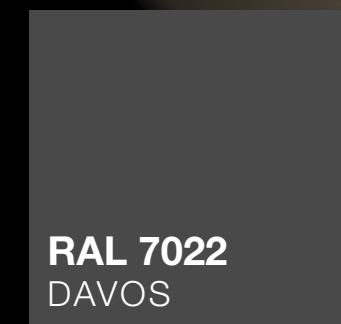
Colors for  
FALKO series

### Linea Essential | *Essential line*

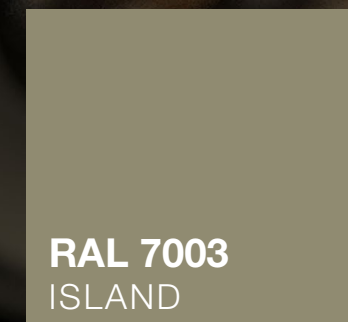
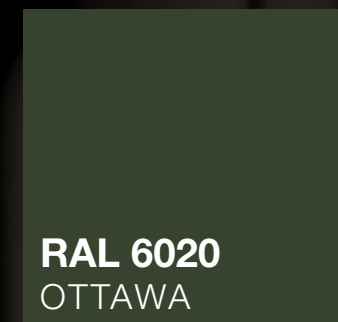
#### STANDARD



### Linea Terra | *Earth Line*



### Linea foglia | *Leaf line*





ART DIRECTION  
COPYWRITING  
EDITING  
a cura di

**AEC MARKETING Dept.**

TIPOGRAFIA  
**GRAFICHE BADIALI**

COPYRIGHT  
**AEC ILLUMINAZIONE**